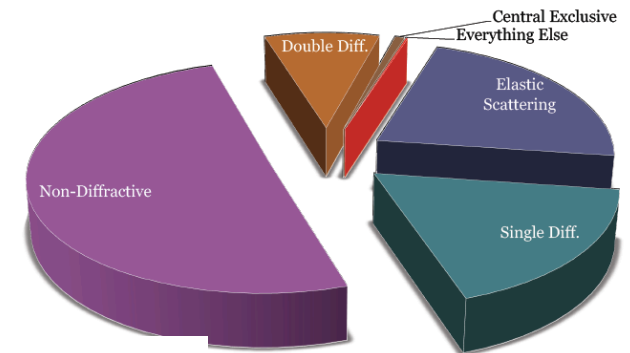
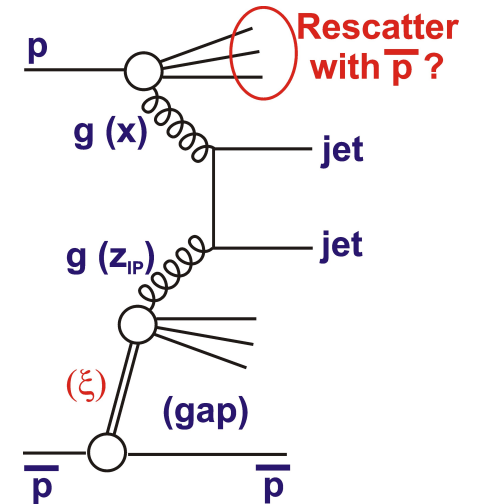


# Recent Diffractive and Related Measurements with the ATLAS Detector

Paul Newman  
(University of Birmingham)  
for the ATLAS Collaboration

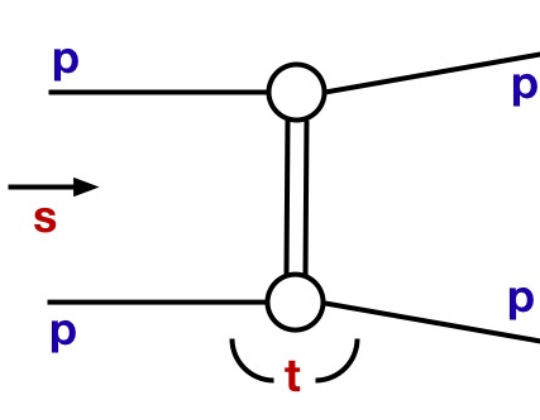


Low x Workshop, Gyongyos, Hungary  
6-10 June 2016



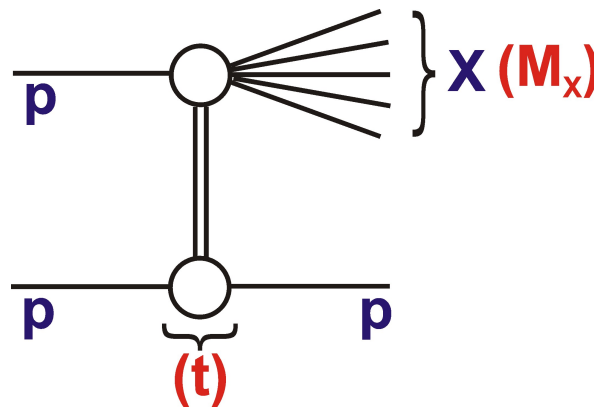
- Total Inelastic Cross Section at 13 TeV **NEW!**
- Diffractive Dijet Cross Sections
- Via a bit of elastic and soft diffractive measurements

# Decomposing the pp Cross Section



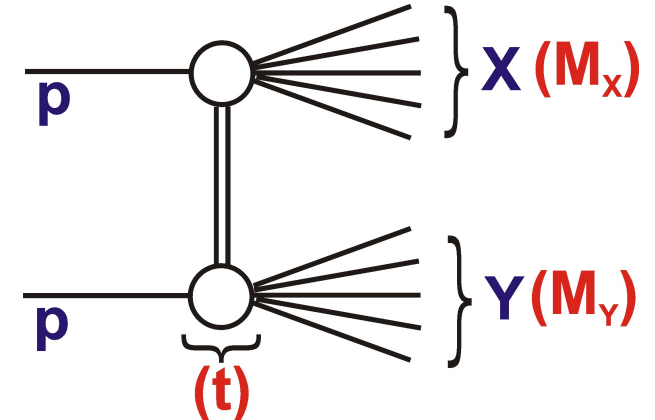
Elastic

1 degree of freedom  
→ scattering angle /  $t$



Single diffractive dissociation

Also  $M_X$

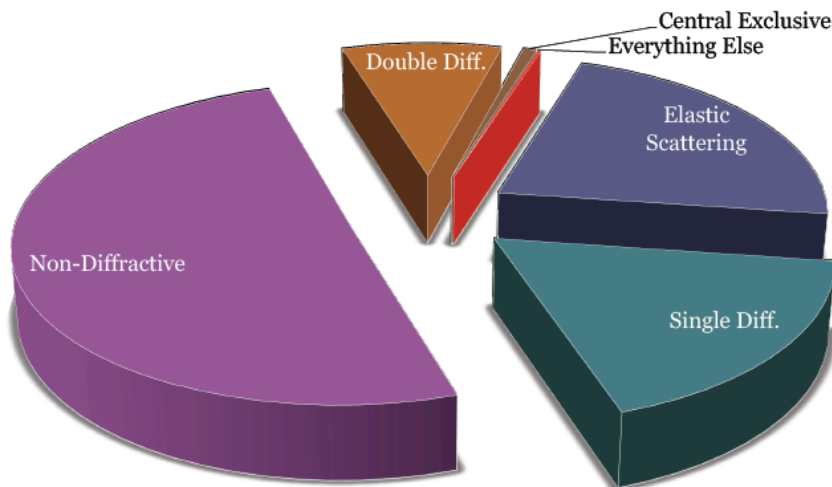


Double diffractive dissociation

Also  $M_Y$

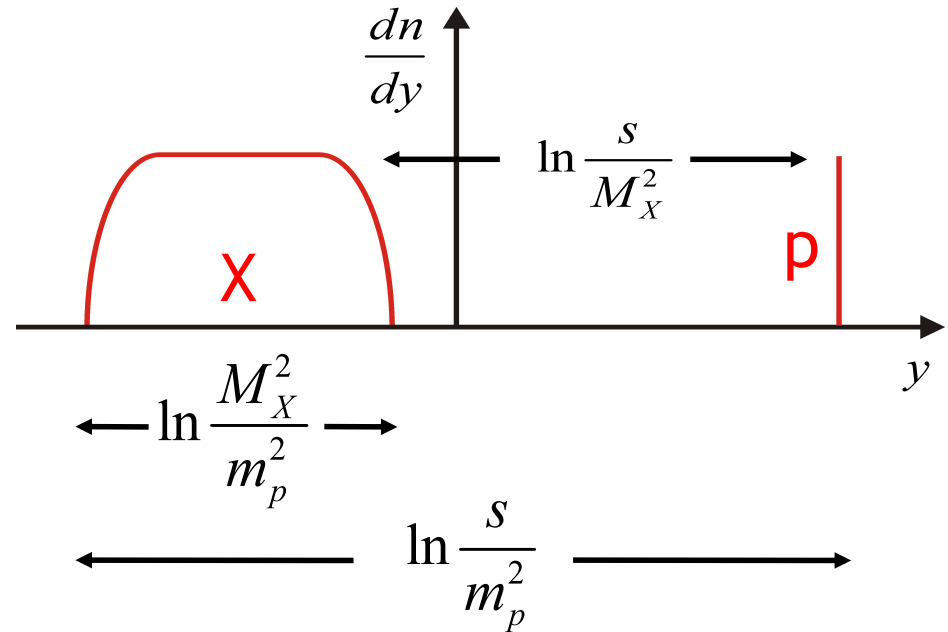
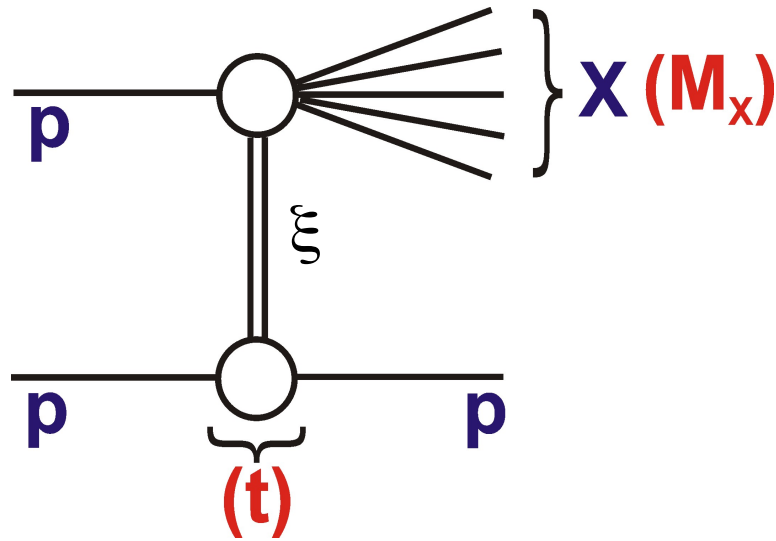
$$\xi = \frac{M_X^2}{s} = 1 - \frac{E'_p}{E_p}$$

$$\xi_Y = \frac{M_Y^2}{s}$$



At LHC,  $M_X$ ,  $M_Y$  can be as large as 1 TeV → plenty of phase space to produce jets and other hard probes

# Diffractive Channels: & Rapidity Gap Kinematics



- Protons not tagged directly

-  $\xi$  variable strongly correlated with empty rapidity regions

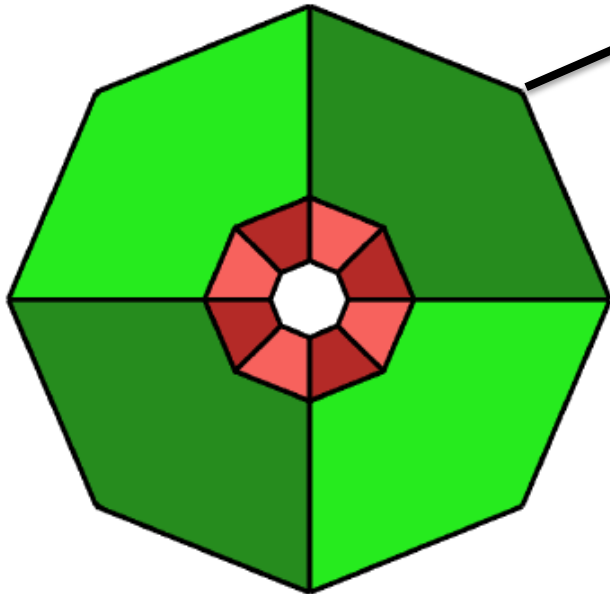
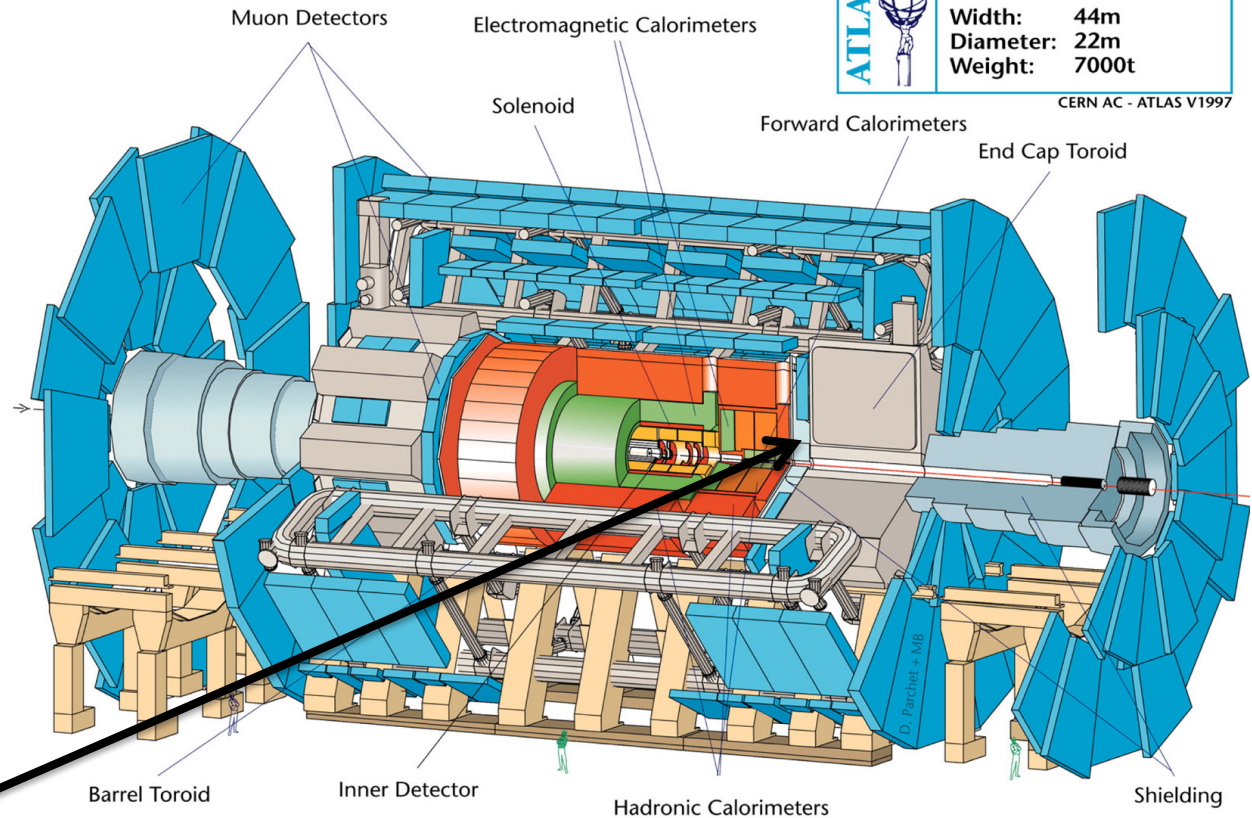
$$\Delta\eta \approx -\ln \xi$$

... exploited in both measurements to be shown

- Correlation limited by hadronisation fluctuations

# ATLAS

Both measurements rely on minimum bias samples triggered using the MBTS scintillators



$$z = \pm 3.6\text{m}, 2.1 < |\eta| < 3.8$$

Run 1 version had 2 x 8-fold segmentation

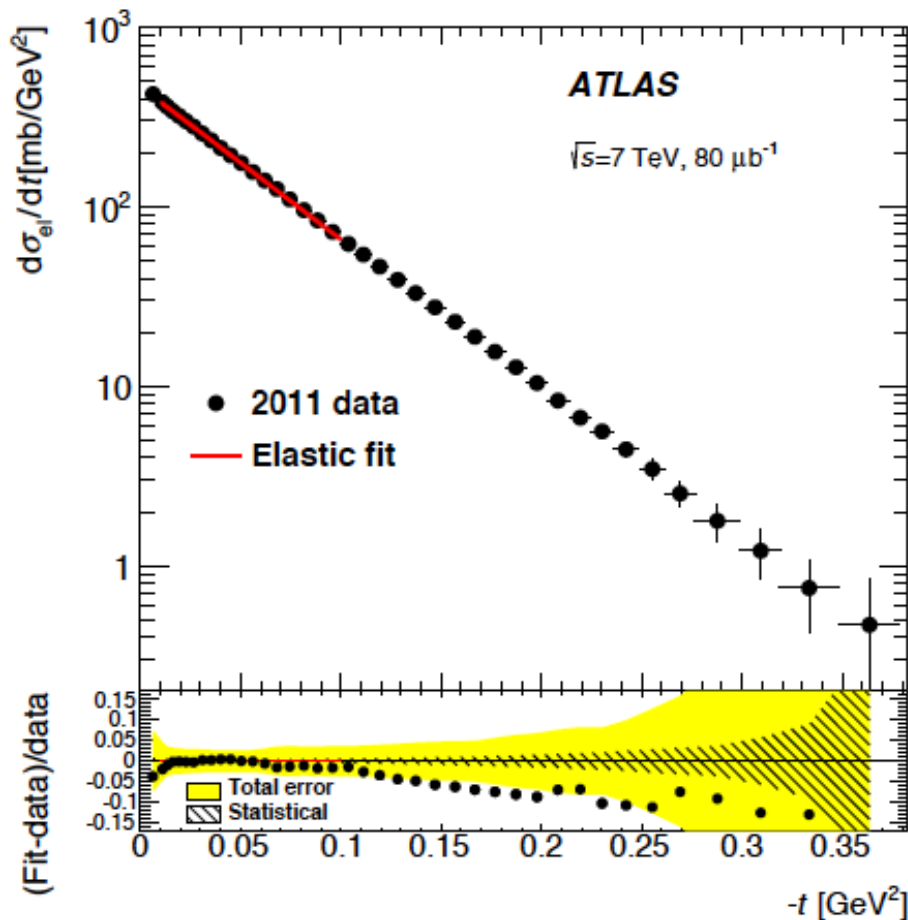
Replaced for Run 2 - 8 fold segmentation  
nearest beam-pipe, 4-fold further out



# Motivation:

## Total and elastic cross sections

Measurements of the elastic cross section and its  $t$ -dependence (eg in ALFA) determine total cross section via optical theorem



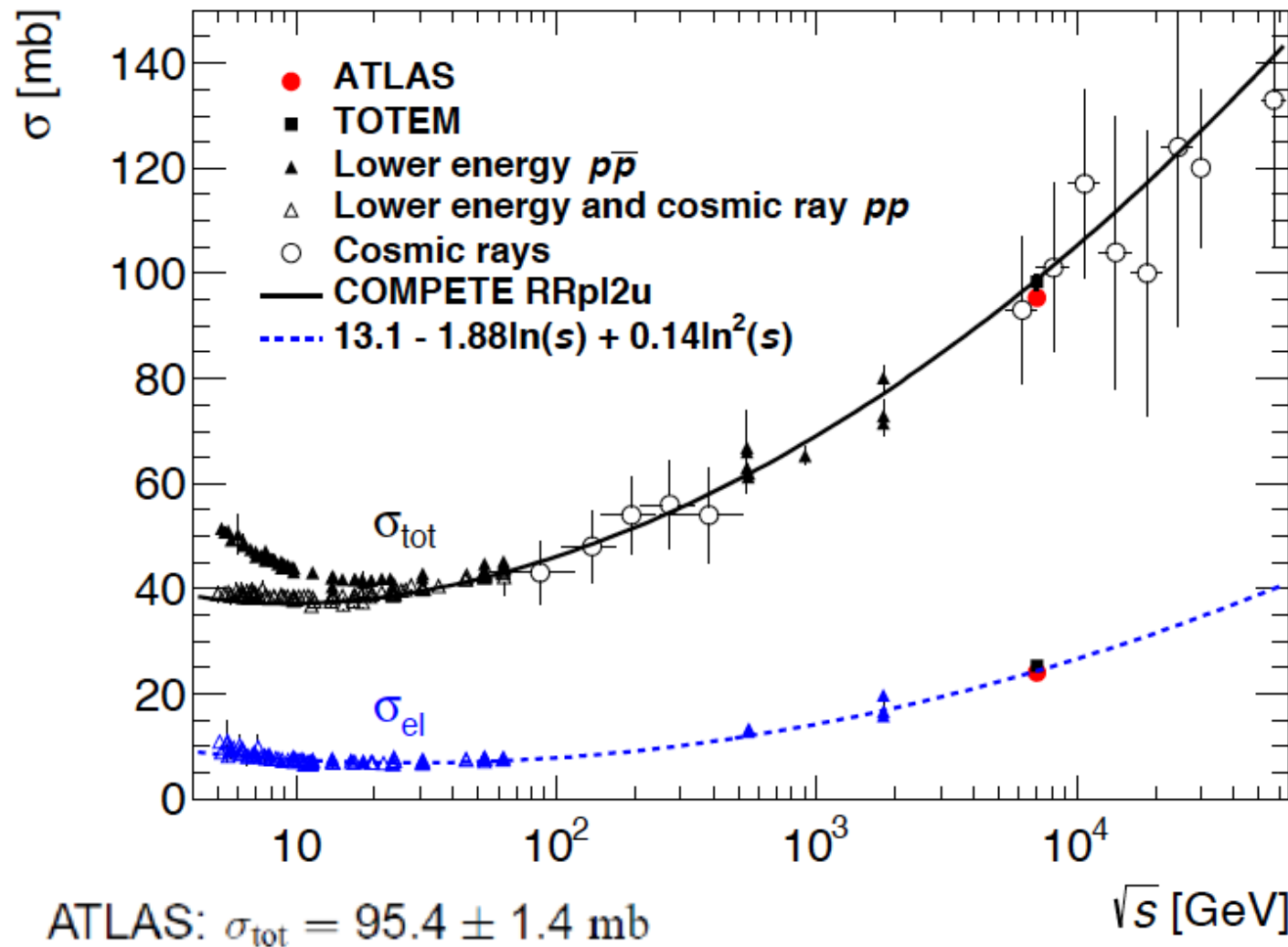
At fixed  $s$ : 
$$\frac{d\sigma}{dt} = \left. \frac{d\sigma}{dt} \right|_{t=0} e^{Bt}$$

$B = 19.73 \pm 0.24 \text{ GeV}^{-2}$  (ALFA)

$$\sigma_{TOT}^2 = \frac{16\pi(\hbar c)^2}{1 + \rho^2} \cdot \left. \frac{d\sigma_{EL}}{dt} \right|_{t=0}$$

[ $\rho \sim 0.1$  = phase of Coulomb-nuclear interference at  $t=0$ ]

# Total, Elastic and Inelastic Cross Sections



Consistent  
with fits  
to previous  
data (with  
either a  
logarithmic  
or power law  
dependence).

$$[\alpha_{\text{IP}}(0) \sim 1.08]$$

- $\sigma_{\text{tot}}$  &  $\sigma_{\text{el}}$  indirectly determine total inelastic cross section  $\sigma_{\text{inel}}$
- Direct  $\sigma_{\text{inel}}$  measurement tests self-consistency (expt & theory).

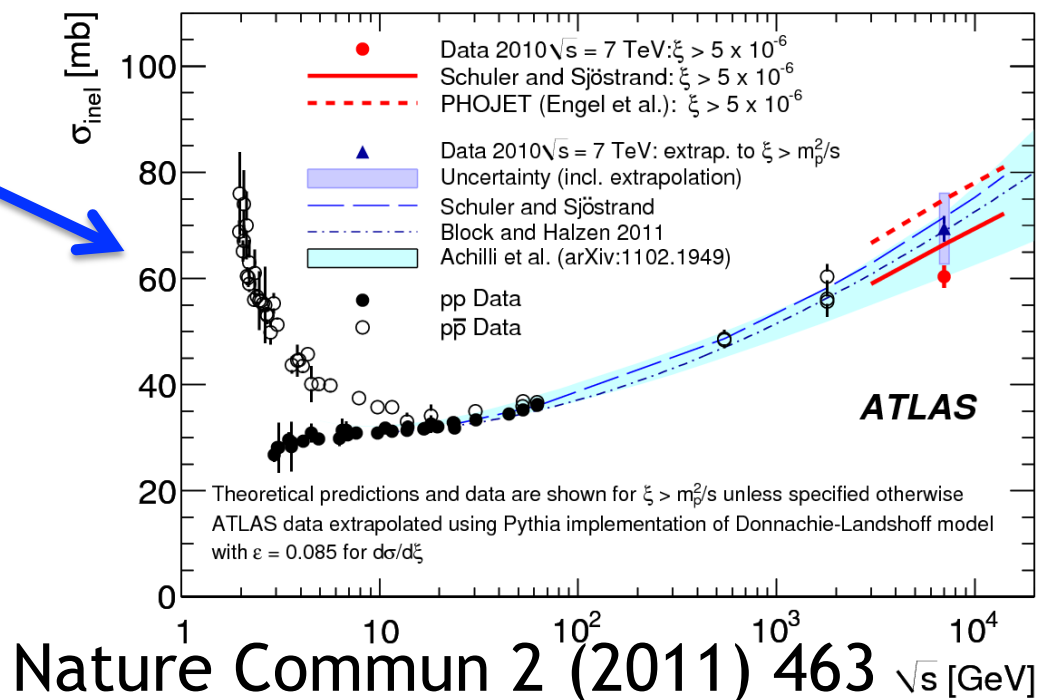
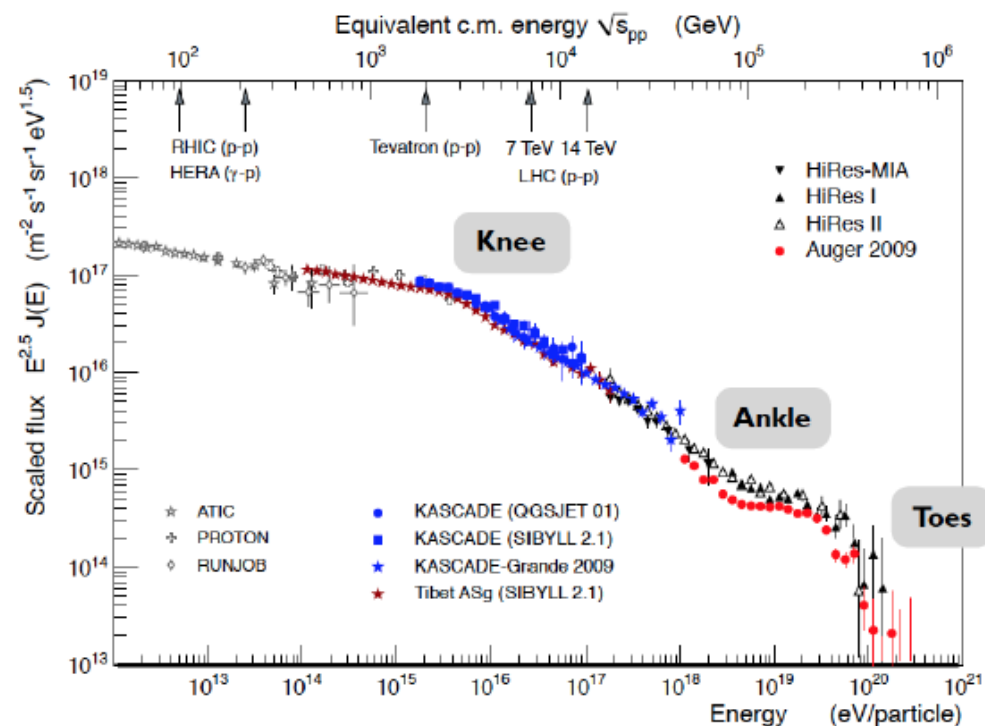
# Total Inelastic Cross Section

- Crucial quantity for understanding cosmic ray air showers

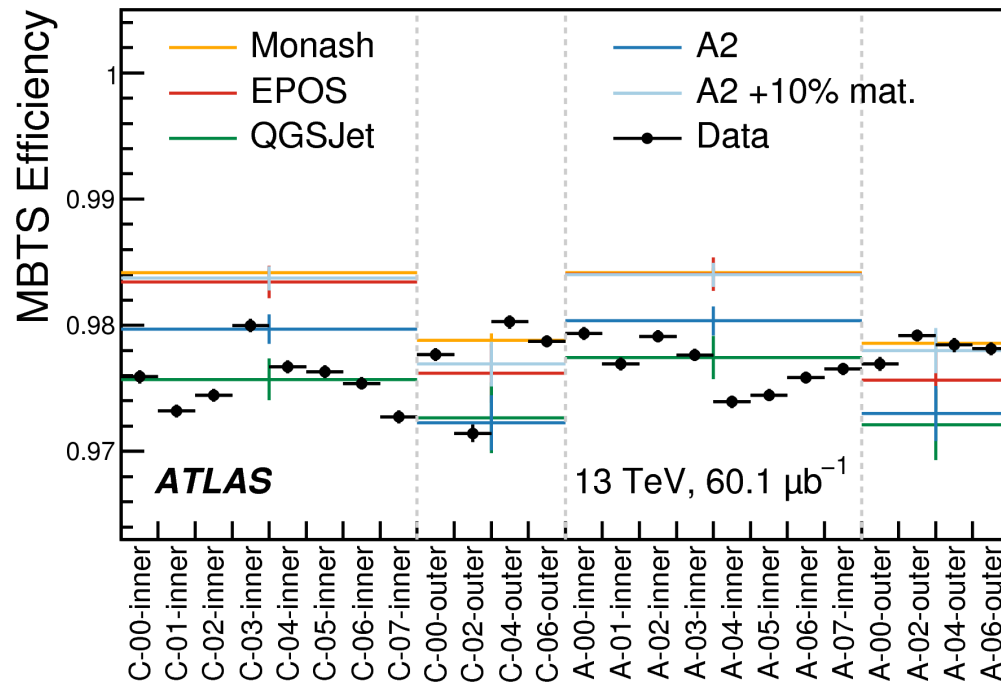
- Ingredient for modelling pile-up (and lumi) at LHC

Repeat and refine 7 TeV procedure using a short low pile-up run at 13 TeV taken in June 2015

- MBTS sees 90-95% of all inelastic events → “simple” counting experiment.

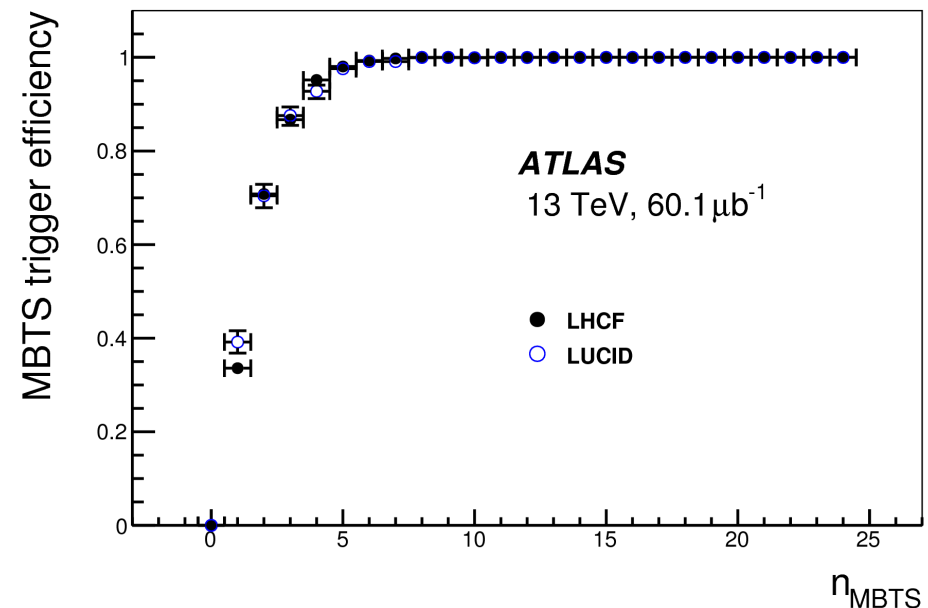


# Controlling MBTS Efficiency with Data

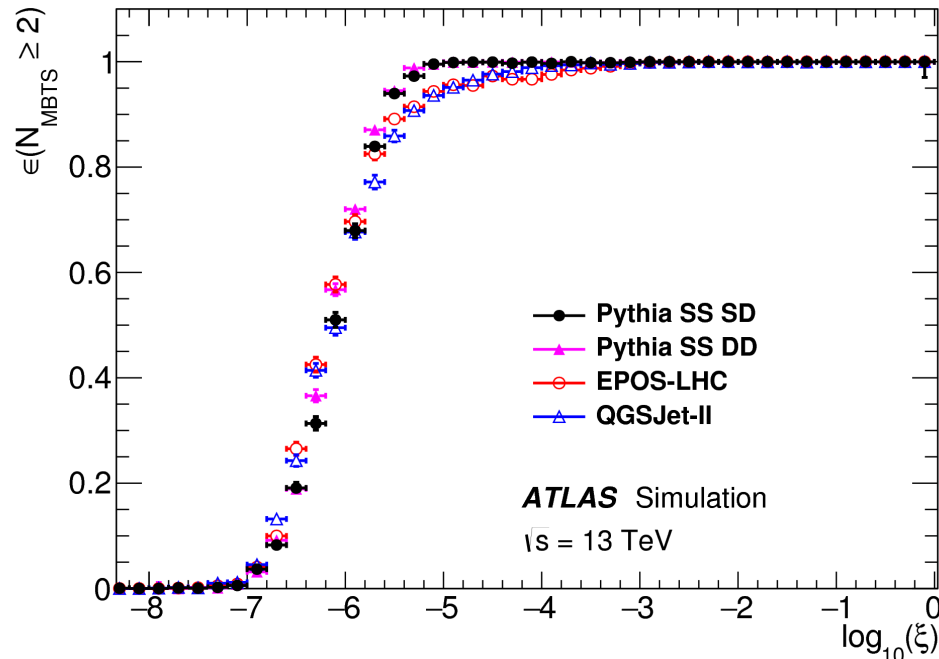


- Efficiencies for each MBTS counter measured relative to tracks in inner detector where possible and calorimeter clusters where not.  
→ MC efficiencies tuned accordingly

- Trigger efficiencies monitored relative to independent LUCID and LHCf triggers
- Efficiency / acceptance depends on MBTS segment multiplicity
- Analysis selection is  $N_{\text{MBTS}} \geq 2$



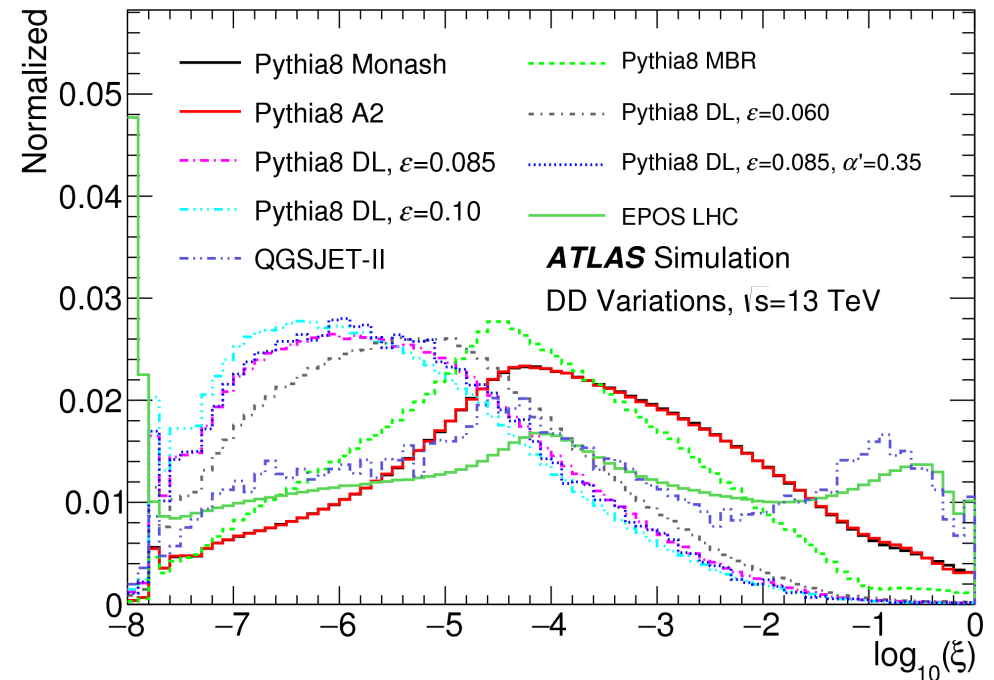
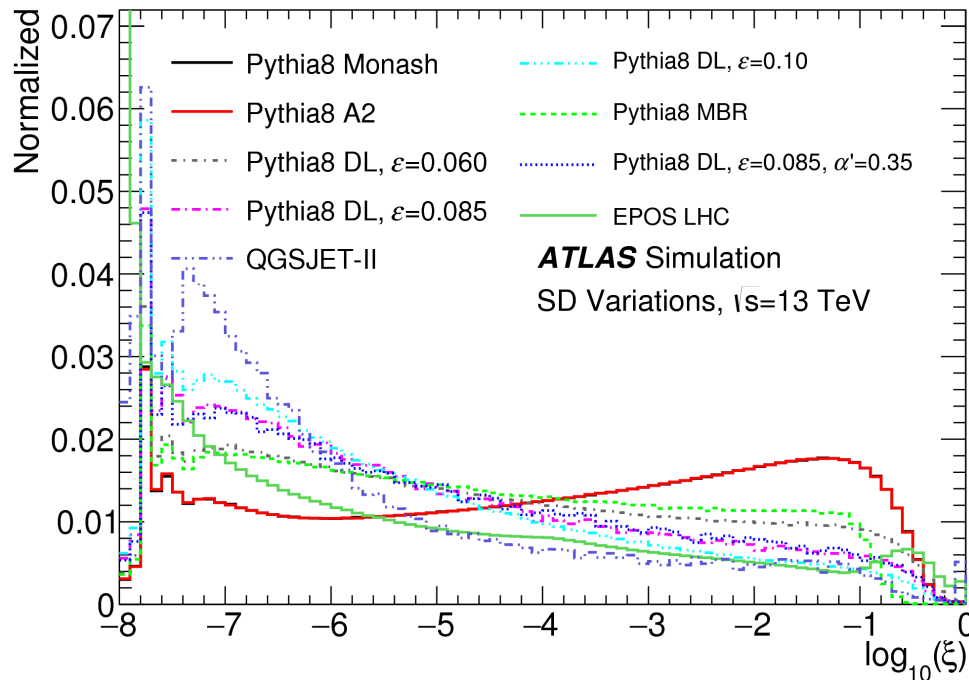
# What we can't see: low mass diffraction



$$\Delta\eta \approx -\ln \xi$$

Acceptance limit of MBTS  
( $|\eta| < \sim 4$ ) corresponds to  $\xi \sim 10^{-6}$

Cross section for  $\xi < 10^{-6}$   
poorly constrained

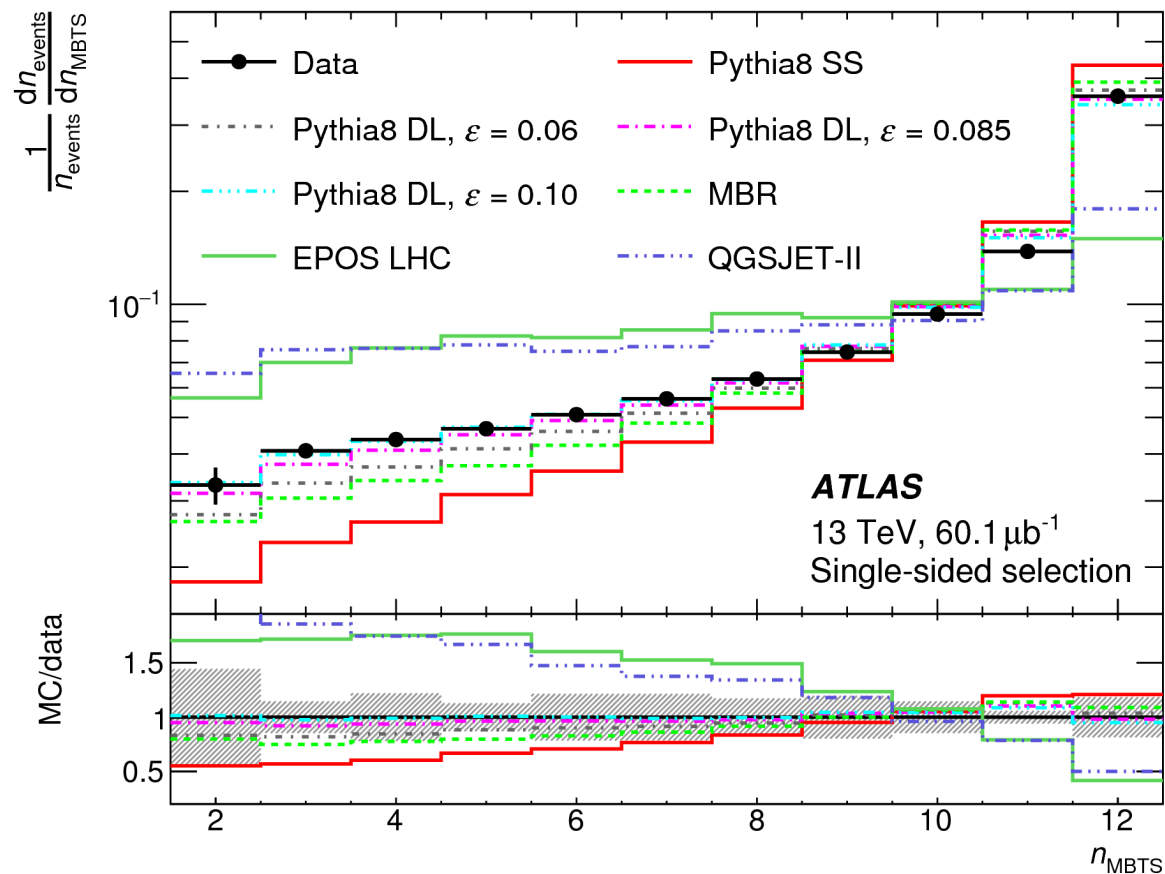
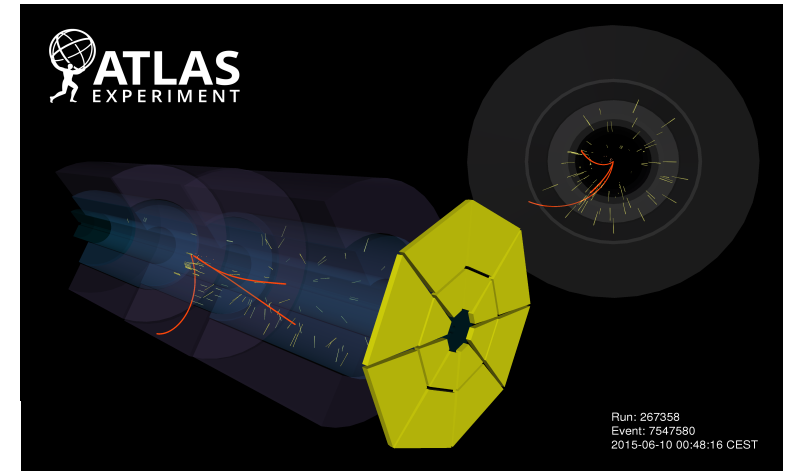




# Benchmarking Diffractive MC models

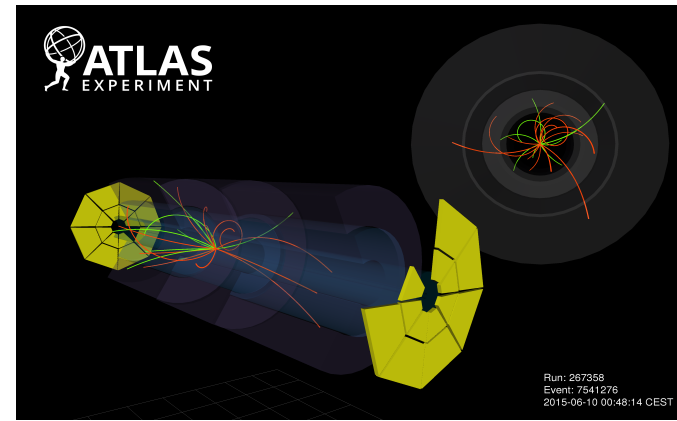
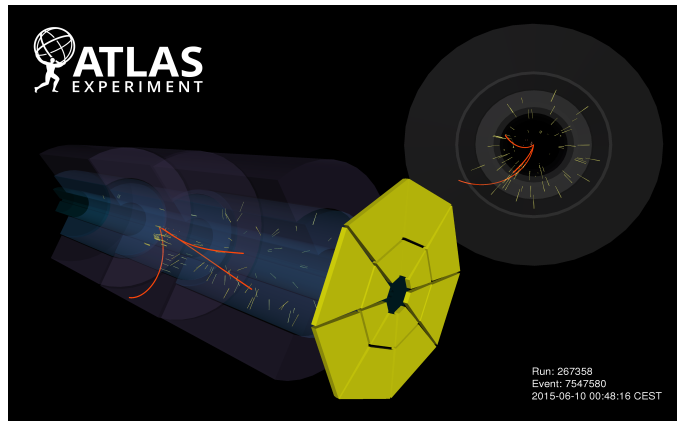
“Single Sided” sample:

... activity on one side of MBTS,  
empty on other: enriched in SD events



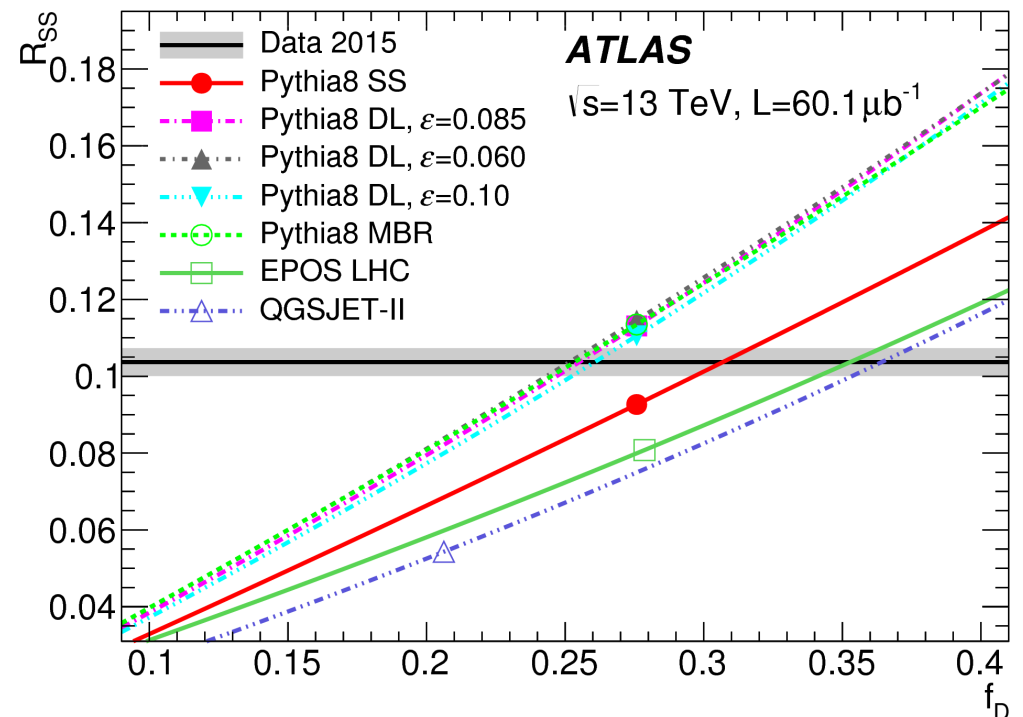
→ MBTS multiplicity in  
single sided sample  
distinguishes between  
MC diffraction models

# Tuning Diffractive MC models



$R_{SS}$  = Ratio of single sided to double sided MBTS samples ... used to tune fractions of events considered diffractive in each MC model

Baseline MC is PYTHIA8 with DL pomeron flux and  $\alpha_{IP}(0) = 1.085$



# Fiducial Cross Section Extraction

$$\sigma_{\text{inel}}^{\text{fid}}(\xi > 10^{-6}) = \frac{N - N_{\text{BG}}}{\epsilon_{\text{trig}} \times \mathcal{L}} \times \frac{1 - f_{\xi < 10^{-6}}}{\epsilon_{\text{sel}}}$$

- $N_{\text{BG}}$ : Small background from beam-gas, radiation & activation, determined using triggers in non-colliding bunches
- $(1 - f_{\xi < 10^{-6}}) / \epsilon_{\text{sel}} = C_{\text{MC}} = \text{MC acceptance and migration correction}$
- Luminosity from final calibration of Van der Meer scan  
→ 1.9% error ... cf was 9% in preliminary result ☺

Factor	Value	Rel. uncertainty
Number of events passing the inclusive selection ( $N$ )	4159074	—
Number of background events ( $N_{\text{BG}}$ )	51187	$\pm 50\%$
Integrated luminosity [ $\mu\text{b}^{-1}$ ] ( $\mathcal{L}$ )	60.1	$\pm 1.9\%$
Trigger efficiency ( $\epsilon_{\text{trig}}$ )	99.7%	$\pm 0.3\%$
MC correction factor ( $C_{\text{MC}}$ )	99.3%	$\pm 0.5\%$

# Cross Section in Fiducial Range

For  $\xi > 10^{-6}$  ...

Source	Value
This measurement	$68.2 \pm 0.8$ (exp.) $\pm 1.3$ (lum.) mb
PYTHIA8 DL, $\varepsilon = 0.06$	71.0 mb
PYTHIA8 DL, $\varepsilon = 0.085$	69.1 mb
PYTHIA8 DL, $\varepsilon = 0.1$	68.1 mb
PYTHIA8 SS	74.4 mb
EPOS LHC	71.2 mb
QGSJET-II	72.7 mb

Due to final lumi calibration, cross section increased by 3mb relative to preliminary result and lumi uncertainty decreased from 5.9mb to 1.3mb

- Donnachie-Landshoff implementation in PYTHIA8 consistent with data within  $\sim 2\sigma$  for  $\alpha_{\text{IP}}(0) = 1.06 \dots 1.14$
- EPOS, QGSJET, PYTHIA8 S&S ( $\alpha_{\text{IP}}(0) = 1$ ) exceed result by  $>2\sigma$

# Extrapolation to Full Inelastic Cross Sec

Data-driven extrapolation into region with  $\xi < 10^{-6}$ , with minimal dependence on MC models:

$$\sigma_{\text{inel}} = \sigma_{\text{inel}}^{\text{fid}} + \sigma^{7 \text{ TeV}}(\xi < 5 \times 10^{-6}) \times \frac{\sigma^{\text{MC}}(\xi < 10^{-6})}{\sigma^{7 \text{ TeV, MC}}(\xi < 5 \times 10^{-6})}$$

$$\sigma^{7 \text{ TeV}}(\xi < 5 \times 10^{-6}) = \sigma_{\text{inel}}^{7 \text{ TeV}} - \sigma^{7 \text{ TeV}}(\xi > 5 \times 10^{-6}) = 11.0 \pm 2.3 \text{ mb}$$

from ALFA result

previous fiducial MBTS result

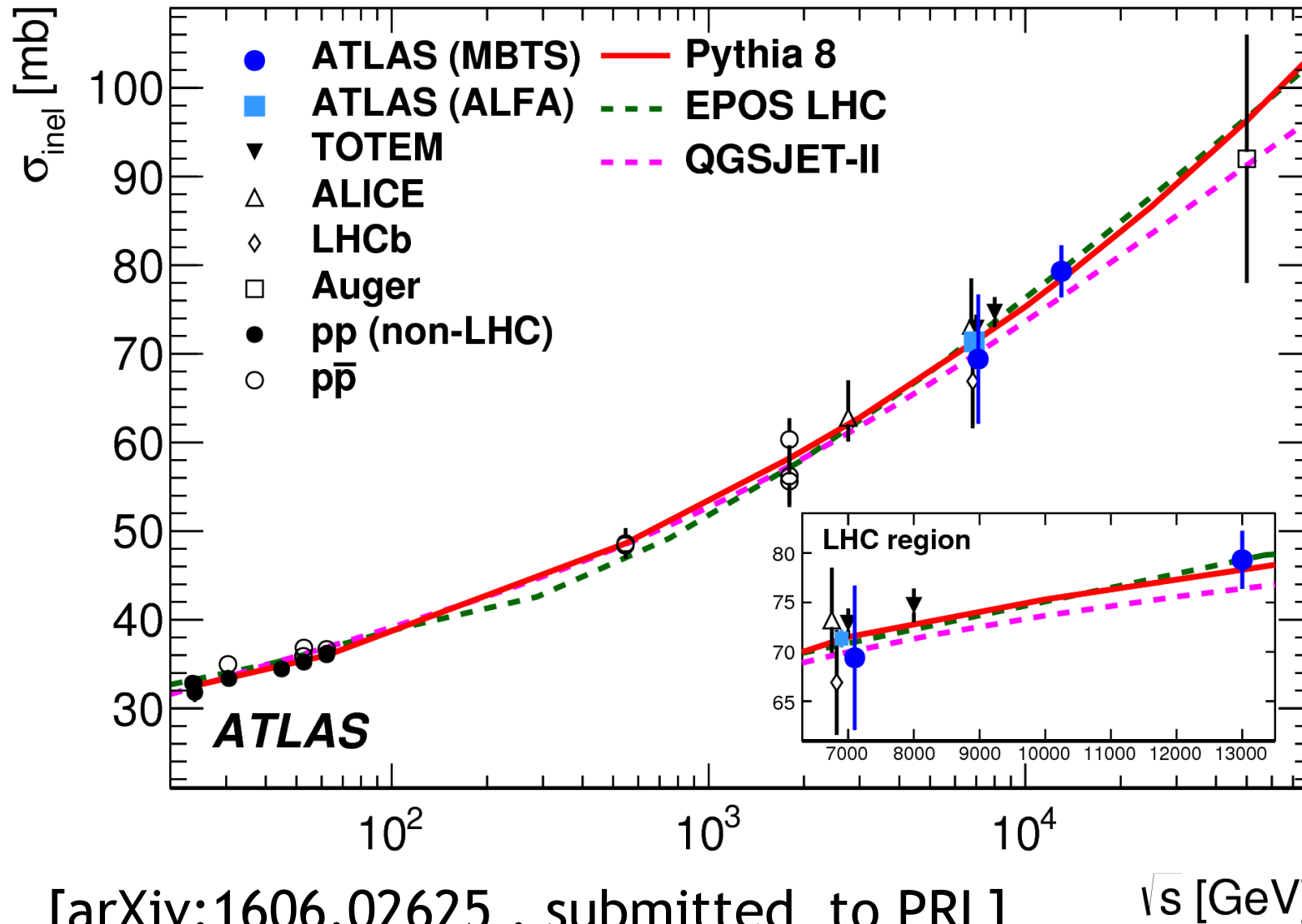
$$\frac{\sigma^{\text{MC}}(\xi < 10^{-6})}{\sigma^{7 \text{ TeV, MC}}(\xi < 5 \times 10^{-6})} = 1.015 \pm 0.081$$

... extrapolation uncertainty reduced from 3.8 mb in prelim result to 2.5 mb in final



# Extrapolation to Full Inelastic Cross Sec

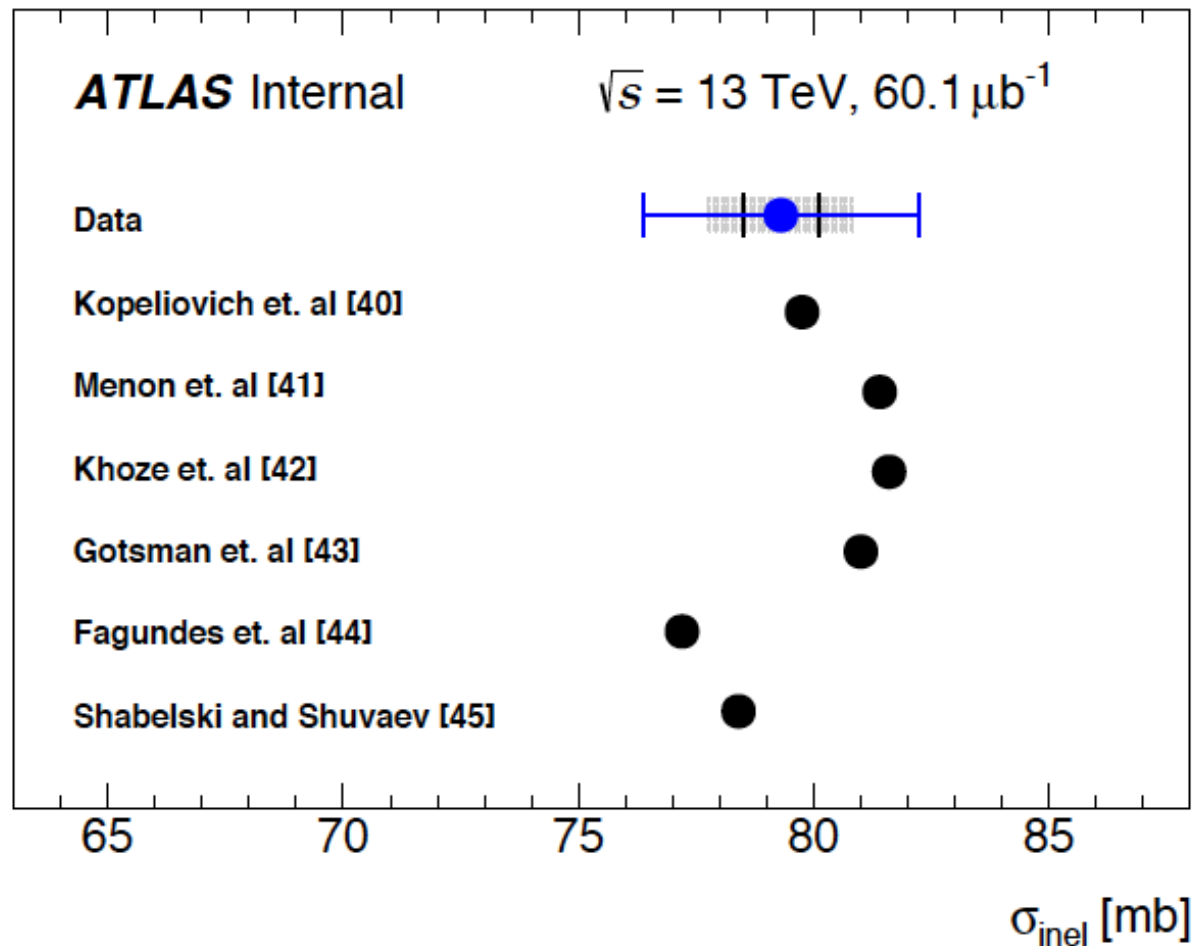
$$\sigma_{\text{inel}} = 79.3 \pm 0.8 \text{ (exp.)} \pm 1.3 \text{ (lum.)} \pm 2.5 \text{ (extrap.) mb.}$$



First LHC  
total  
cross-xec  
result at  
13 TeV

Increase  
by  $11 \pm 4\%$   
compared  
with 7 TeV  
ALFA point

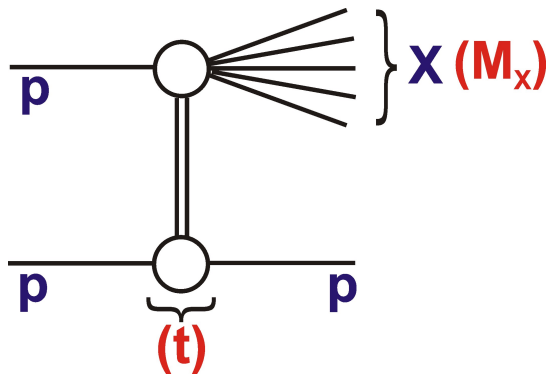
# Total Inelastic Cross Section v Models




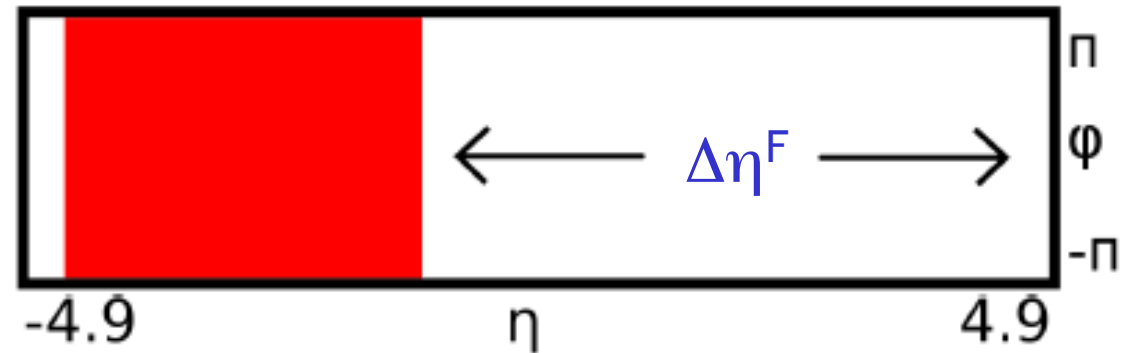
Within current uncertainties, result is consistent with indicative selection of models based on Regge phenomenology, eikonal approaches and other models of non-perturbative strong interactions

# Rapidity gap cross-sections

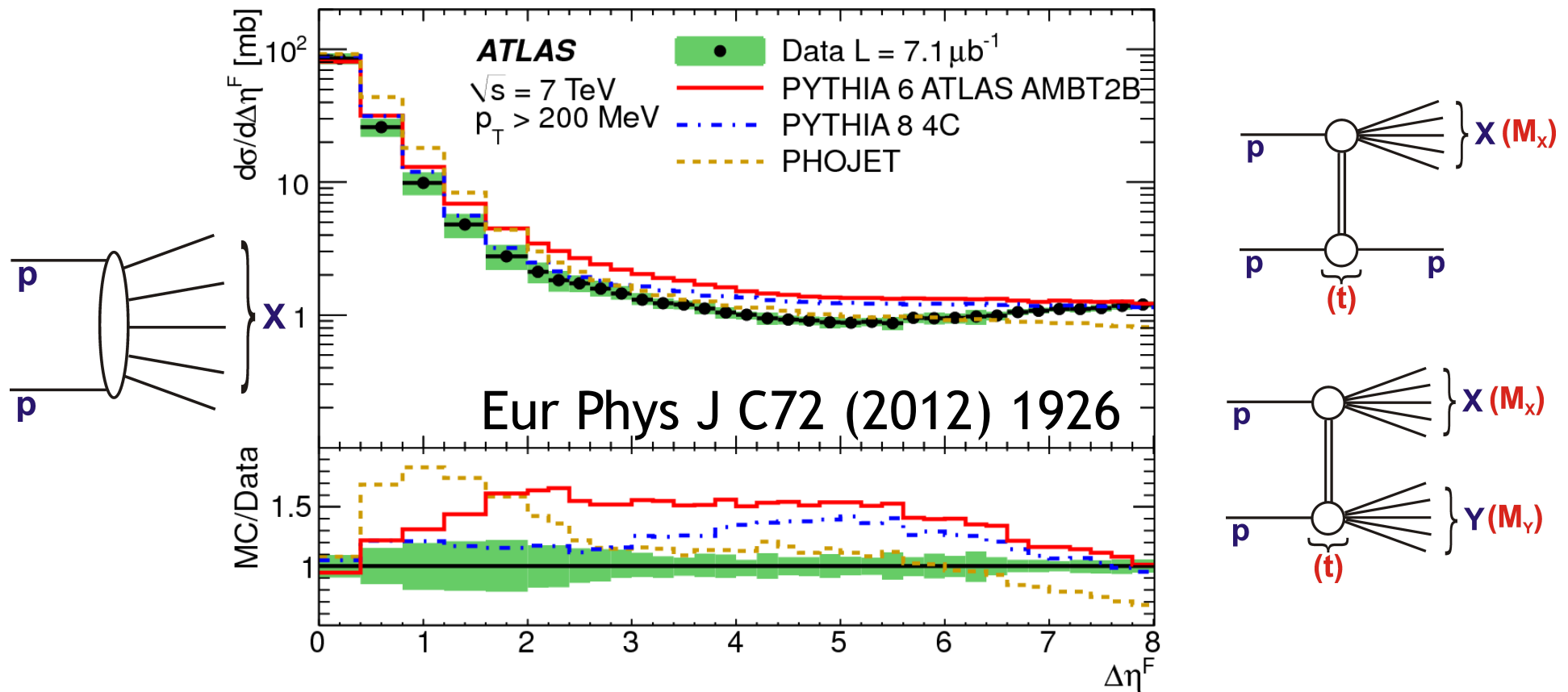
Method developed by ATLAS to measure hadron Level cross section as a function of  $\Delta\eta^F$ : forward or backward rapidity gap extending to limit of instrumented range:  
i.e. including  $\eta = \pm 4.9$



... no statement on  $\eta > \sim 4.9$   
... large  $\Delta\eta^F$  sensitive to  
SD + low  $M_Y$  DD

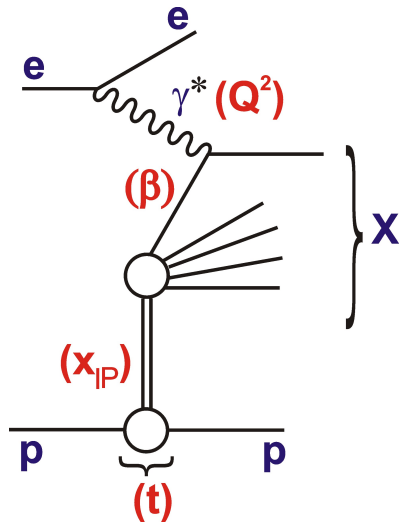


# Inclusive Differential Gap Cross Section

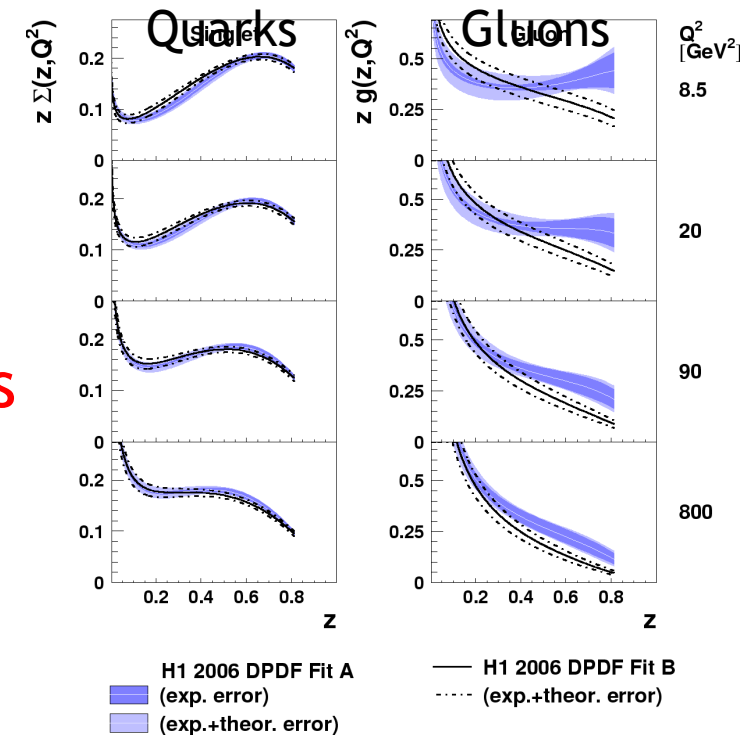


- Large  $\Delta\eta^F$ : Diffractive plateau with  $\sim 1\text{mb}$  per unit gap size, consistent with soft pomeron ( $\alpha_{\text{IP}}(0) = 1.058 \pm 0.036$ )
- Small  $\Delta\eta^F$ : sensitive to hadronisation fluctuations / MPI in ND

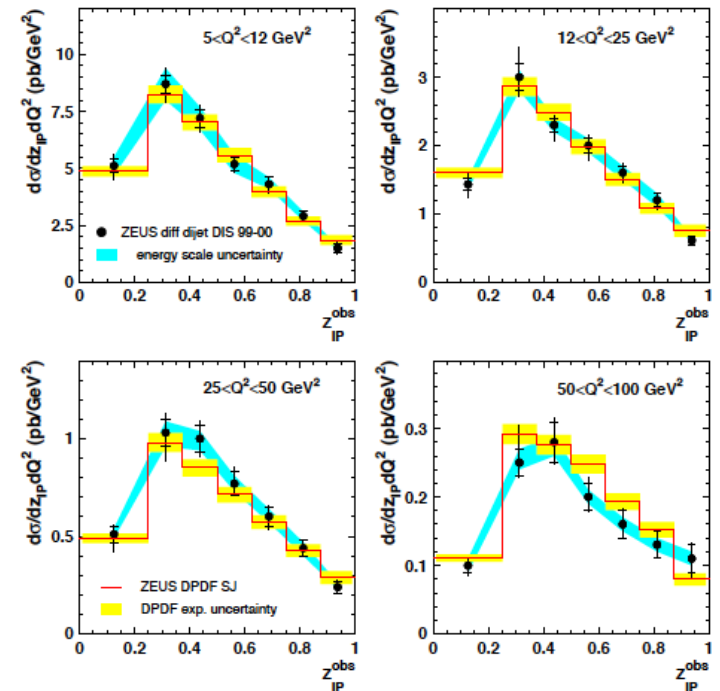
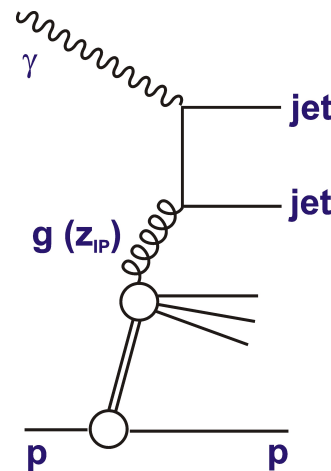
# Hard Diffraction: Structure of Vacuum Exchange



Diffractive DIS at HERA →  
Diffractive parton densities  
(DPDFs) dominated by  
gluon, which extends to  
large momentum fractions



... NLO predictions based  
on HERA DPDFs give  
impressive description of  
all HERA 'hard' diffractive  
data, eg jet production ...



→ DPDFs used in many models in pp(bar)



## ... but in pp(bar)

Spectacular failure in comparison of Tevatron proton-tagged diffractive dijets with HERA DPDFs [PRL 84 (2000) 5043]

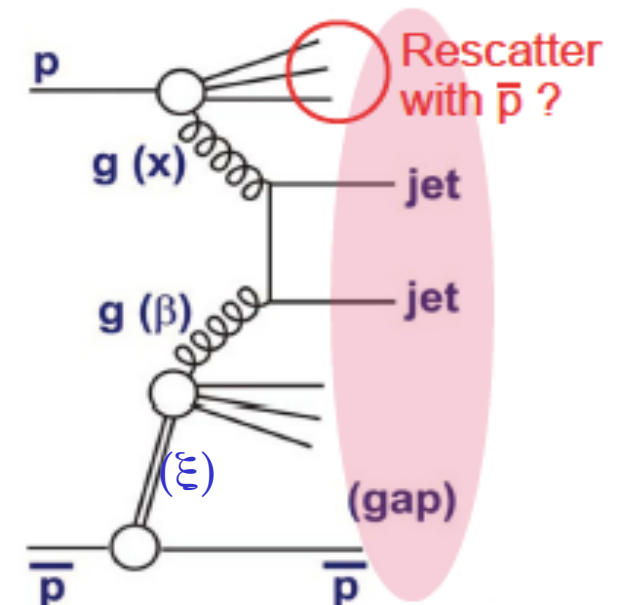
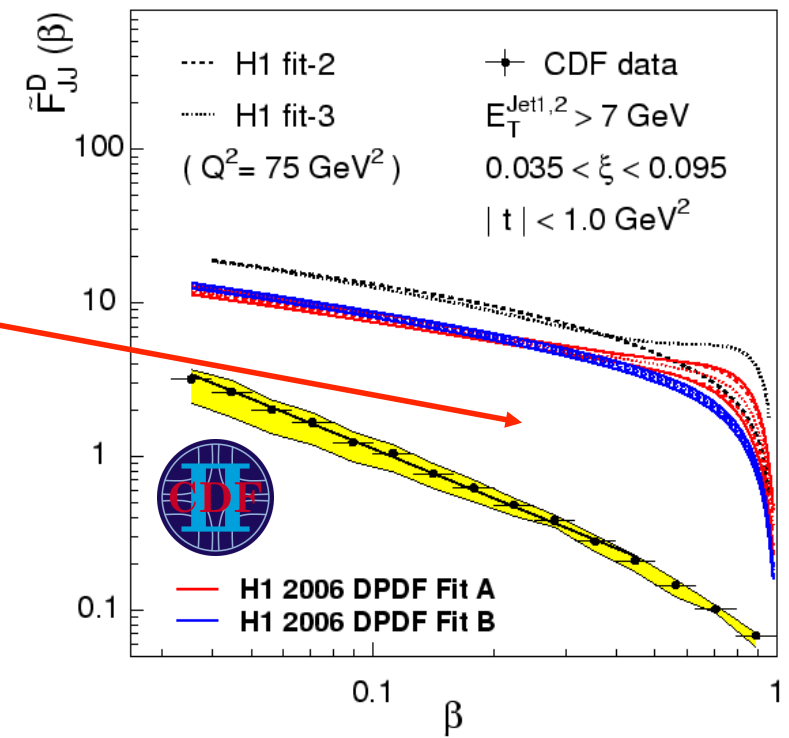
CMS data suggest similar effect [Phys Rev D87 (2013) 012006]

... rescattering (absorptive corrections / related to MPI ...) breaks factorisation ...  
'rapidity gap survival probability'  $\sim 0.1$

LHC hard diffraction sensitive to both DPDFs and gap survival probability  $\rightarrow$

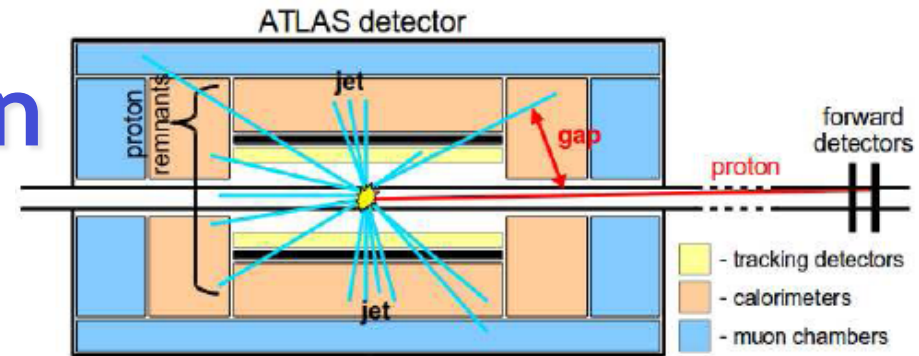
Here: First results from ATLAS:

... dijets with large rapidity gaps ...



# Kinematics & Selection

- Low pile-up data sample from 2010 with  $\sqrt{s} = 7$  TeV and integrated luminosity of  $6.8 \text{ nb}^{-1}$ .



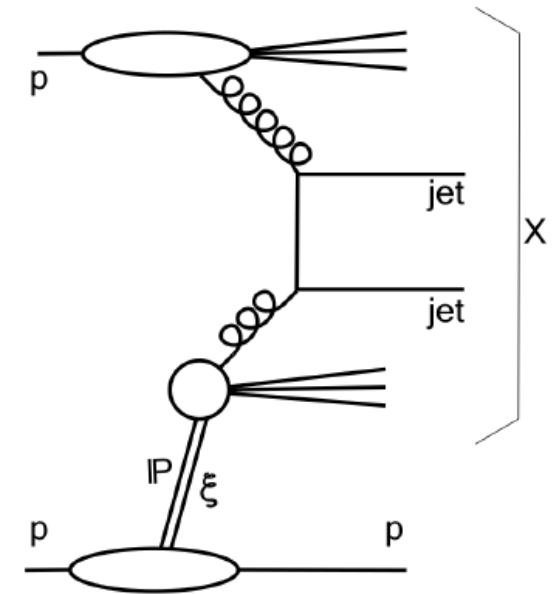
- Triggered using either MBTS or calorimeter jet triggers
- Jets with anti- $k_T$  algorithm,  $p_T > 20 \text{ GeV}$ ,  $|\eta| < 4.4$ ,  $R=0.4, 0.6$
- Gaps characterised using  $\Delta\eta^F$ , based on tracks ( $|\eta| < 2.5$ ) and calo cells ( $|\eta| < 4.8$ ) that are  $>5\sigma$  out of noise distribution.
- Corrected cross sections correspond to gaps with no neutral particle with  $p > 200 \text{ MeV}$  and no charged particle with  $p > 500 \text{ MeV}$  or  $p_T > 200 \text{ MeV}$ .
- Uncertainty dominated by jet energy scale

# Models

- **POMWIG**: Dedicated hard diffraction model with standard factorisable pomeron approach:

Cross section ingredients are proton PDFs, pomeron Flux and DPDFs

- **PYTHIA8**: Inclusive model with hard and soft ND, DD and SD contributions; smoothly interfaced.

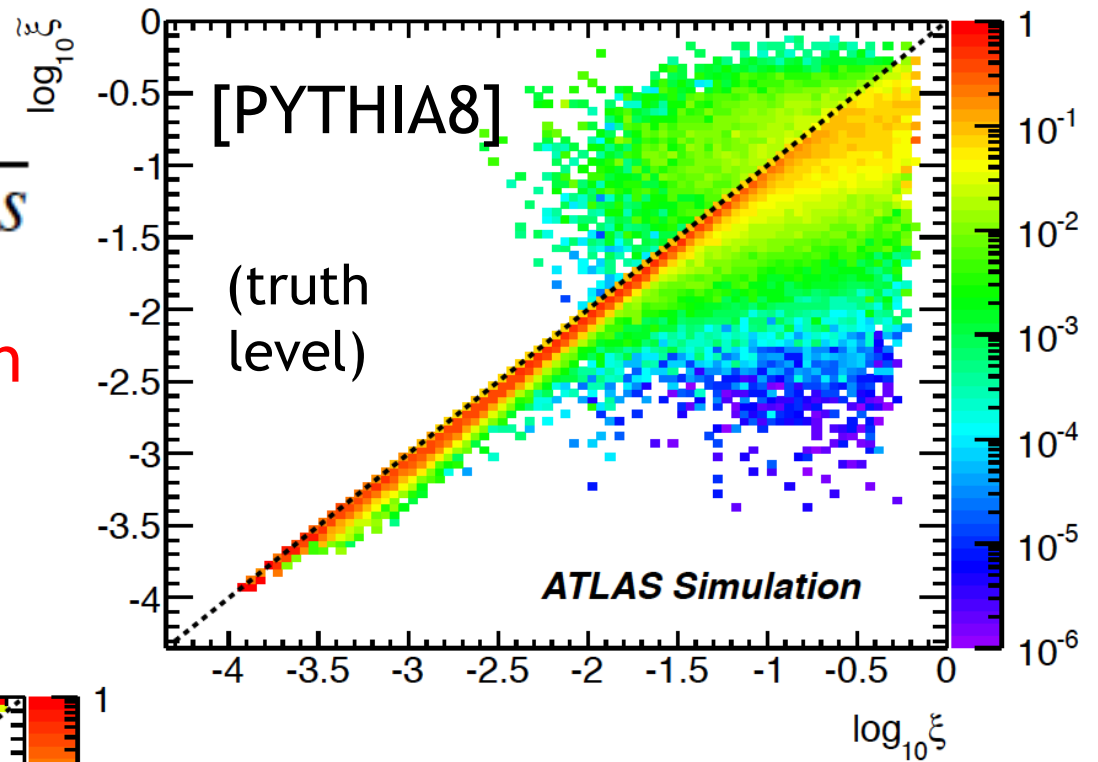


- Both models use HERA DPDFs (H12006-FitB)
- Neither model includes rapidity gap destruction effects
- Alternative ND model from **POWHEG-NLO** interfaced to PYTHIA

# Constraining $\xi$

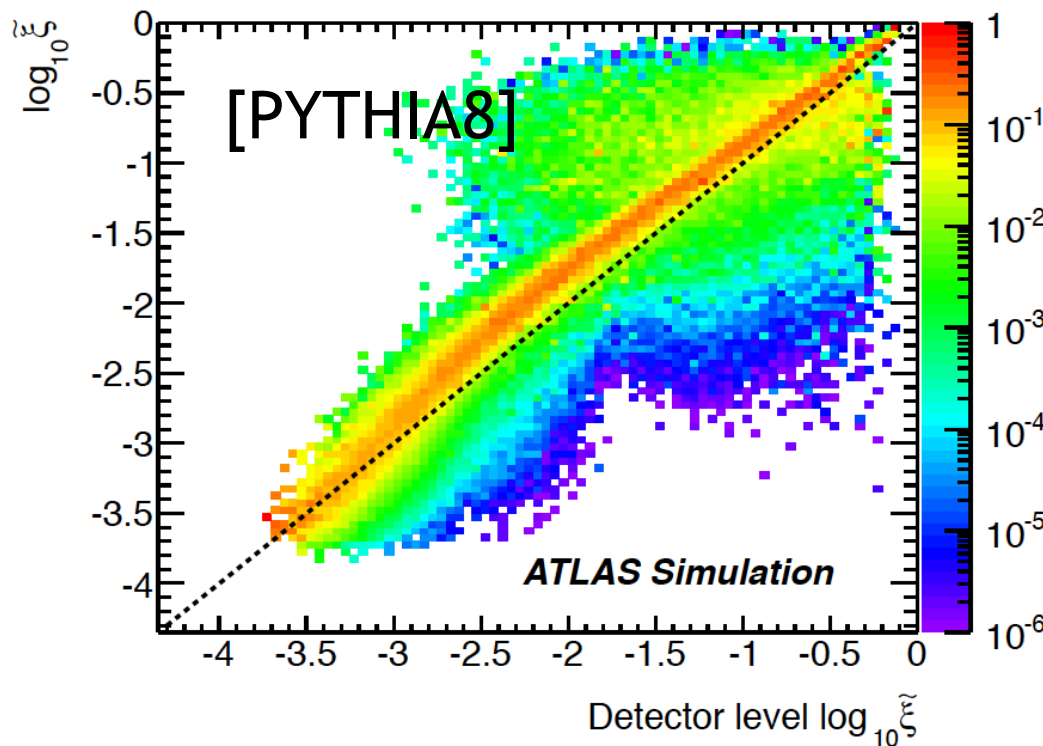
$$\xi \simeq M_X^2/s = \sum p_T e^{\pm\eta} / \sqrt{s}$$

... approximation to  $\xi$  which is relatively insensitive to losses of parts of X system into the beam-pipe

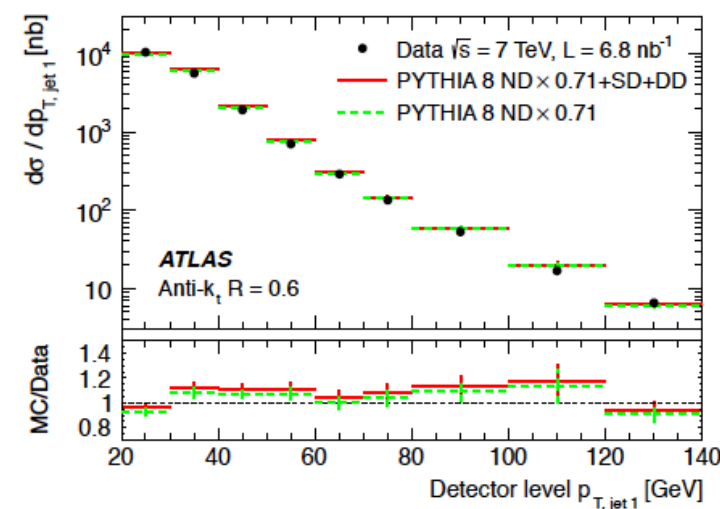
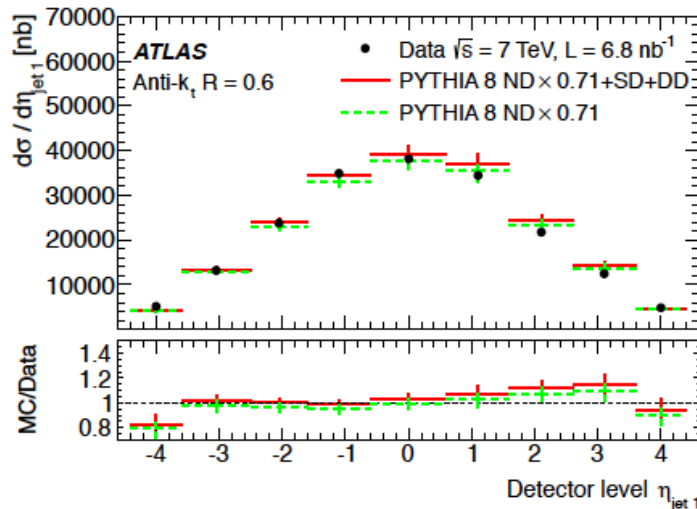
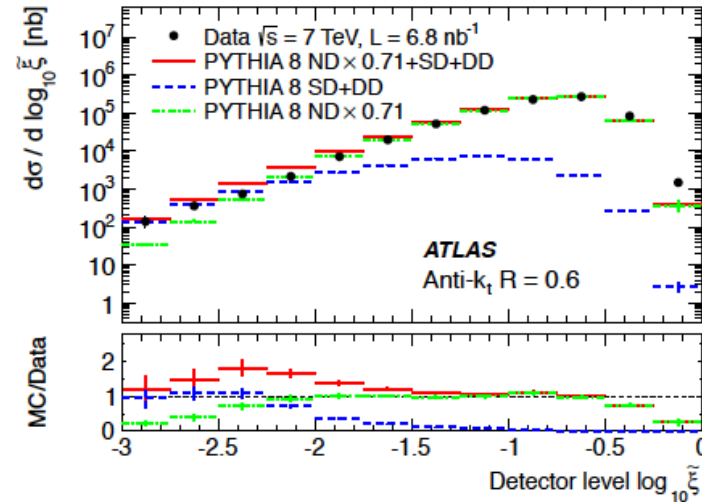
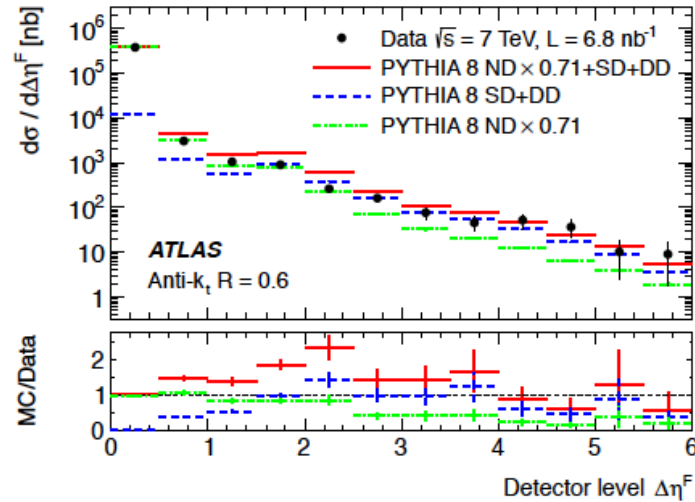


$\tilde{\xi}$  close to true  $\xi$  at truth level up to  $\sim 10^{-2}$  (slightly smaller, as only include particles in fiducial region).

Experimental resolution on  $\log \tilde{\xi}$  approximately 10%.



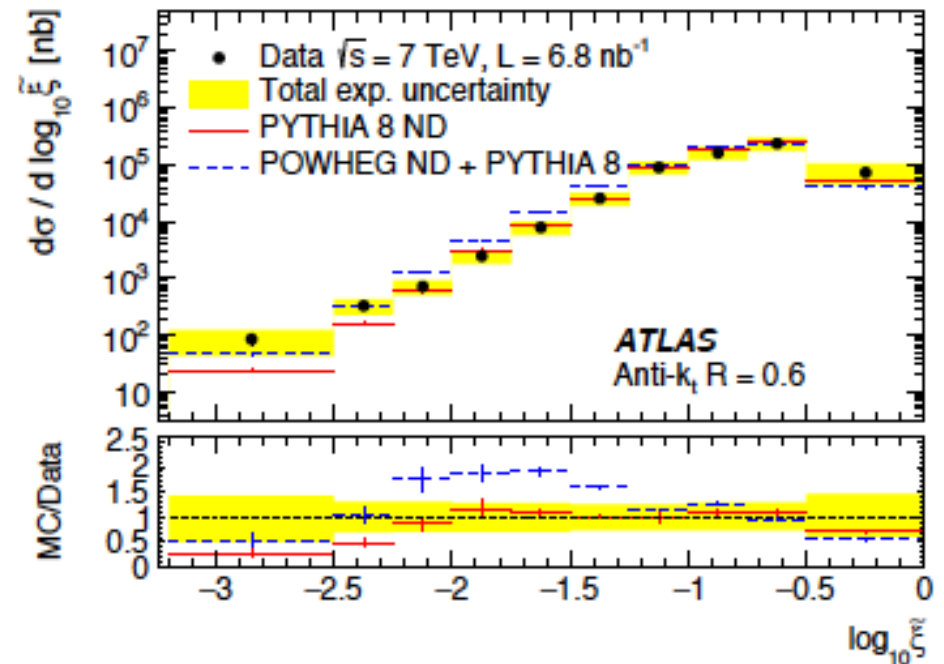
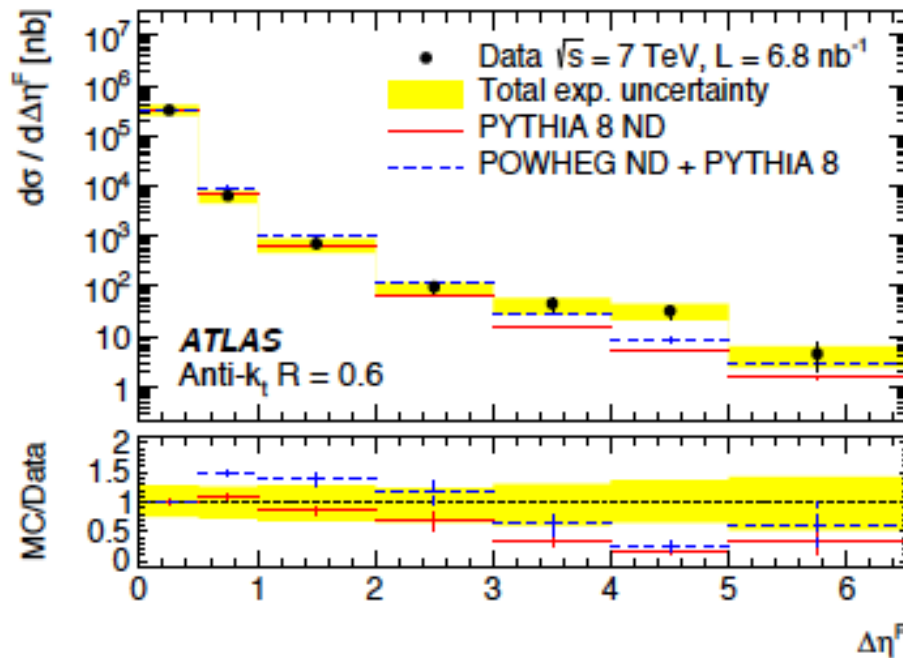
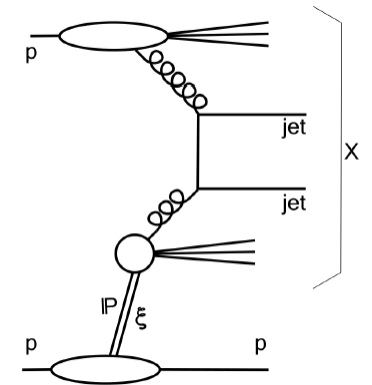
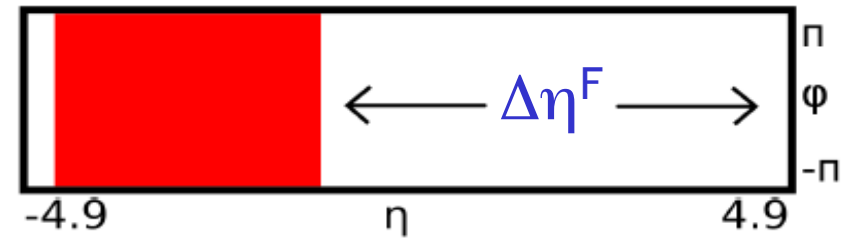
# Uncorrected Data (Control Distributions)



PYTHIA8 MC: ND scaled  $\times 0.71$  to match first bin of  $\Delta\eta^F$ , added to SD and DD ‘out of the box’ → Satisfactory descriptions of all relevant distributions; used for unfolding.

# Corrected Data Compared with Non-Diffractive Models

- Kinematic suppression of large gaps  $\rightarrow$  no clear diffractive plateau (unlike minimum bias case)
- ND models matched to data at small gap sizes give contributions compatible with data up to largest  $\Delta\eta_F$  and smallest  $\xi$  ... **no clear diffractive signal ...**



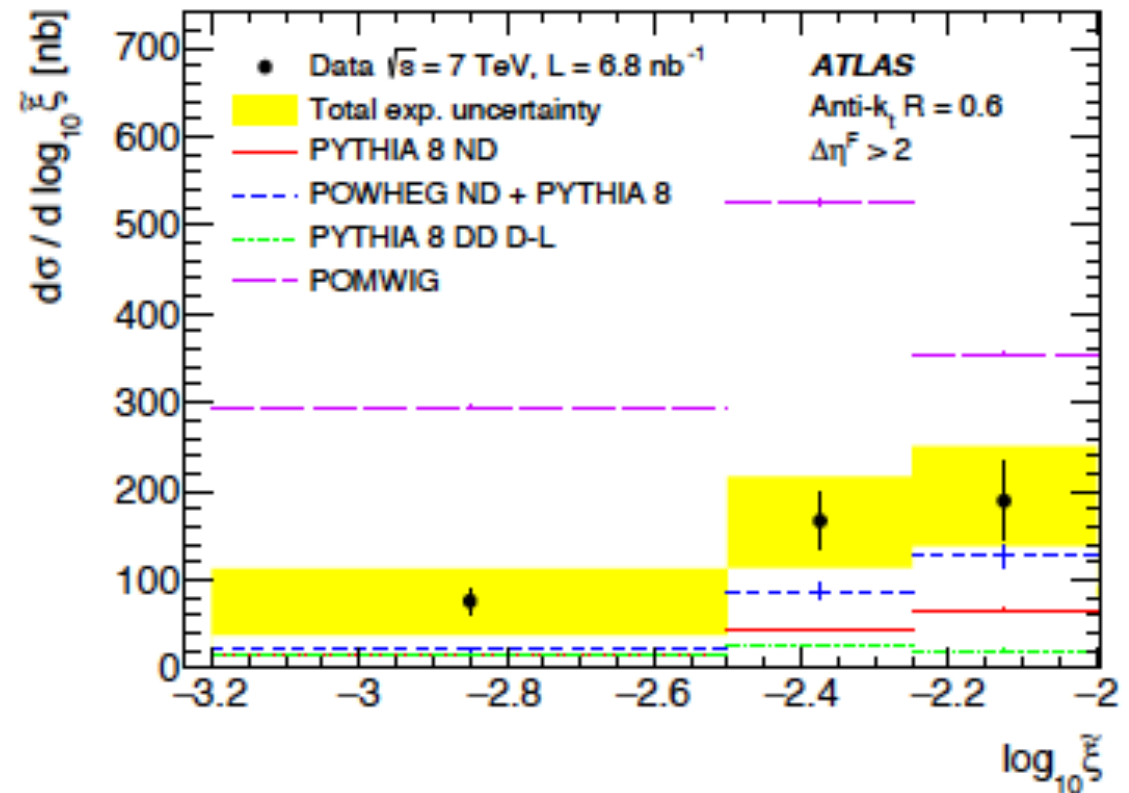
# Evidence for Diffractive Contribution

Focusing on small  $\xi$ , whilst simultaneously requiring large gap size ( $\Delta\eta_F > 2$ ) gives best sensitivity to diffractive component

→ Models with no SD jets are below data by factor  $> \sim 3$

→ Comparison of smallest  $\xi$  with DPDF-based model (POMWIG) leads to rapidity gap survival probability estimate ...

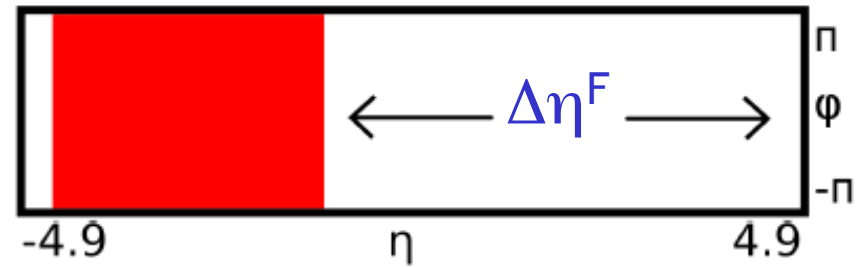
- Model dependence not investigated in detail
- In context of POMWIG, using anti- $k_T$  with  $R=0.6$ :



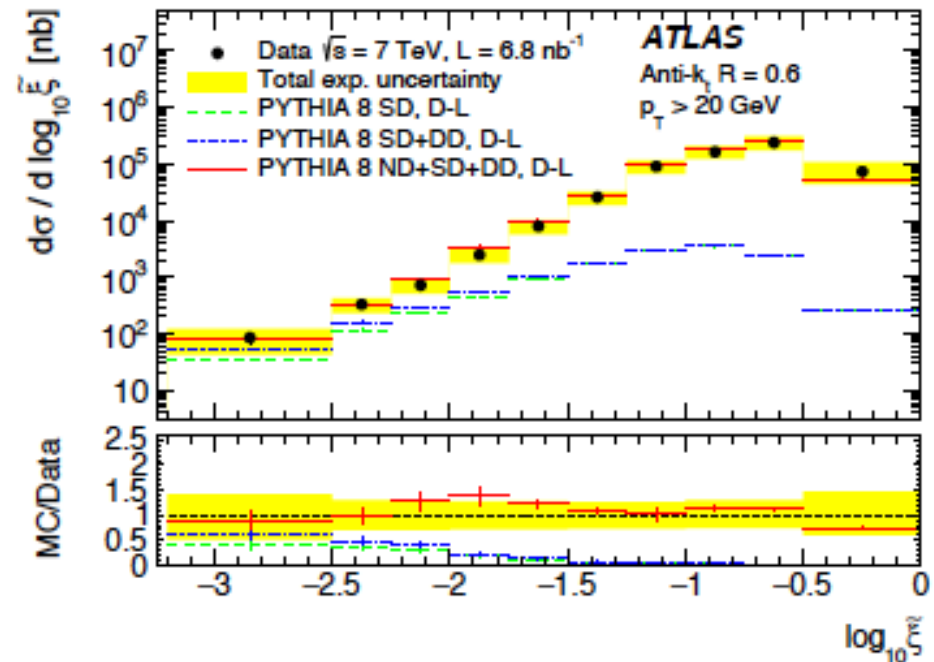
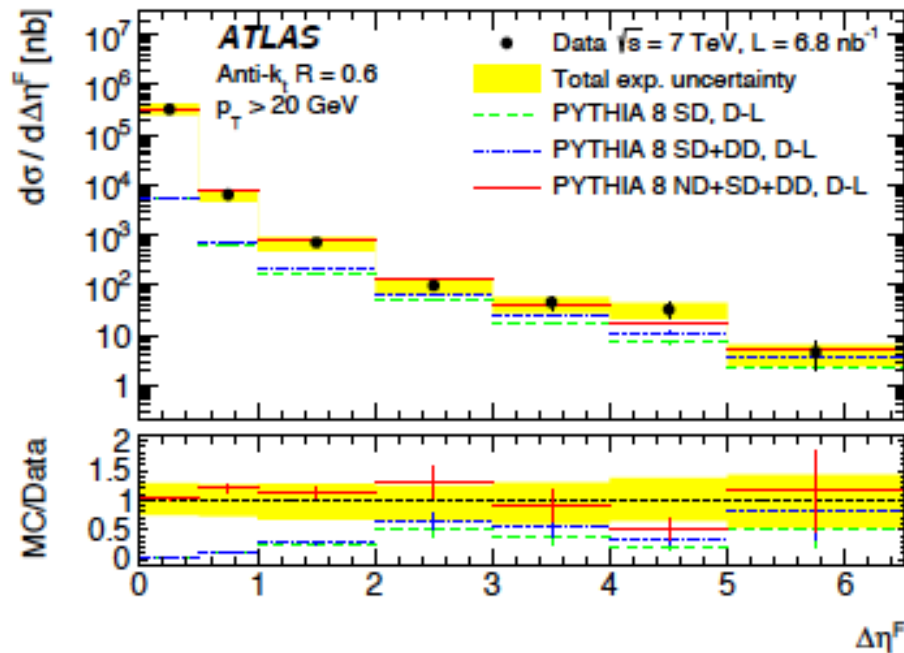
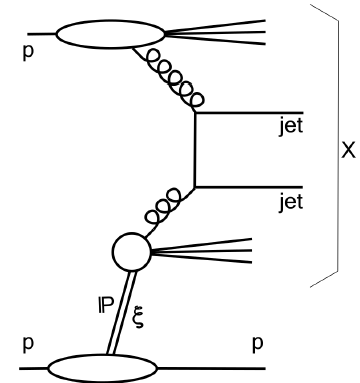
$$S^2 = 0.16 \pm 0.04 \text{ (stat.)} \pm 0.08 \text{ (exp. syst.)} ,$$



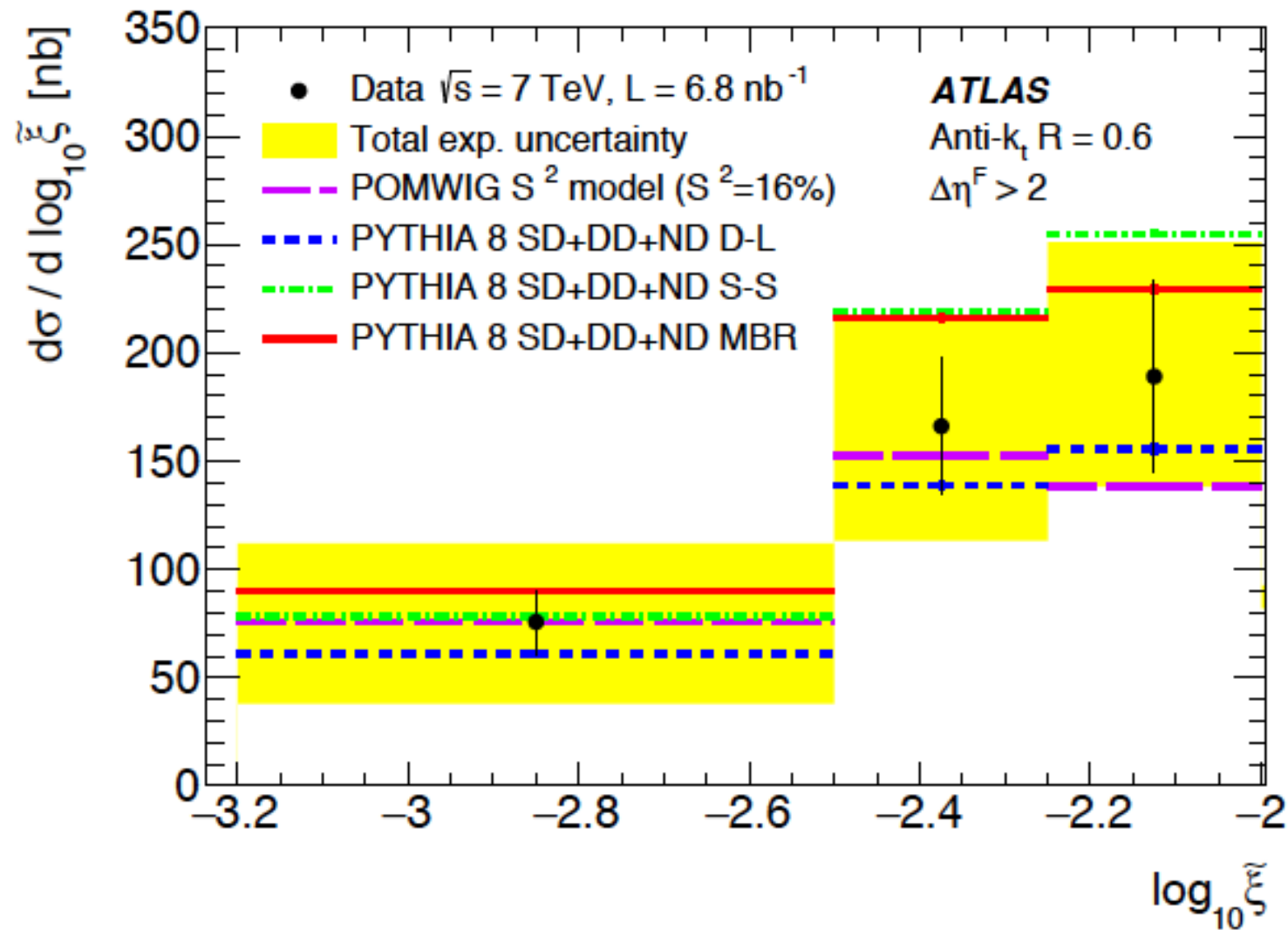
# Comparison with Full PYTHIA8



‘Off-the shelf’ PYTHIA8 ND\*0.71 + SD + DD does a good job at all  $\Delta\eta_F$  and  $\xi$ , with no need for a gap survival factor (though ND dominates, so compatible with a wide range of  $S^2$  values).



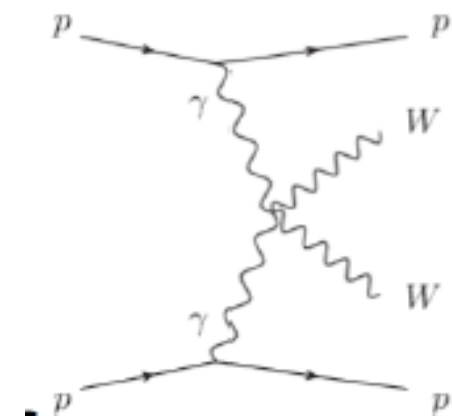
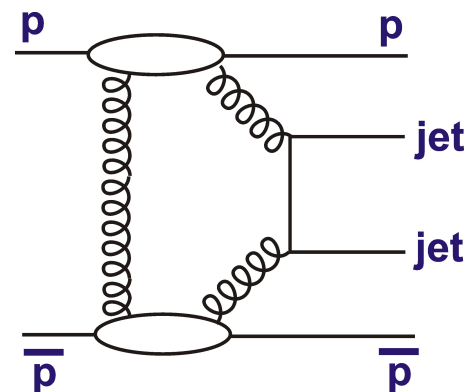
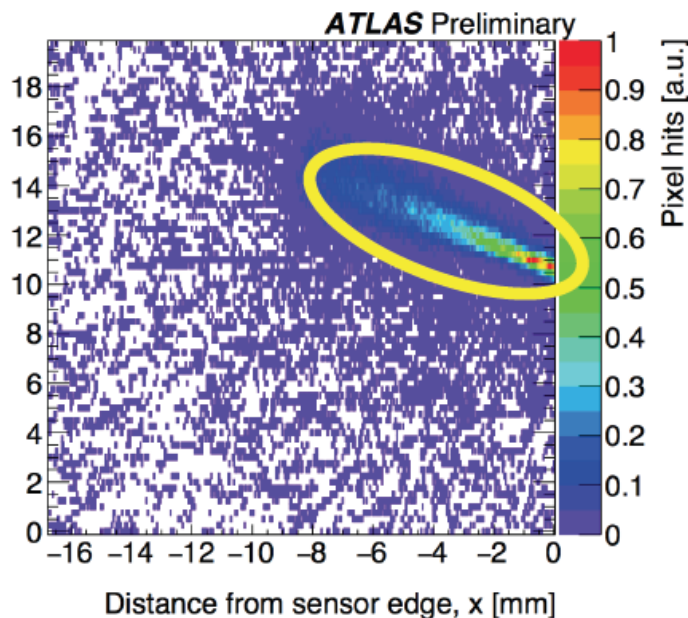

# Diffractive Models Focusing on $\Delta\eta^F > 2$




Phys Lett B754 (2016), 214

# Future ATLAS Diffraction

- Further progress will require proton tagging to unfold ND and DD from SD
- Short term: ongoing ALFA analysis
- Medium term = AFP, first arm commissioning underway → SD physics in 2016/17
- Longer term: AFP with two arms & high lumi → rare exclusive (or exotic) processes ...





# Summary

## Direct Inelastic Cross Section Measurement at $\sqrt{s} = 13$ TeV

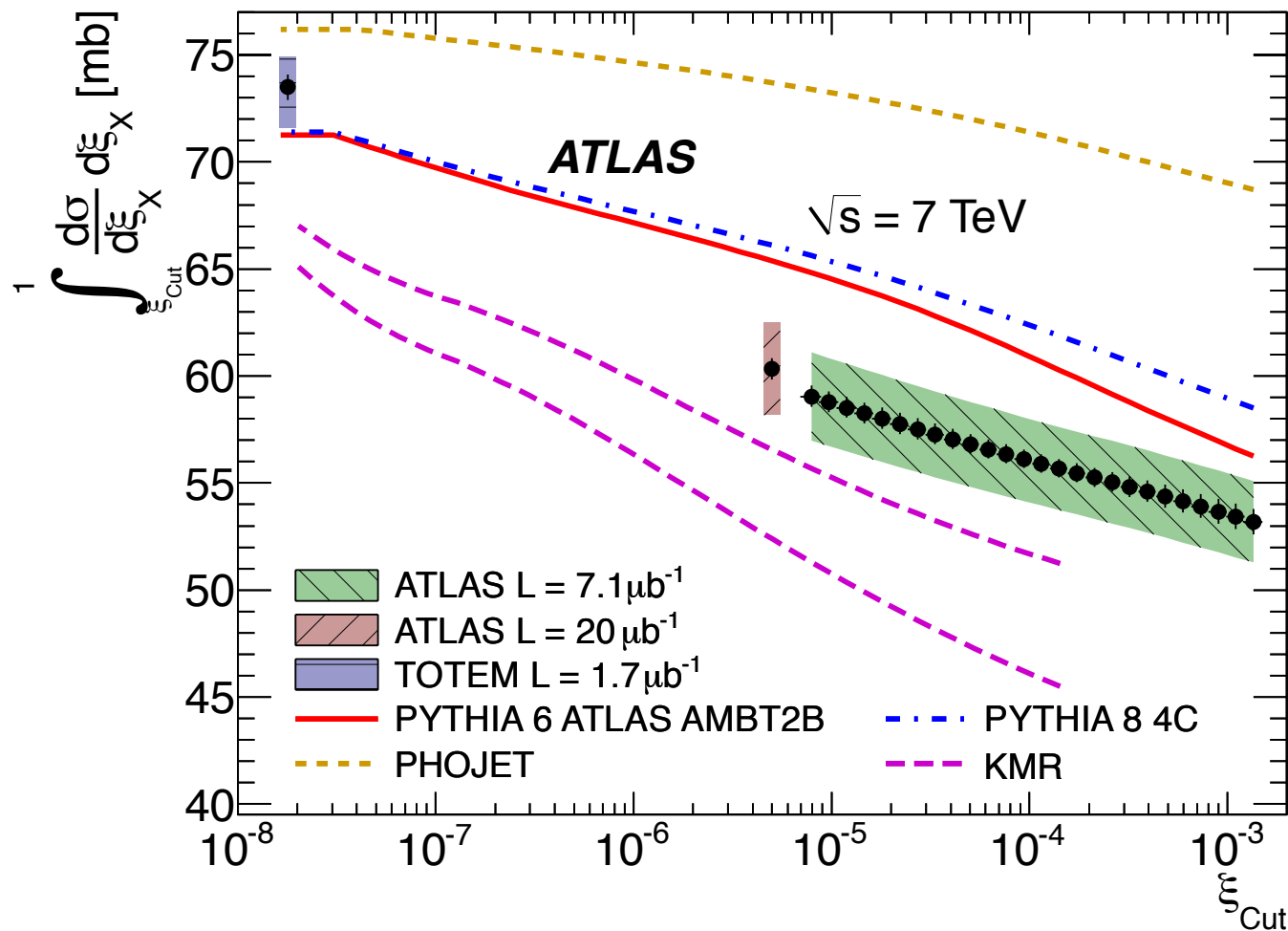
- Significant improvement in precision (9%  $\rightarrow$  2%) over prelim.
- Some discrimination between models
- Consistent with indirect extractions using optical theorem

## Dijet Cross Sections Differential in Gap Size at $\sqrt{s} = 7$ TeV

- Evidence for diffractive contribution
- Understanding limited by poorly known non-diff contribution
- Future prospects with proton spectrometers (ALFA, AFP)



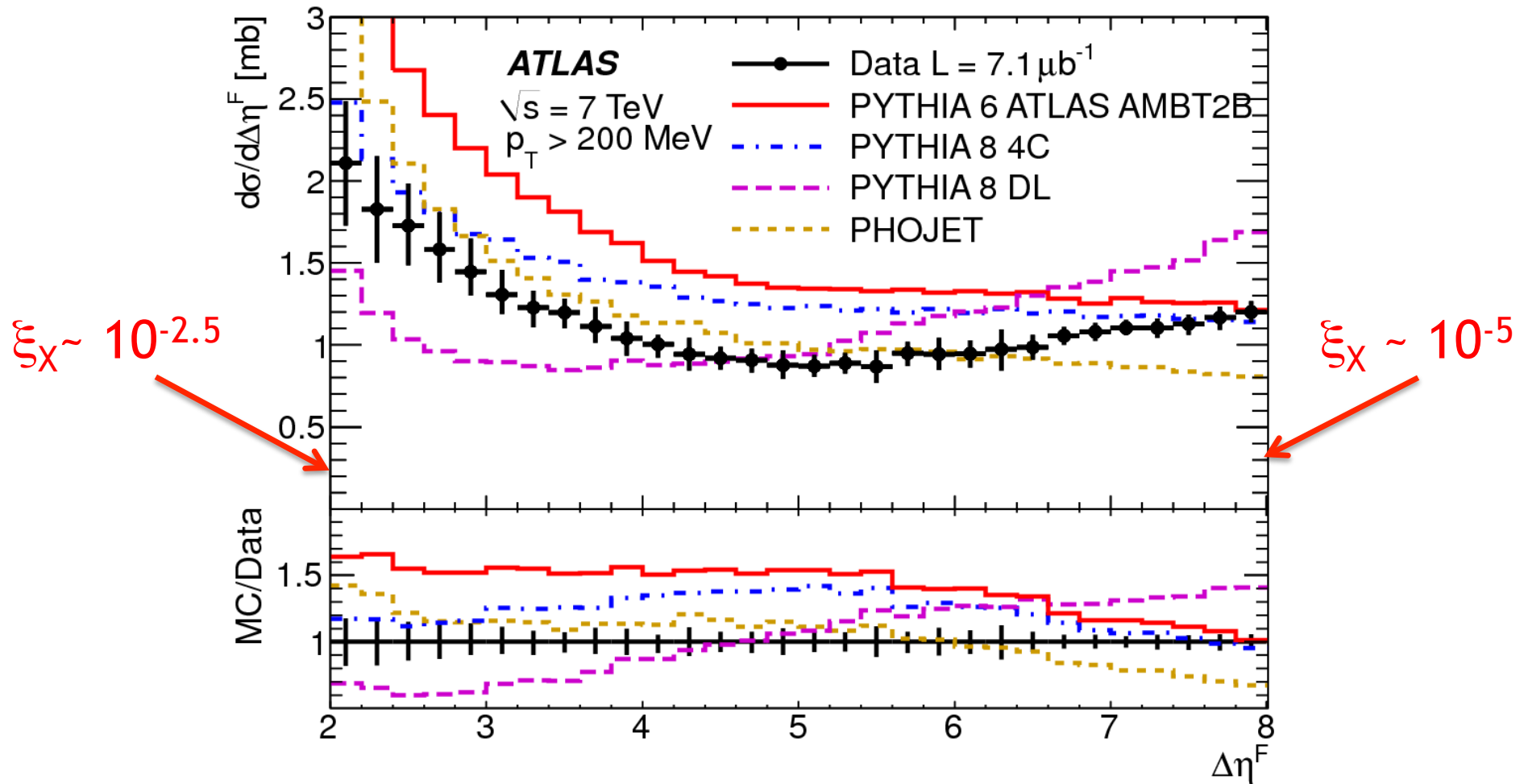
# Investigating Low Mass Extrapolations



[Inelastic cross section excluding diffractive channels with  $\xi < \xi_{\text{cut}}$ ]

- Integrating ATLAS gap cross section up to some max  $\Delta\eta^F$  (equivalently min  $\xi_x$ ) and comparing with TOTEM indicates that small  $\xi_x$  region underestimated in PHOJET and PYTHIA:
- 14 mb with  $\xi < 10^{-5}$ , compared to 6 (3) mb in PYTHIA (PHOJET)

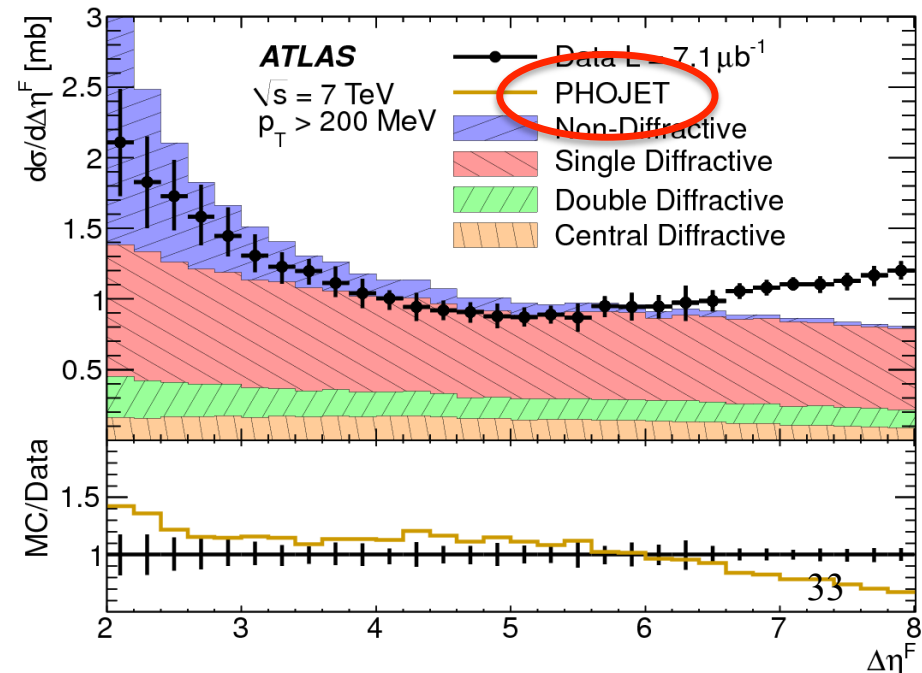
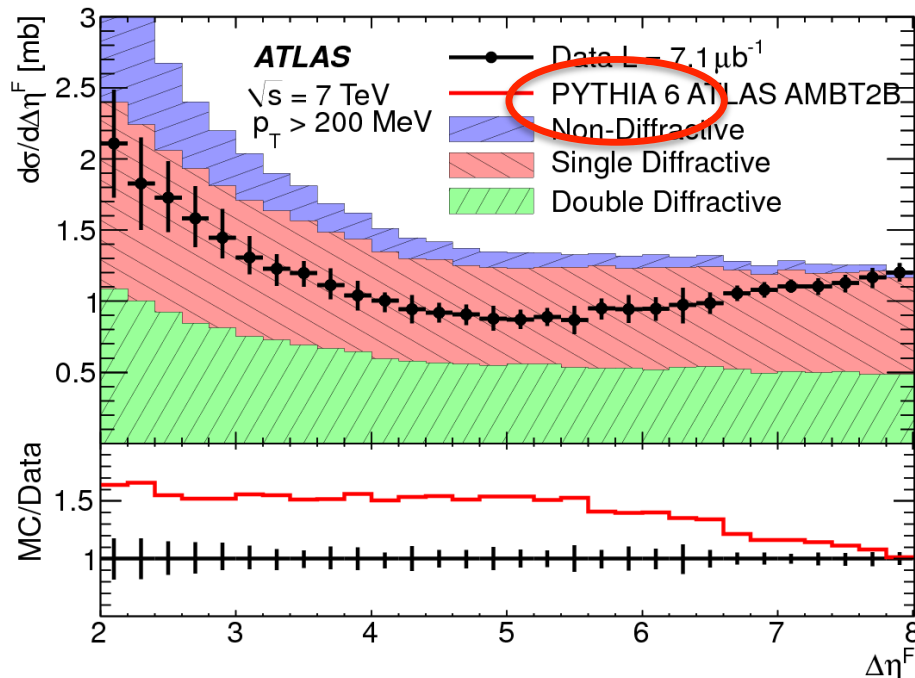
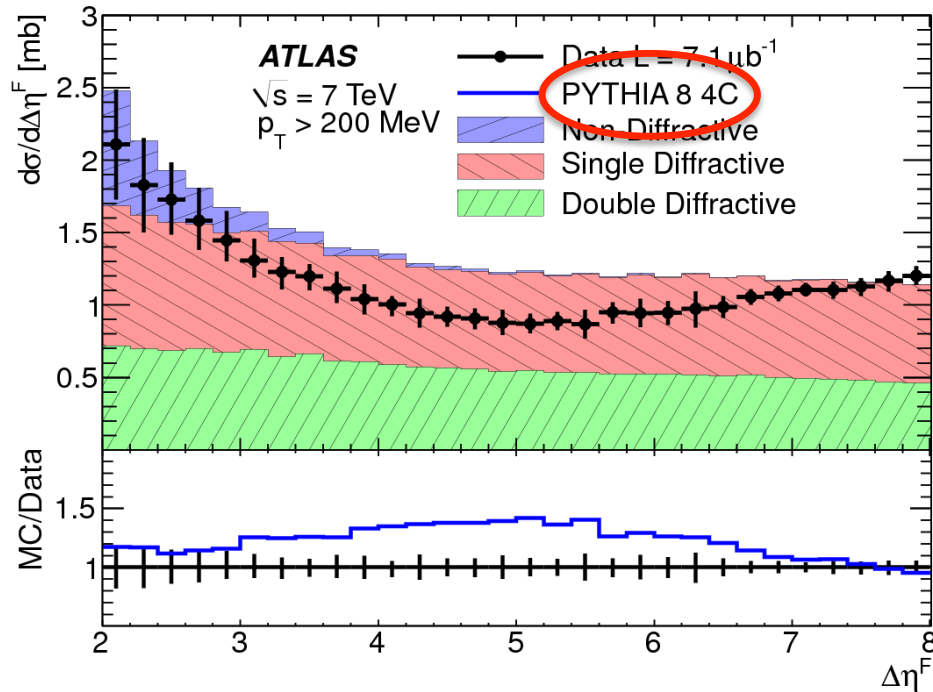
# Large Gaps and Diffractive Dynamics



- Default PHOJET, PYTHIA have  $\alpha_{\text{IP}}(0) = 1$ ; DL has  $\alpha_{\text{IP}}(0) = 1.085$
- Fit to large  $\Delta\eta^F$  data:  $\alpha_{\text{IP}}(0) = 1.058 \pm 0.003 \text{ (stat)} \pm 0.036 \text{ (syst)}$
- CMS also favour intermediate value of  $\alpha_{\text{IP}}(0)$

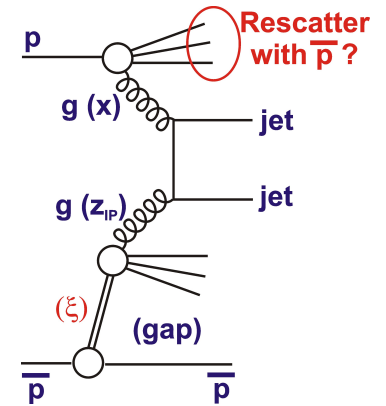
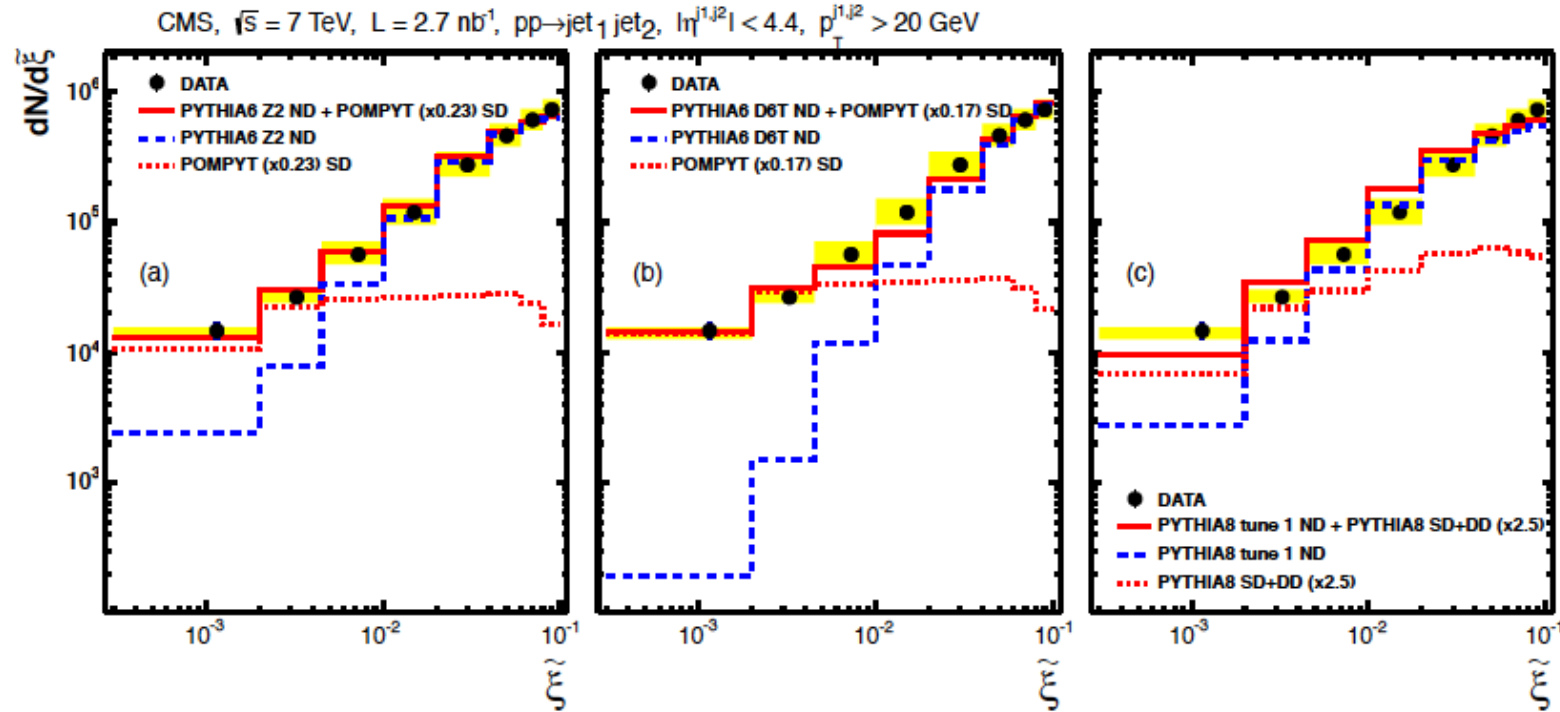
# Large Gaps and Diffractive Dynamics

- Diffractive plateau with  $\sim 1$  mb per unit of gap size for  $\Delta\eta^F > 3$
- Broadly described by models
- $\alpha_{\text{IP}}(0) = 1.058 \pm 0.036$  (ATLAS)
- Further significant progress will require proton tagging to unfold SD from DD and ND





# CMS Dijets with Low $\xi$



Uncorrected data prior to rapidity gap selection

-Diffractive signal required at low  $\xi$  (Data > PYTHIA ND)

-Fit linear combination of PYTHIA (ND) and POMPYT / PYTHIA8-SD+DD (DPDF-based diffractive models)

→ Best description from PYTHIA6 with POMPYT x 0.23

→ PYTHIA8, SD/DD contribution has to be multiplied by a factor  $\sim 2.5$  and still gives inferior description

# Comparison between CMS and ATLAS

Using first ever LHC run at 7TeV (avoiding pile-up)

- Agreement on overall characteristics
- Cross sections defined slightly differently
- ATLAS:  $\Delta\eta^F$  extends from  $\eta = \pm 4.9$  to 1<sup>st</sup> particle with  $p_t > 200$  MeV
- CMS:  $\Delta\eta^F$  extends from  $\eta = \pm 4.7$  to 1<sup>st</sup> particle with  $p_t > 200$  MeV

