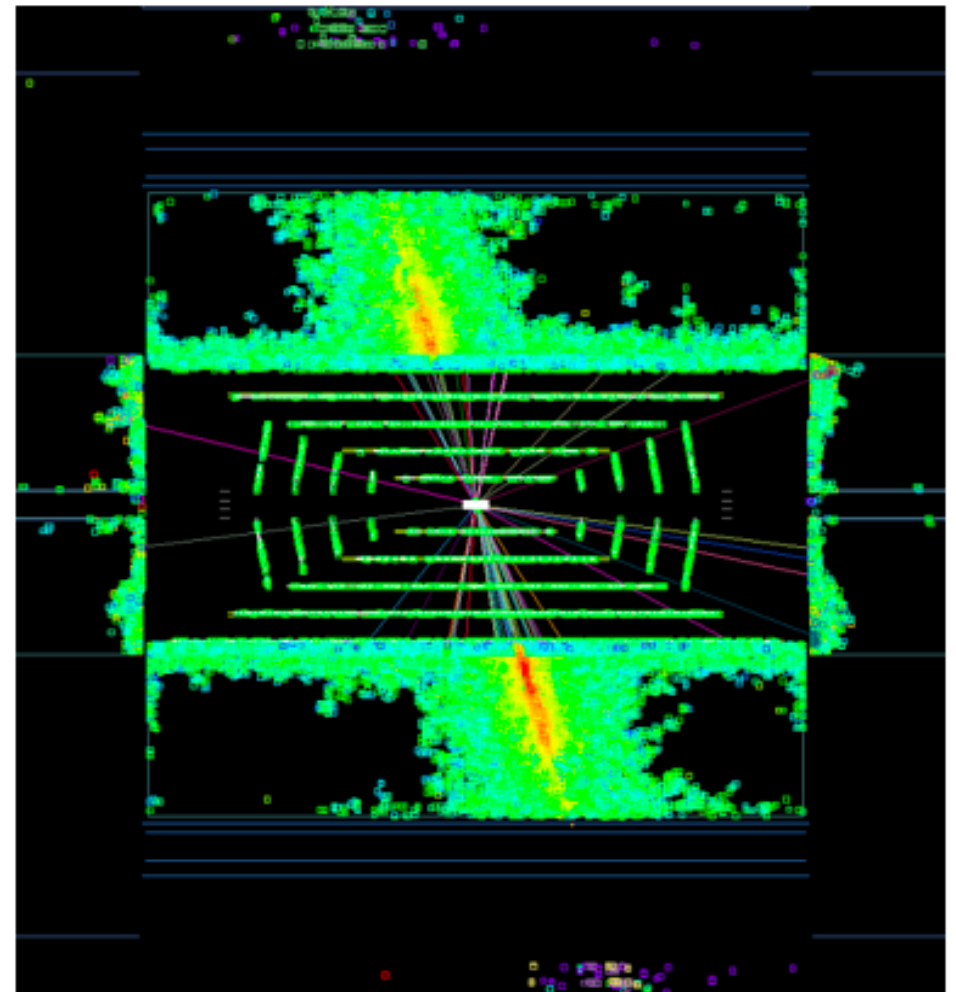
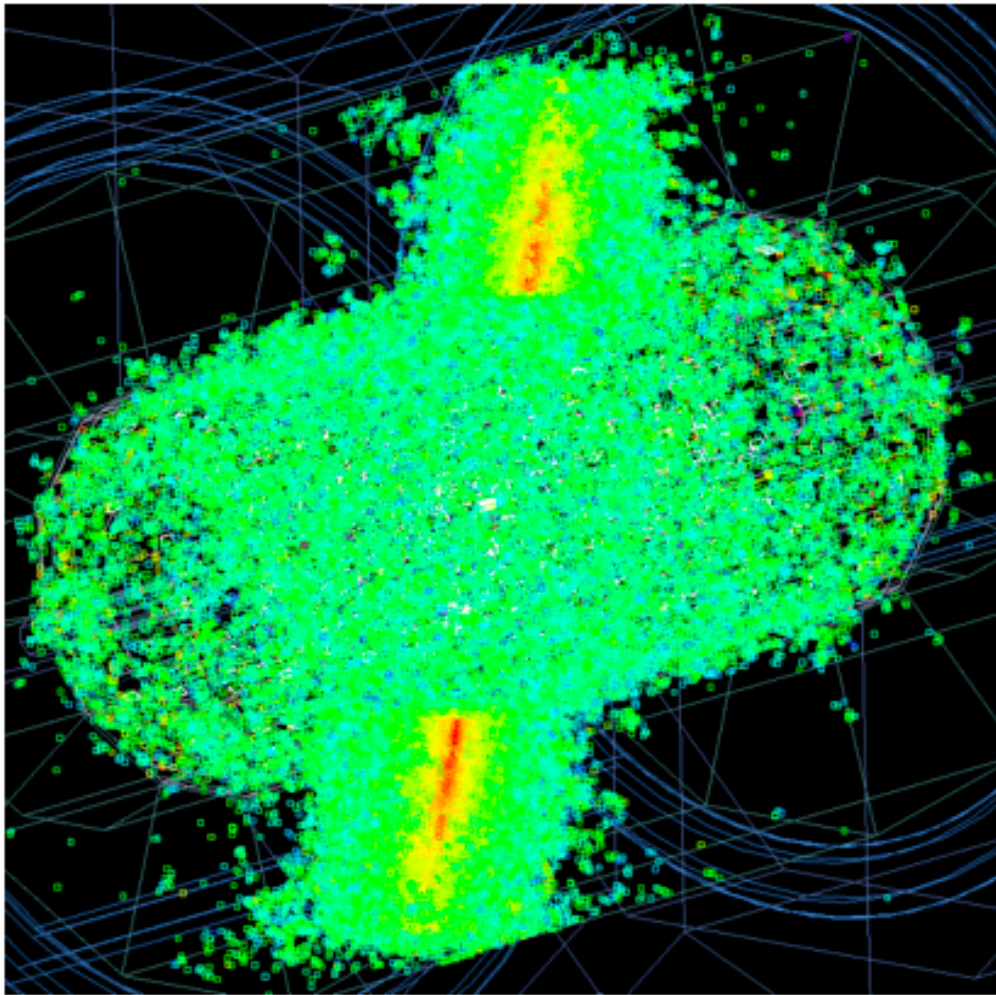


Experiments at Future pp Colliders for Beyond-SM Physics

Ashutosh Kotwal
Fermilab & Duke University



Swiss Strategic Workshop of High Energy Particle Physics
June 7, 2016

Setting the Stage – European Strategy Report (2012) and USDOE P5 Report (2014)

- Science Drivers

- Use the Higgs boson as a new tool for discovery
- Pursue the physics associated with neutrino mass
- Identify the new physics of dark matter
- Understand cosmic acceleration: dark energy and inflation
- Explore the unknown: new particles, interactions, and physical principles

pp Collider Physics Goals

- Testable reasons why the Standard Model must be incomplete
 - Dark Matter could be
 - Weakly-interacting particles
 - Particles interacting through Higgs portal
 - Interacting with SM particles through gravity
 - Electroweak Baryogenesis
 - Can the electroweak phase transition (formation of Higgs V_{eV}) provide the out-of-equilibrium condition needed for matter-antimatter asymmetry observed?
- Naturalness – the need to explain the lightness of the Higgs mass

Guidance for Detector Design

- As long as Standard Model continues to work, “higher energy is better”
- Naturalness arguments push towards higher masses
- Dark Matter, Electroweak Baryogenesis *may* relate to physics at lower masses and smaller couplings
- Other reasons that new physics may hide at low mass with weak couplings
 - “Neutral Naturalness” (partners without QCD color charge)
 - e.g. twin Higgs, Hidden Sector
 - Higgs portal to new sector (SM interactions via Higgs only)
- Implications for detector design: larger dynamic range of p_T of objects
 - Starting at ~ 20 GeV leptons, photons and b -quarks (same as LHC, e.g. $gg \rightarrow HH$)
 - Going up to ~ 7 times the highest p_T probed at LHC
- Also large rapidity range for all objects due to higher longitudinal boost

Executive Summary

- Entering new regime on all fronts
 - Accelerator physics and design
 - Detector technology and design
- Completion of the Standard Model and its consistency with all data implies
 - Energy scale of new physics is less well-defined now than when LHC was designed
 - We must prepare for a broader range of possible new physics
- Detectors will need to be more capable on all fronts
 - Faster
 - Much higher resolution
 - Much higher granularity
 - Much more forward-detection capability
 - Much higher bandwidth, smarter triggers
- HL-LHC upgrade will provide much experience and insights

All-Purpose Detector Goals in a Nutshell

- **Maximize $A \times \epsilon$** : all detectable particles
 - should be detected and over as much of the angular phase space as possible
 - And be well-measured over as much of their energy spectrum as possible (or of most importance to the interesting signals)
- Leptons of interest: electrons, muons and τ -leptons
- Photons
- Quarks and gluons hadronize to jets of particles
- b -quarks are special and need to be distinguished from other jets
- **Undetectable particles like neutrinos and Dark Matter can only have their transverse momentum sum inferred**
 - Catch all visible momentum
 - Impose transverse momentum conservation
 - **Hermeticity is important**

All-Purpose Detector Goals in a Nutshell (2)

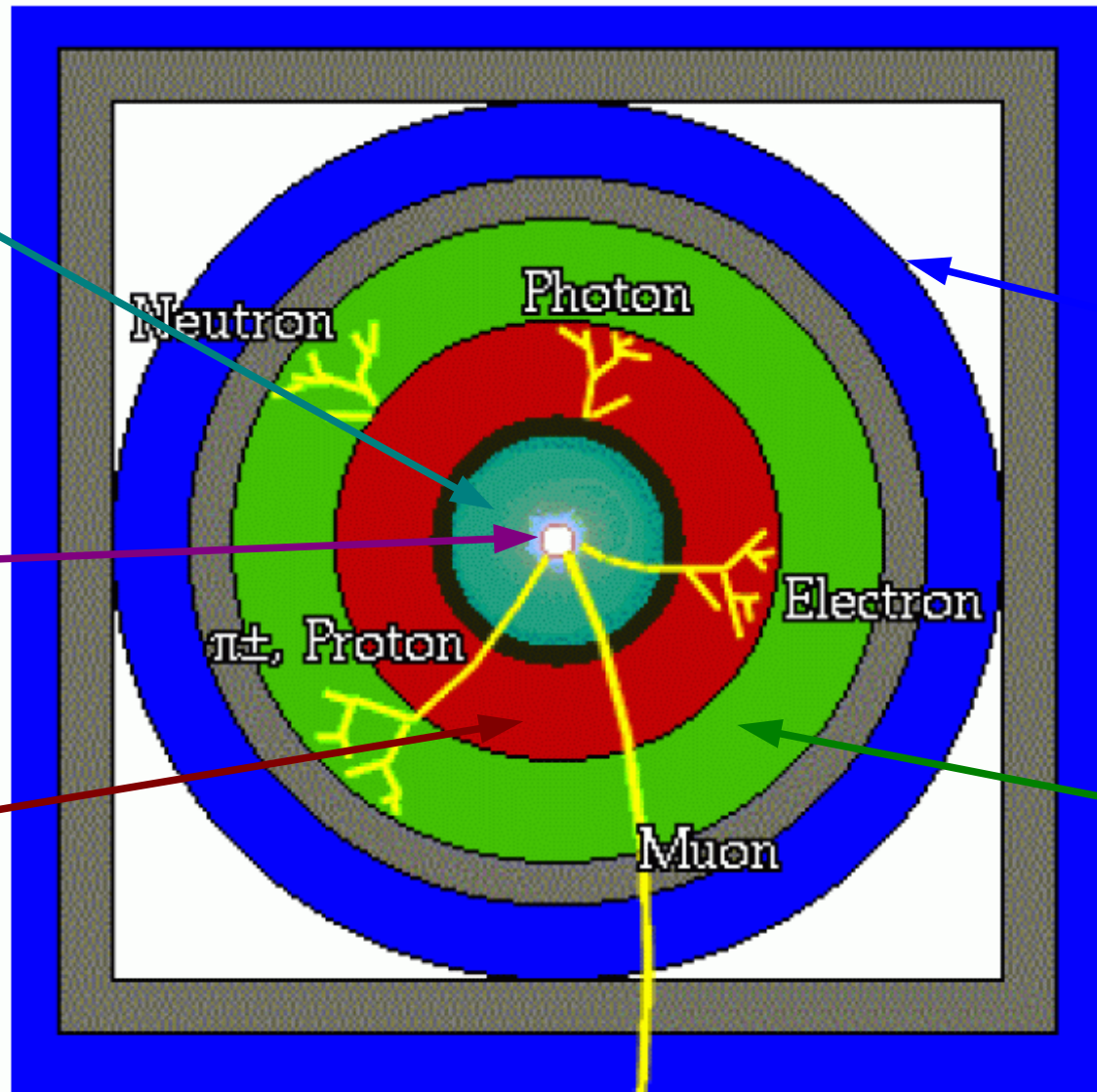
- **Minimize B: reducible backgrounds from mis-identified particles**
 - High rate of fragmentation pions, kaons, and photons misidentified as prompt electrons, photons and muons
 - Generic jets mis-identified as b -quark jets
 - Electrons and generic jets mis-identified as τ leptons
 - Energy resolution of detected particles, or missed visible energy due to missing instrumentation, leads to fake missing p_T signature
 - Hermetic detectors have become very important
- **Maximize $\Delta t \times L$: enable data-taking in high instantaneous luminosity environment**
 - Large number of particles from additional (uninteresting) pp collisions
 - Can confuse/obfuscate the particles from the interesting collision
 - Total exposure of sensors to radiation flux scales with integrated luminosity and falls off with distance from collision point
 - Radiation damage causing degradation of sensor efficiency and increasing noise

Particle Detection

Drift chamber:
reconstuct particle
trajectory by sensing
ionization in gas
on high voltage wires

Silicon detector:
reconstuct particle
trajectory by sensing
ionization in planar
silicon sensors
(diodes)

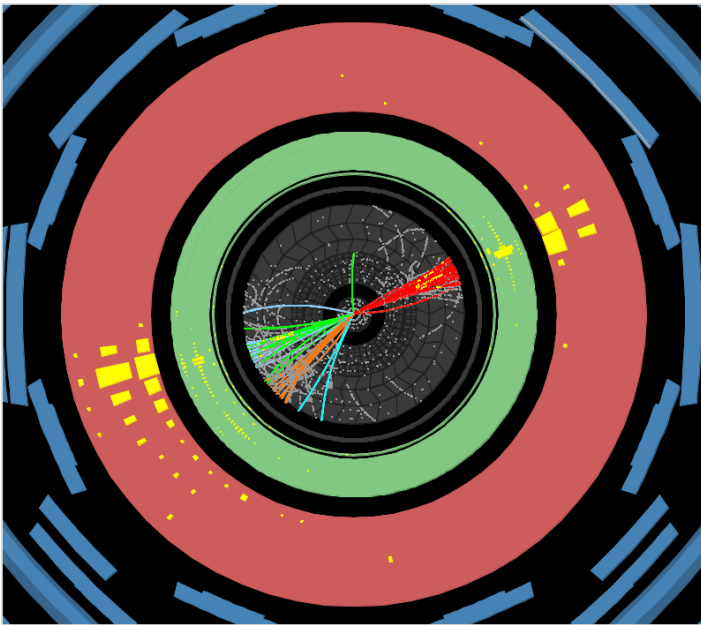
Electromagnetic
(EM) calorimeter:
metal sheets cause
 e/γ shower, sense
light or charge



Muon chambers:
detect penetrating
particles behind
shielding

Hadronic
calorimeter:
metal sheets
cause hadronic
showers, sense
scintillator light
or charge

Particle Detection

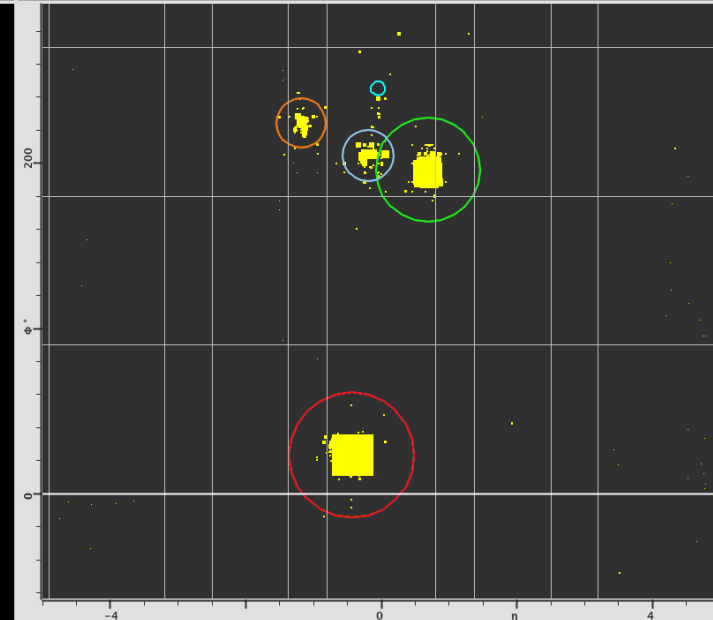
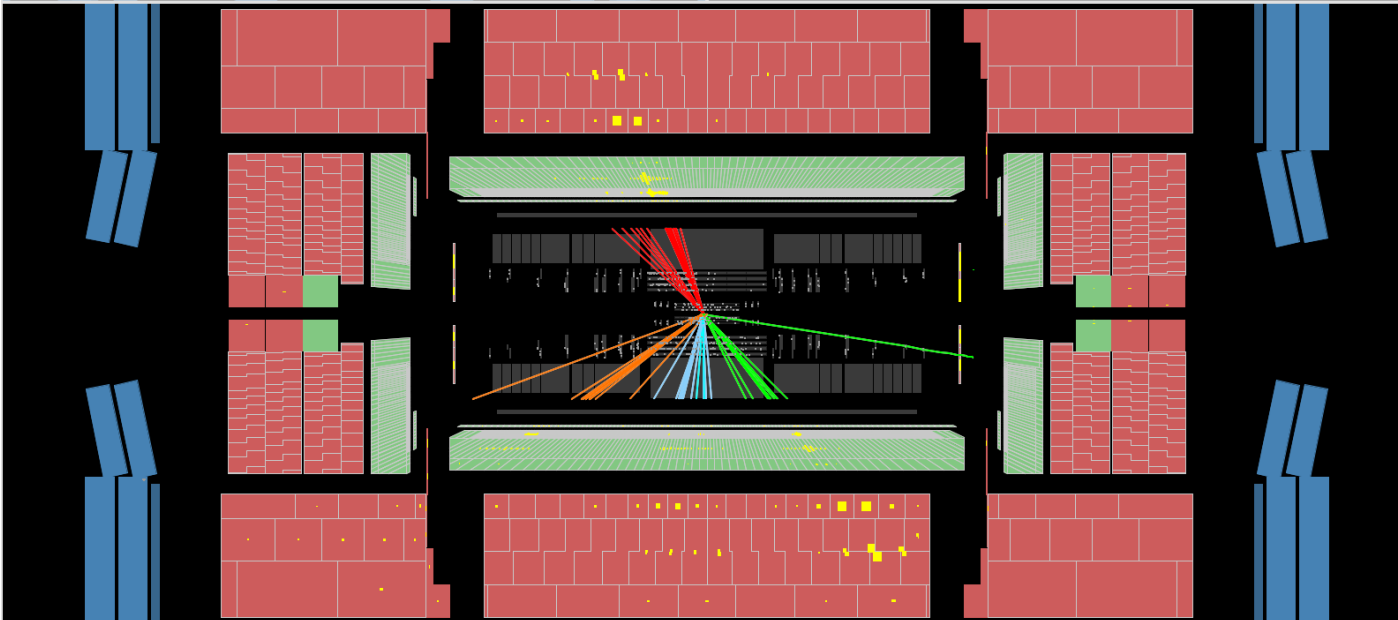
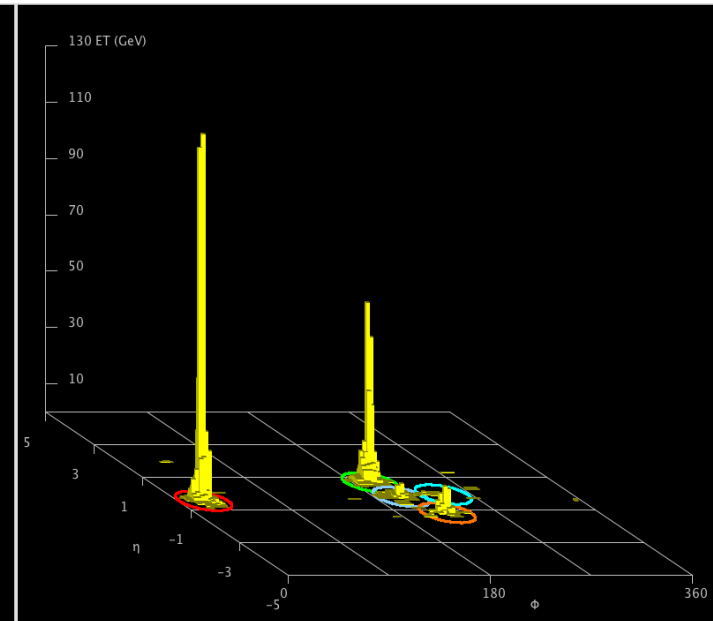


ATLAS EXPERIMENT

Run Number: 158548, Event Number: 2486978

Date: 2010-07-04 06:46:45 CEST

Multijet Event in 7 TeV Collisions



Magnetic Tracking

Tracker Design – the heart of the experiment

Momentum is determined by measurement of **track curvature** $\kappa = 1/\rho$ in B field:

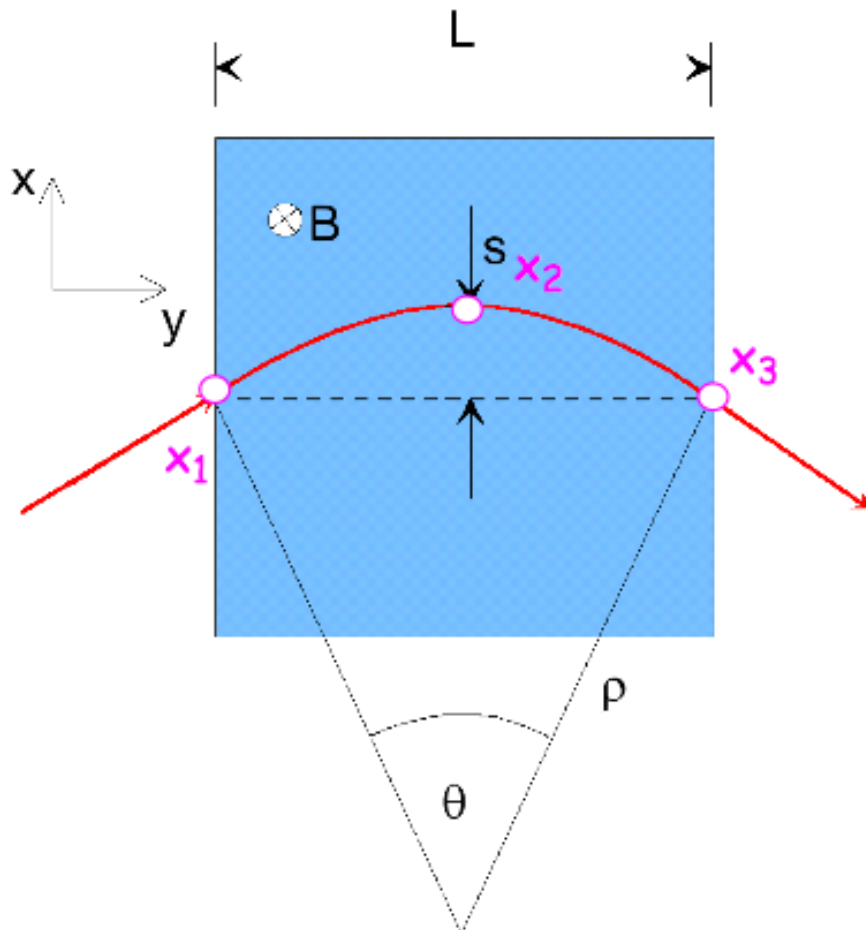
Measure **sagitta** s of the track. For the momentum component transverse to B field:

$$p_T = qB\rho$$

Units: $p_T[\text{GeV}] = 0.3B[\text{T}]\rho[\text{m}]$

$$\frac{L/2}{\rho} = \sin\frac{\theta}{2} \approx \frac{\theta}{2} \text{ (for small } \theta) \Rightarrow \theta \approx \frac{L}{\rho} = \frac{0.3B \cdot L}{p_T}$$

$$s = \rho\left(1 - \cos\frac{\theta}{2}\right) \approx \rho\left(1 - \left(1 - \frac{1}{2}\frac{\theta^2}{4}\right)\right) = \rho\frac{\theta^2}{8} \approx \frac{0.3L^2B}{8 p_T}$$



Relative Momentum Error

For 3 points the relative momentum resolution is given by: $\frac{\sigma(p_T)}{p_T} = \frac{\sigma_s}{s} = \sqrt{\frac{3}{2}} \sigma_x \cdot \frac{8p_T}{0.3BL^2}$

- degrades **linearly** with **transverse momentum**
- improves **linearly** with increasing **B field**
- improves **quadratically** with **radial extension** of detector

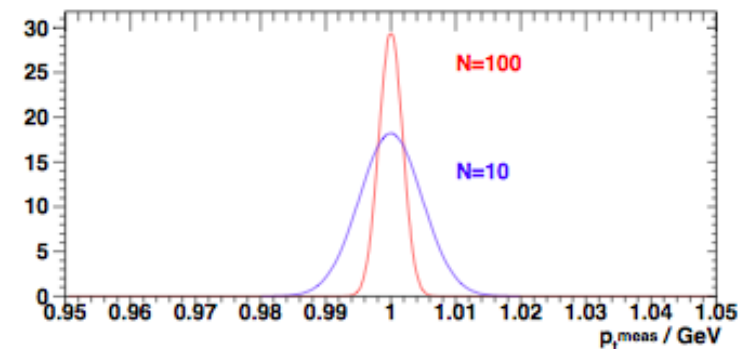
In the case of N equidistant measurements according to **Gluckstern** [NIM 24 (1963) 381]:

$$\frac{\sigma(p_T)}{p_T} = \frac{\sigma(\kappa)}{\kappa} = \frac{\sigma_x \cdot p_T}{0.3BL^2} \sqrt{\frac{720}{N+4}} \quad (\text{for } N \geq 10, \text{ curvature } \kappa = 1/\rho)$$

Example: For $p_T = 1\text{GeV}$, $L = 1\text{m}$, $B = 1\text{T}$, $\sigma_x = 200\mu\text{m}$ and $N = 10$ one obtains:

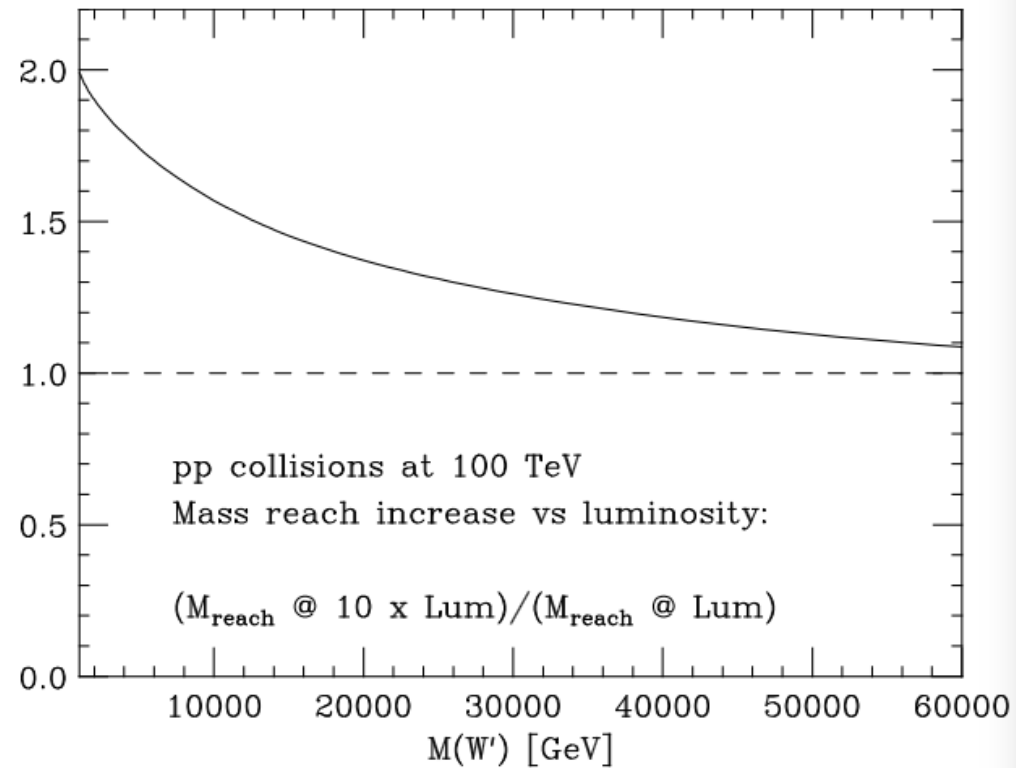
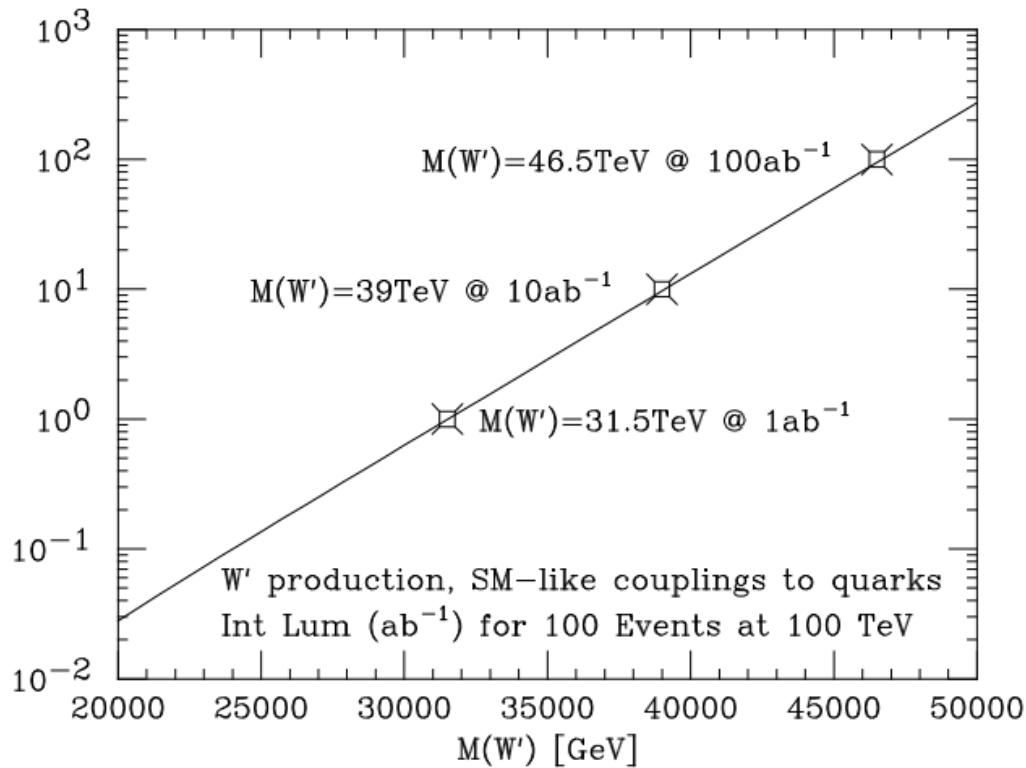
$$\frac{\sigma(p_T)}{p_T} \approx 0.5\% \quad \text{for a sagitta } s \approx 3.8\text{cm}$$

Important track detector parameter: $\frac{\sigma(p_T)}{p_T^2}$ (%/GeV)



Highest Mass Leptonic Resonances

- HL-LHC studies showed $Z' \rightarrow ll$ reach up to 6.5 TeV
- **Scaling to 100 TeV collider \Rightarrow 45 TeV with 150 ab^{-1} or 38 TeV with 15 ab^{-1}**
 - 7 TeV change in mass reach for factor of 10 change in luminosity

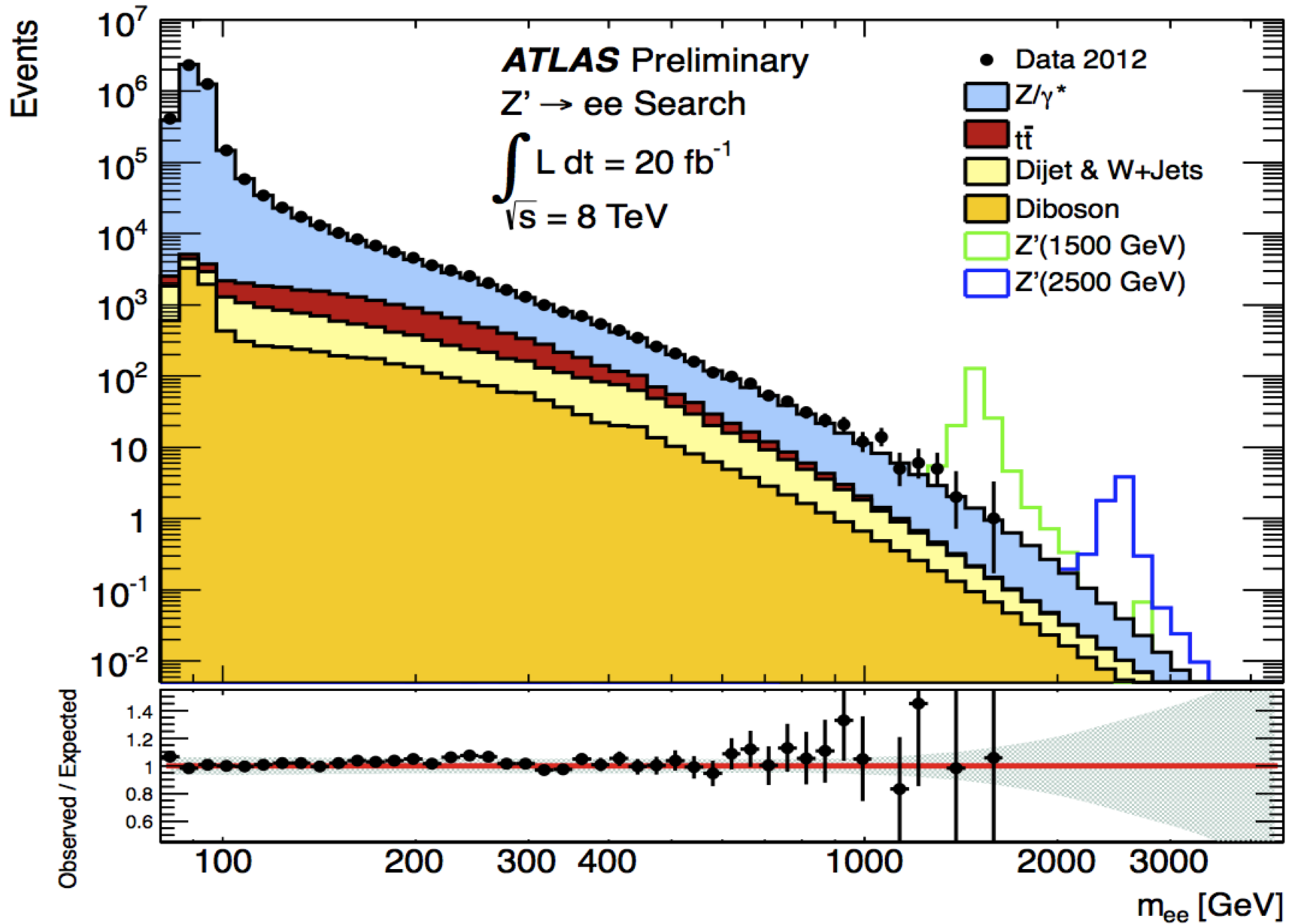


\Rightarrow producing 20 TeV leptons

(from M. Mangano)

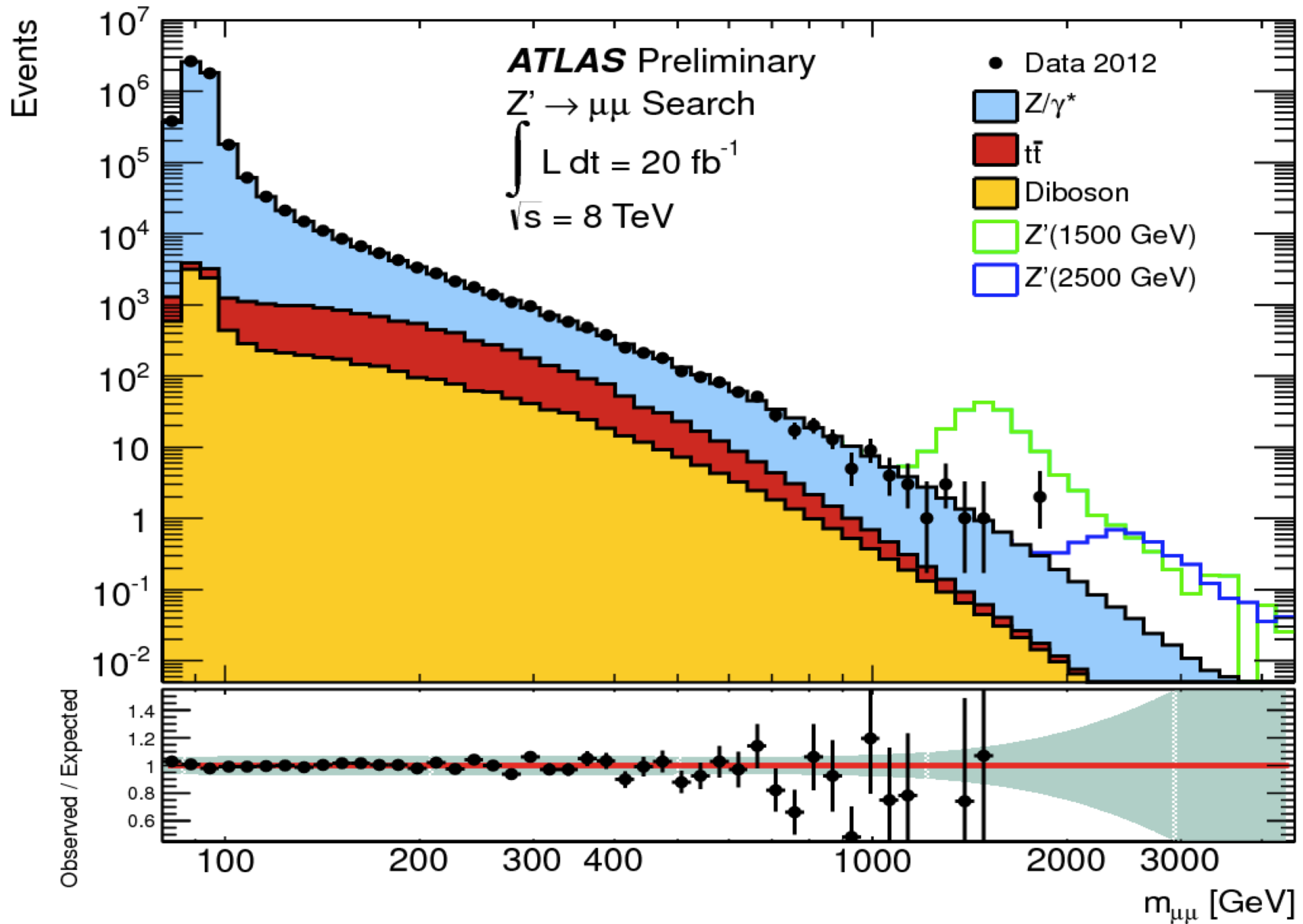
Dielectron Mass Spectrum

Multi-TeV masses probed at LHC



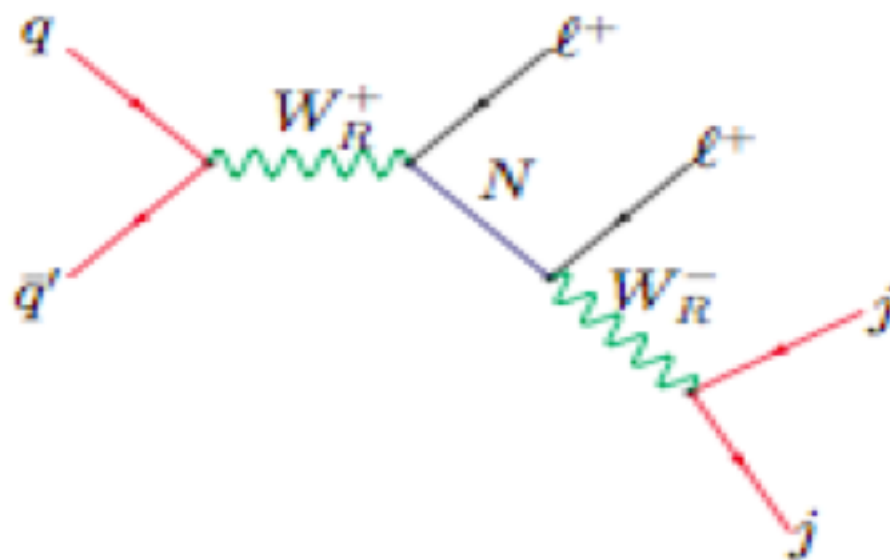
Dimuon Mass Spectrum

Multi-TeV masses probed at LHC



Demands on p_T Resolution

- High-mass dimuon resonances most demanding on tracker momentum resolution
- If universal coupling to leptons, dielectron channel is reliable
- Non-universal couplings plausible:
 - Higgs mechanism: additional Higgs bosons with $H \rightarrow \mu\mu$
 - Left-right seesaw model of neutrino masses



$$N \rightarrow l^\pm jj$$

(Keung, Senjanovic'83)

- Prudent to maintain muon p_T resolution (%) from LHC to 7x higher p_T

Maintaining Fractional p_T Resolution

- Resolution gain with number of hits on track is slow (improves as \sqrt{N})
- Resolution improves linearly with $BL^2 \sim$ stored magnetic field energy in tracker
- Resolution improves linearly with hit resolution

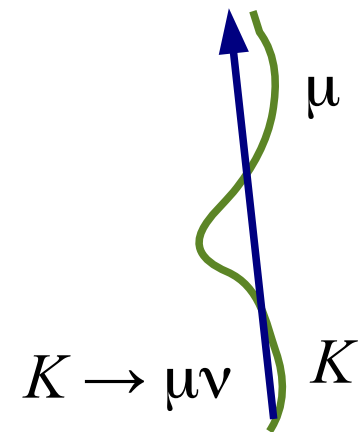
Three tracker/magnet geometries being considered:

- see Dr. Marcello Mannelli's talk at Fermilab's "Next Steps in the Energy Frontier – Hadron Collider" Workshop

<https://indico.fnal.gov/conferenceOtherViews.py?view=standard&confId=7864>

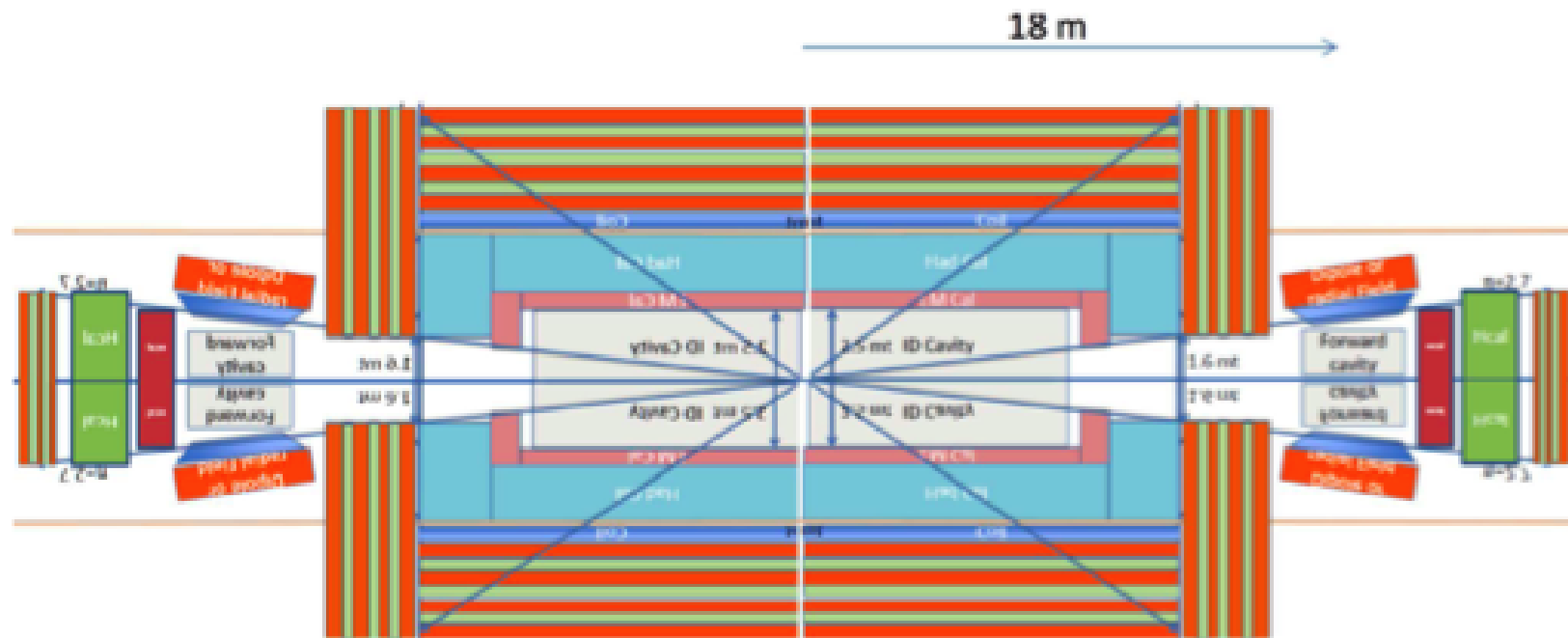
Stored energy in the tracker magnetic field in the 50-100 GJ range (similar to ITER)

Need to measure muon momentum after shielding, to eliminate mis-measured decays-in-flight with very high reconstructed p_T





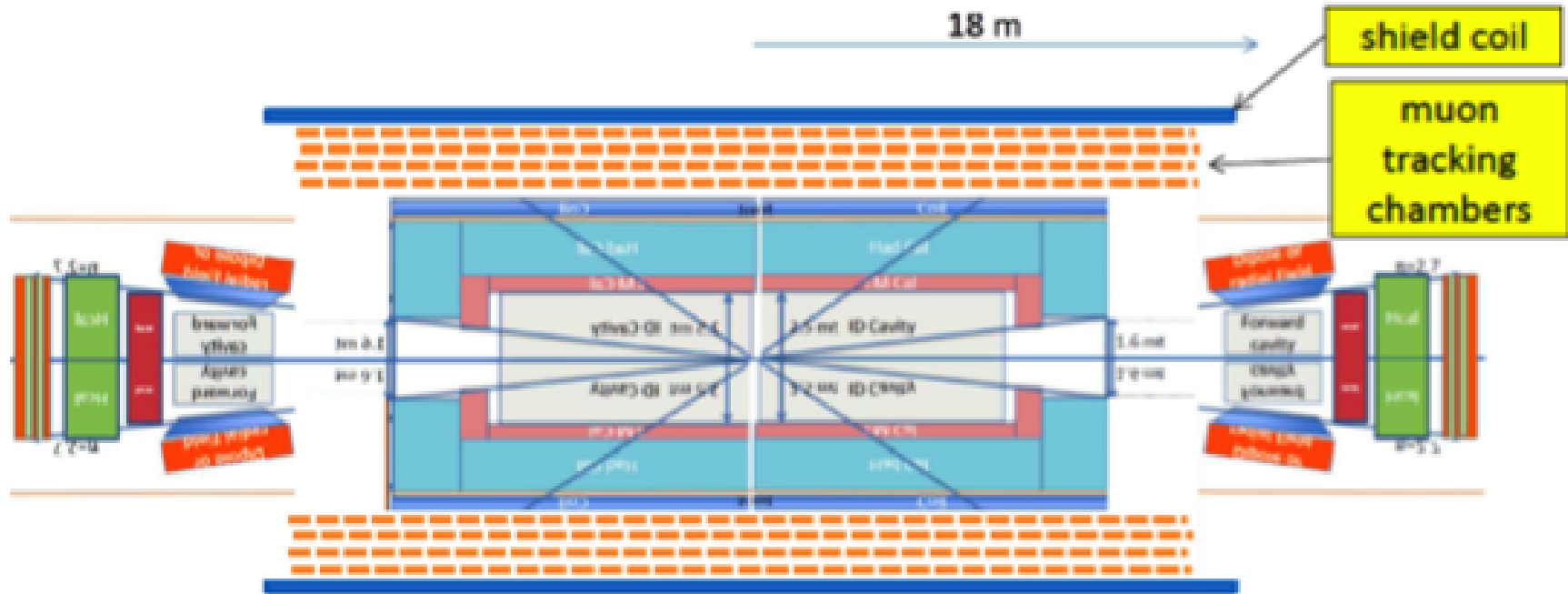
2. Option 1: Solenoid-Yoke + Dipoles (CMS inspired)



- ❖ **Solenoid:** 10-12 m diameter, 5-6 T, 23 m long
+ massive Iron yoke for flux shielding and muon tagging.
- ❖ **Dipoles:** 10 Tm with return yoke placed at $z \approx 18$ m.
Practically no coupling between dipoles and solenoid.
They can be designed independently at first.



2. Option 2: Twin Solenoid + Dipoles



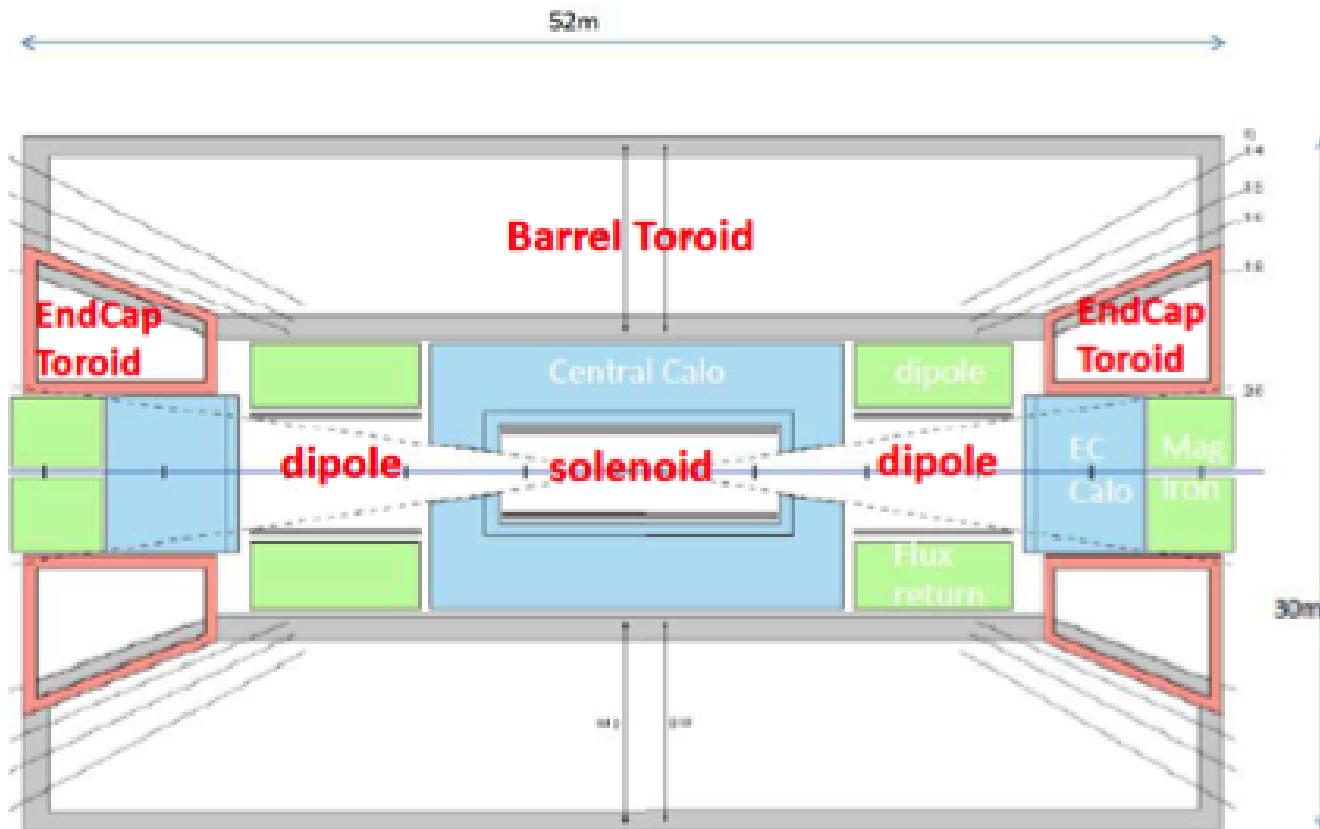
Twin Solenoid: a 6 T, 12 m dia x 23 m long main solenoid + an active shielding coil

Important advantages:

- ✓ **Nice Muon tracking space:** area with 2 to 3 T for muon tracking in 4 layers.
- ✓ **Very light:** 2 coils + structures, ≈ 5 kt, only $\approx 4\%$ of the option with iron yoke!
- ✓ **Much smaller:** system outer diameter is significantly less than with iron .



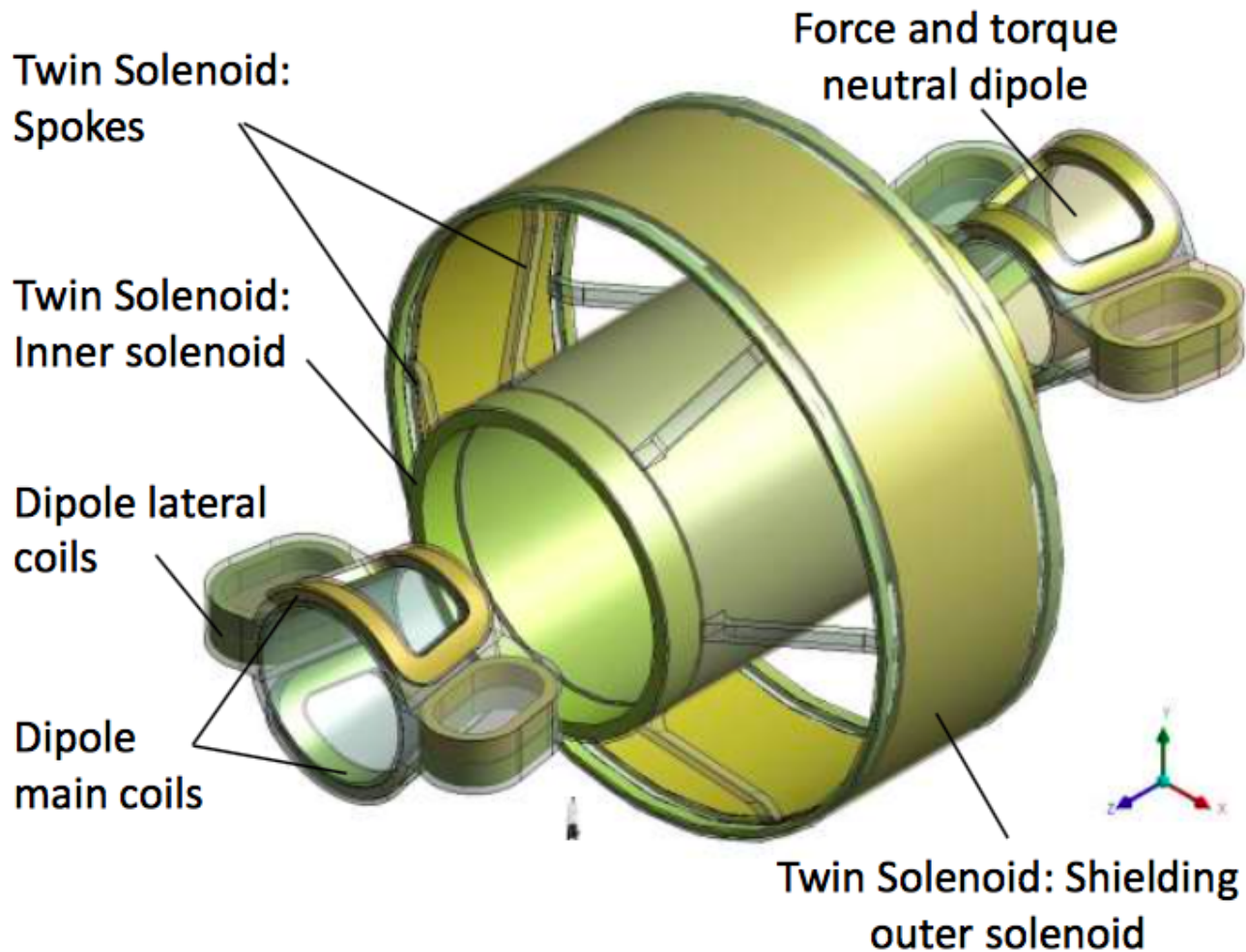
2. Option 3: Toroids + Solenoid + Dipoles (ATLAS +)



- ❖ 1 Air core Barrel Toroid with 7 x muon bending power $B_2 L^2$.
- ❖ 2 End Cap Toroids to cover medium angle forward direction.
- ❖ 2 Dipoles to cover low-angle forward direction.
- ❖ Overall dimensions: 30 m diameter x 51 m length (36,000 m³).



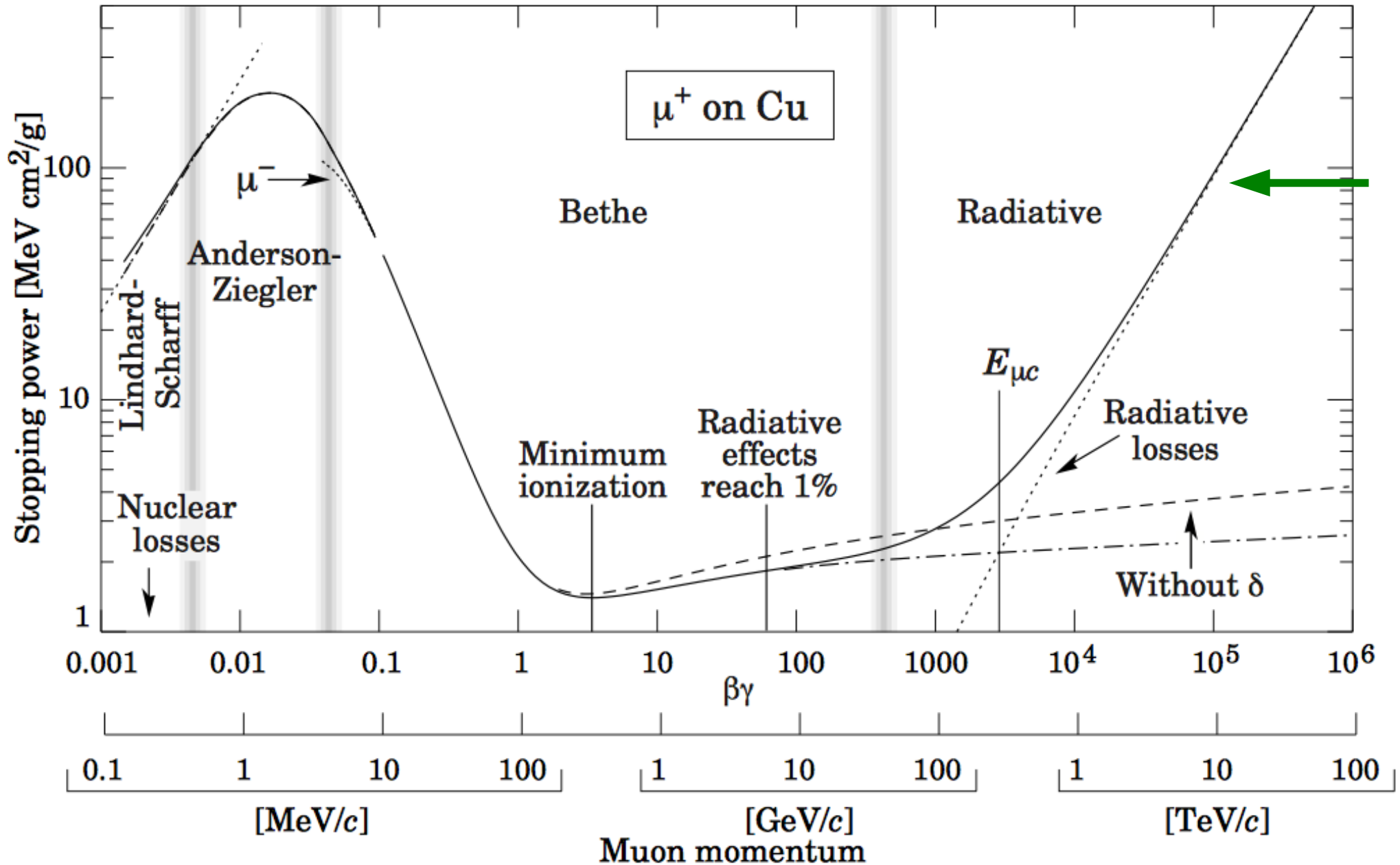
Twin Solenoid & Dipole system – bare coils



Property	Value
TS cold mass	3.2 kt
TS vacuum vessel mass	2.4 kt
TS stored energy	53 GJ
Dipoles cold mass	2x 380 t
Dipoles vac. vessel mass	To be det.
Dipoles stored energy	2x 1.5 GJ
Free bore	12 m
Outer diameter	27 m
System length	42 m
Total stored energy	56 GJ

(from Herman ten Kate)

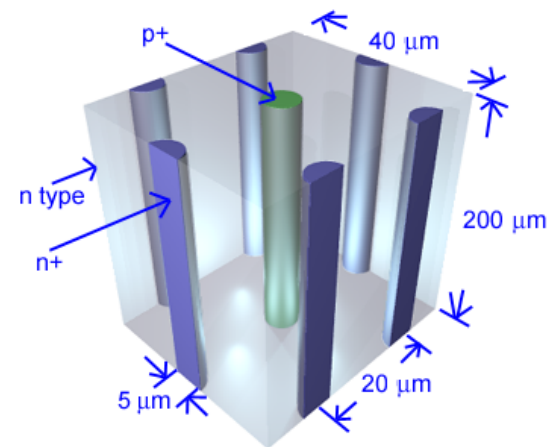
High Energy Muon Bremsstrahlung



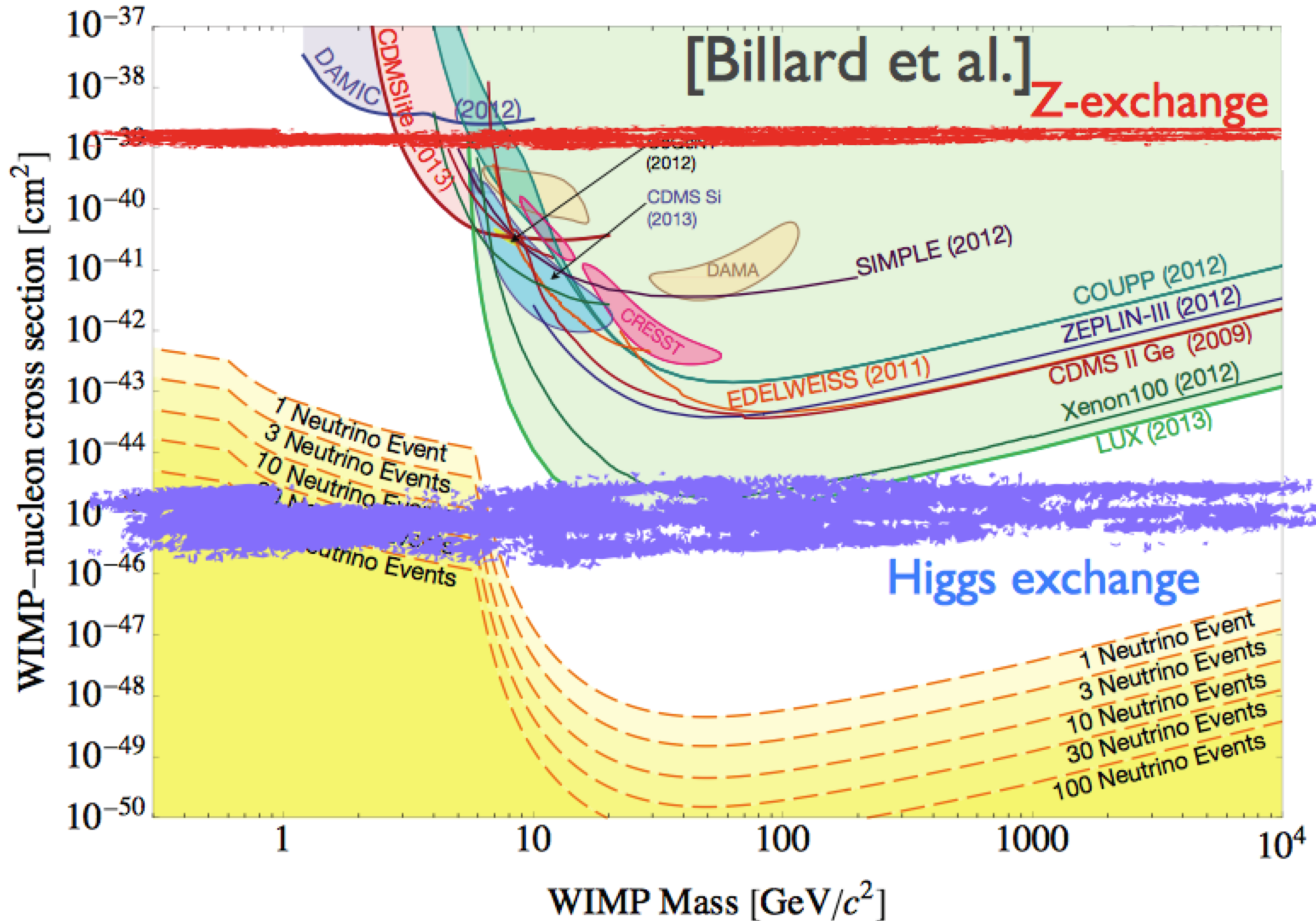
- For a ~ 10 TeV muon, average energy loss ~ 1 GeV / cm ~ 16 GeV / interaction length ~ 200 GeV in hadronic calorimeter, with long tailed distribution

Improving Hit Resolution

- Smaller pixels with silicon sensors have multiple advantages
 - Improved hit resolution linearly improves momentum resolution at high p_T
 - Higher granularity improves two-track resolving power
 - Helps resolve close-by tracks and maintain track reconstruction efficiency in
 - high-density environment (inside boosted jets)
 - High-occupancy environment (pileup at high L)
- Issues:
 - Higher readout rate required
 - Power may be dominated by inter-pixel capacitance, which does not reduce with pixel size
 - More pixels => more power
- Potential solutions (3D electronics etc) under discussion

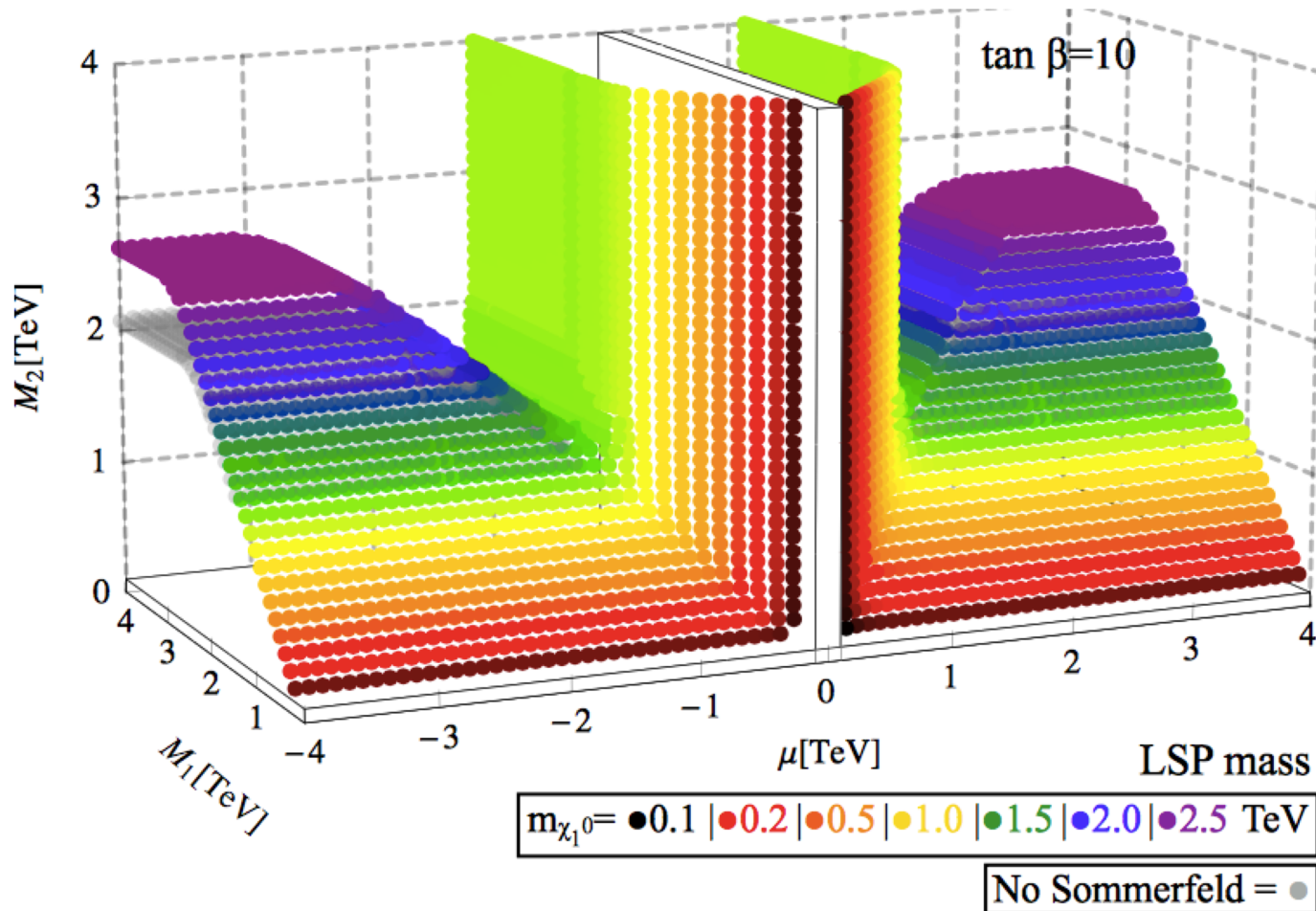


Direct Searches for Dark Matter



SUSY Neutralino WIMP Relic Surface

- Supersymmetric partners of photon, Z boson or Higgs boson provide generic model of weakly interacting Dark Matter
- Combinations of Neutralino mass parameters that produce the correct relic abundance, along with Dark Matter particle (LSP) mass



Bramante *et al*,

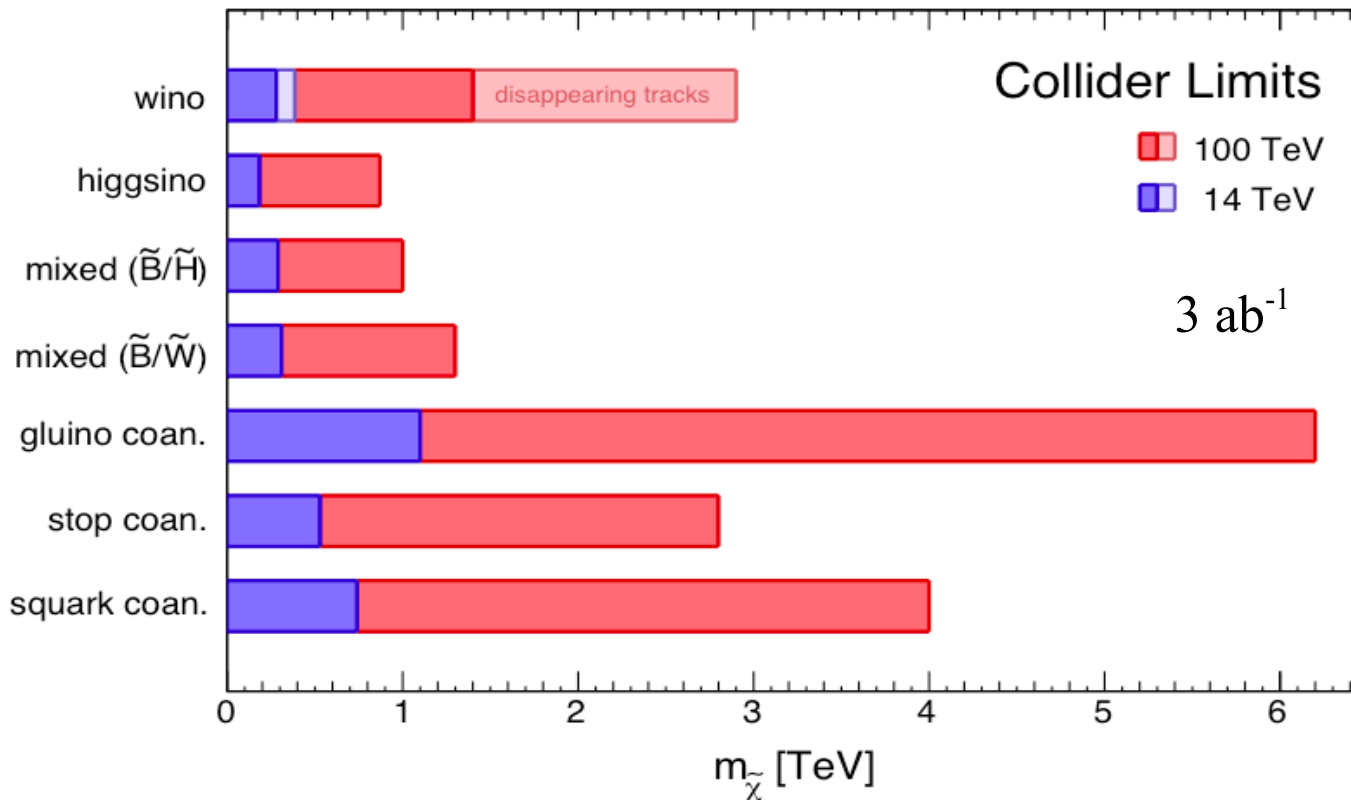
ArXiv:1510.03460

**Phys. Rev. D91 (2015)
054015**

(in the limit that other SUSY is heavy and decoupled)

Disappearing Track from Wino WIMP Decay

- $M_{\text{Dark Matter}} < 1.8 \text{ TeV} (g_{\text{DM}}^2/0.3)$ based on WIMP thermal relic hypothesis



M. Low, L-T Wang,
ArXiv:1404.0682
(mono-jet channel)

100 TeV pp collider covers most of the parameter space

Disappearing track: almost degenerate, long-lived $\text{Wino}^+ \rightarrow \text{Wino}^0$
requires robust tracking for reconstructing partial-length tracks

Compressed Spectrum WIMPs

$$pp \rightarrow (\tilde{\chi}_2^0 \rightarrow \gamma \tilde{\chi}_1^0) (\tilde{\chi}_1^\pm \rightarrow \ell^\pm \nu_\ell \tilde{\chi}_1^0) j \rightarrow \tilde{\chi}_1^0 \tilde{\chi}_1^0 \ell^\pm \nu_\ell \gamma j$$

Bramante *et al*, **Phys. Rev. D93 (2016) no.6, 063525**

$$p_{T,\ell} = [10 - 60] \text{ GeV}$$

$$|\eta_\ell| < 2.5$$

$$p_{T,\gamma} = [10 - 60] \text{ GeV}$$

$$|\eta_\gamma| < 2.5$$

$$\Delta R_{\ell\gamma} > 0.5$$

$$p_{T,j} > 0.8 \text{ TeV}$$

$$|\eta_j| < 2.5$$

$$M_{T2}^{(\gamma,\ell)} < 10 \text{ GeV}$$

$$\cancel{p}_T > 1.2 \text{ TeV} .$$

Soft leptons and photons are crucial for this signature

Compressed Spectrum WIMPs

$$pp \rightarrow (\tilde{\chi}_2^0 \rightarrow \gamma \tilde{\chi}_1^0) (\tilde{\chi}_1^\pm \rightarrow \ell^\pm \nu_\ell \tilde{\chi}_1^0) j \rightarrow \tilde{\chi}_1^0 \tilde{\chi}_1^0 \ell^\pm \nu_\ell \gamma j$$

Bramante *et al.*, Phys. Rev. D93 (2016) no.6, 063525

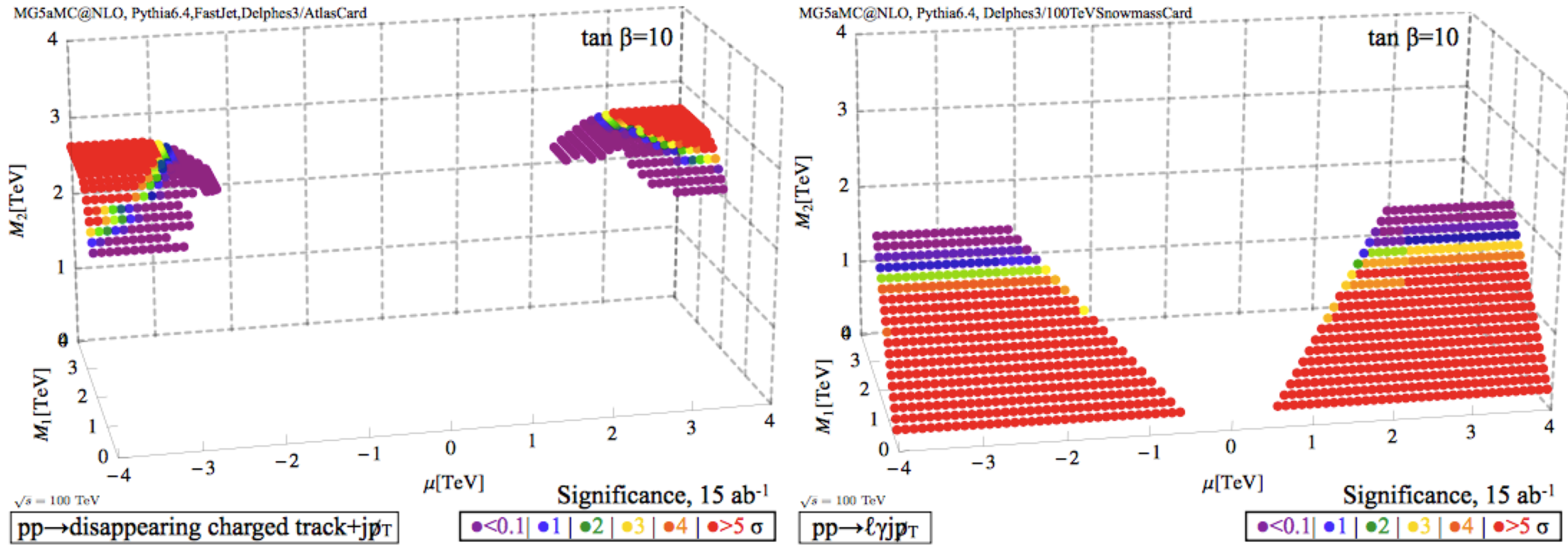


Figure 7. **Left panel:** Points on the relic neutralino surface, which will be excluded or discovered using a disappearing track search with 15 ab^{-1} at a 100 TeV collider. At smaller values of $|\mu|$ the higgsino still mixes enough to cause the mass splitting of the wino plateau to be too large for the disappearing track search to be effective. **Right panel:** Points which will be excluded or discovered using a compressed search for $pp \rightarrow \ell^\pm \gamma j\cancel{p}_T$.

Covering the WIMP Surface

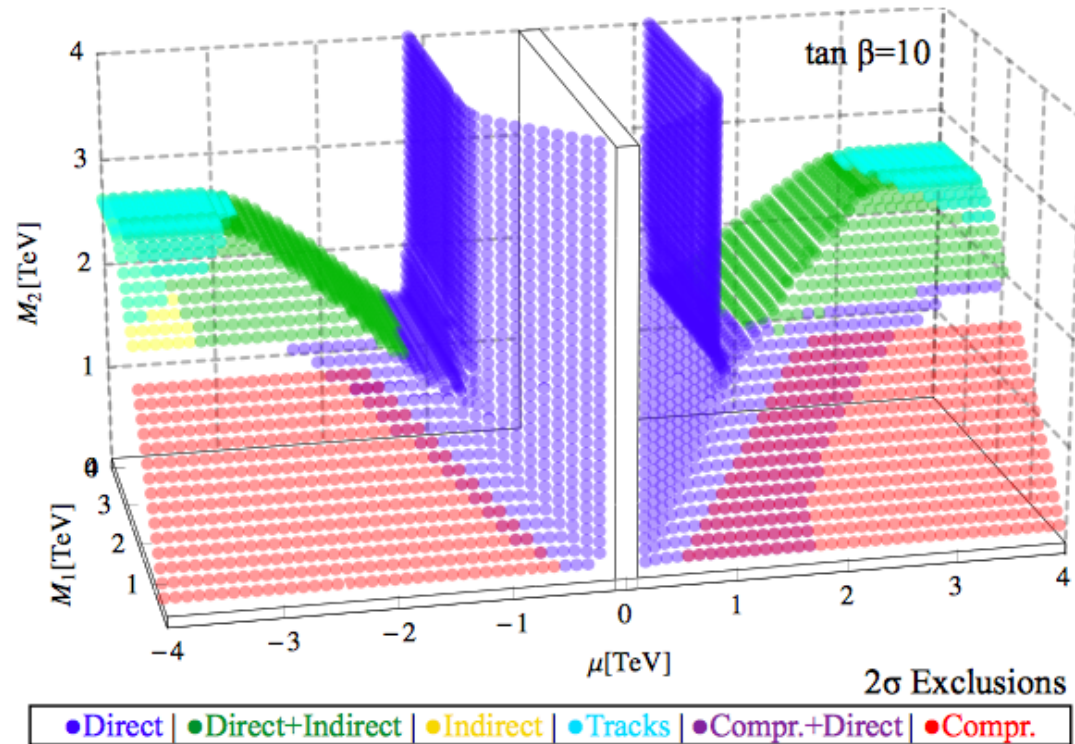


Figure 8. A combination of 2σ exclusions from future indirect (CTA and HAWC), direct (XENON1T and LZ), and collider searches (charged tracks and compressed events at 100 TeV) are shown over the surface of thermal relic neutralinos.

Bramante *et al*, *Phys. Rev. D*93 (2016) no.6, 063525

100 TeV pp collider, combined with direct and indirect searches, covers the parameter space of WIMP satisfying relic density

Calorimetry

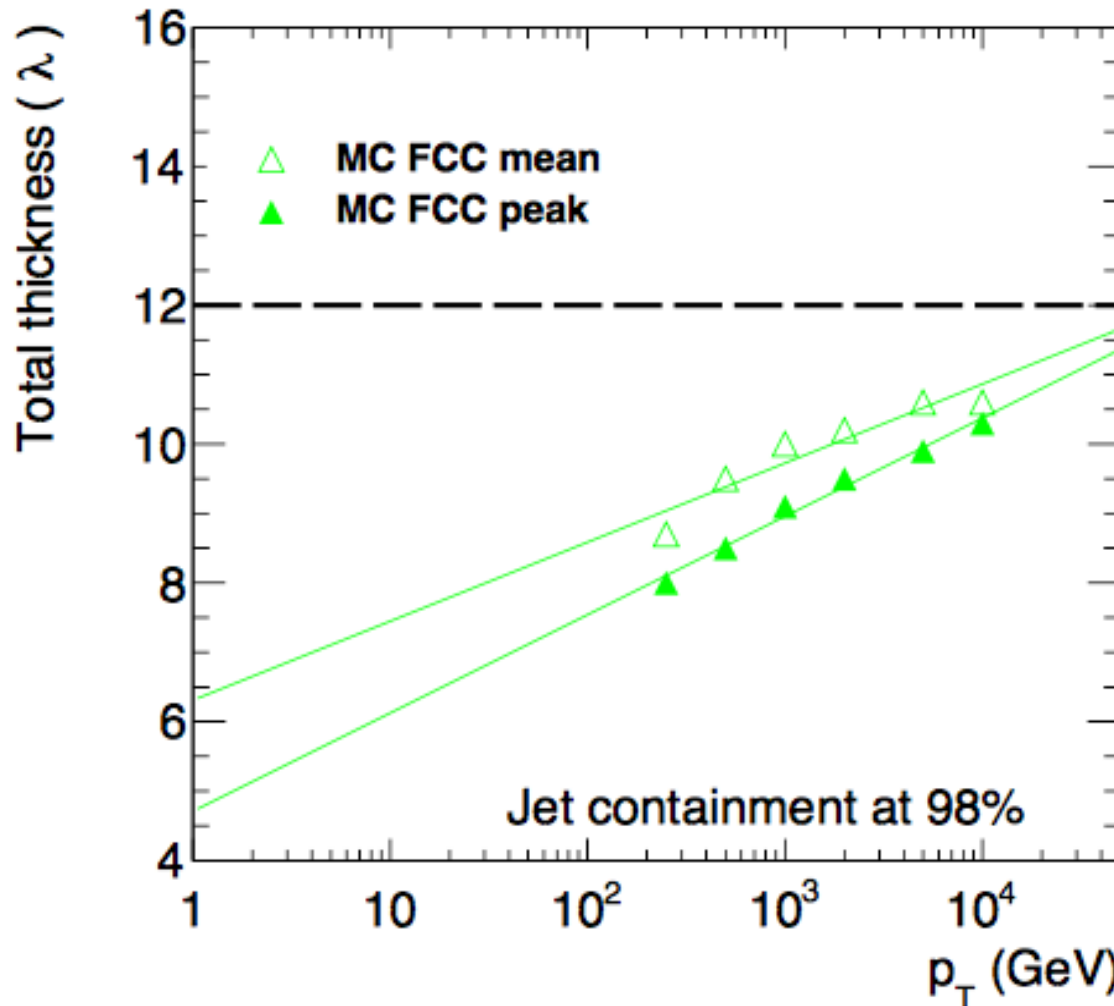
Requirements at 100 TeV collider

The detector has to cover wide range of signatures

- Detection of high mass states
 - Dijet resonances or compositeness, $M_{q^*} \sim 50$ TeV
 - Z' or W' to leptons, $m_{Z'} \sim 30$ TeV
 - → Deeper calorimeters, higher dynamic range
- Precision measurements of the Higgs boson properties, and Higgs in BSM production
 - Precision lepton/photon in complex events, b, c, tau tagging
 - → at least comparable to CMS/ATLAS in EM resolution and PID
- Vector boson fusion and scattering
 - Forward jets → more forward coverage, up to $\eta=6$
- Boosted jets from Z, W, top and H
 - Jet substructures
 - → More granular calorimeters

Calorimeter Geometry Issues

- Conveniences for going to higher energy:
 - Shower depth for full containment grows as $\log(E)$
 - Energy resolution improves as \sqrt{E}

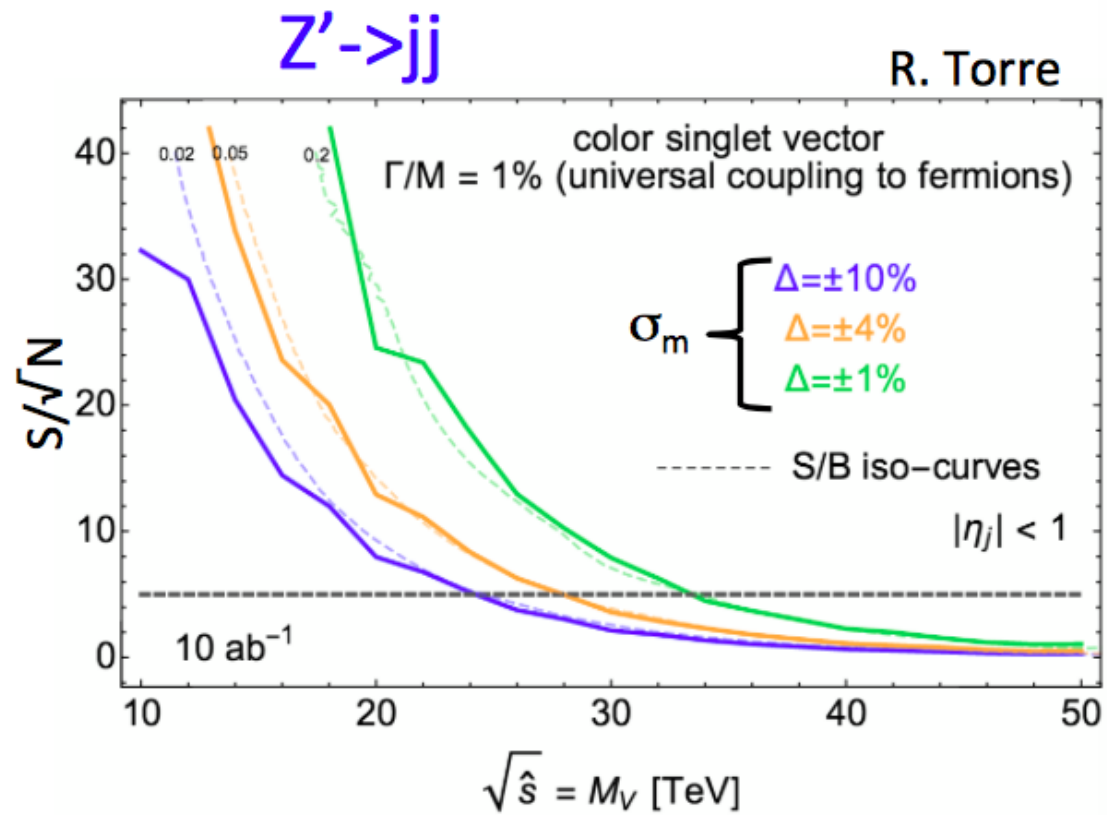
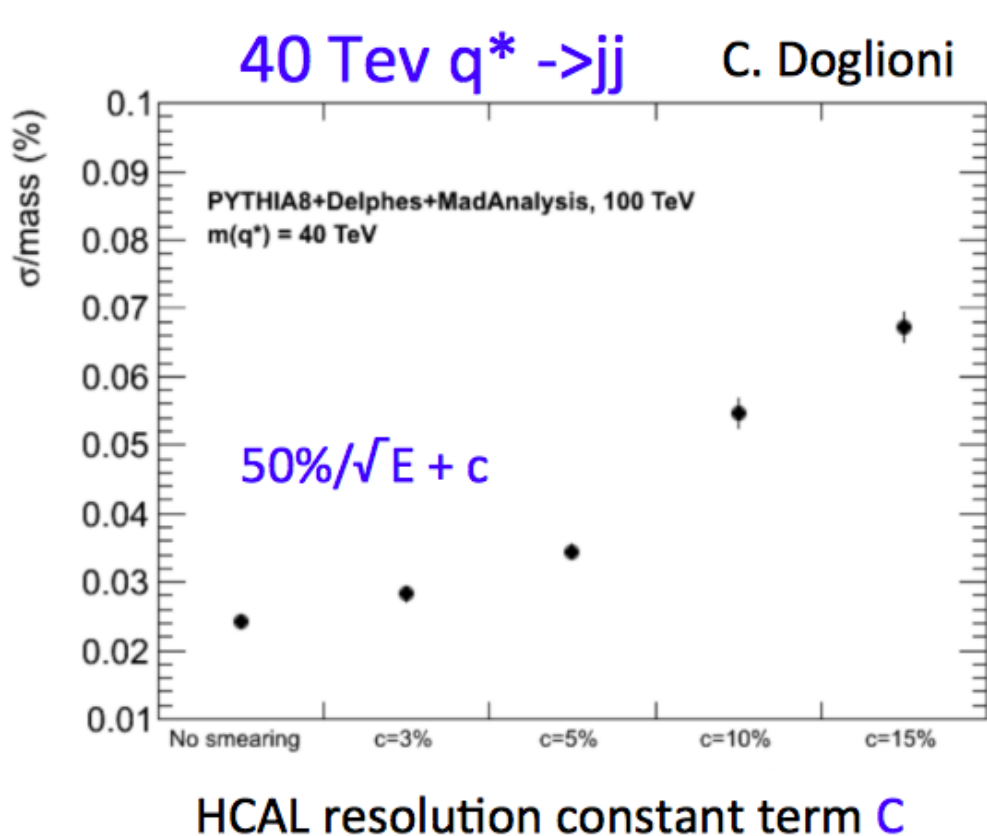


T. Carli *et al*,
arXiv:1604.01415

11-12 interaction lengths
needed – space constraints
(coil radius is expensive)

- Dynamic range of electronics readout required scales linearly with collider energy

Effect of HCAL Energy Resolution on Dijet Resonances



Jet resolution $\sim 2-3\%$ needed for multi TeV dijet resonances

- Extend $Z' \rightarrow jj$ discovery potential by 10TeV between $\sigma_m = 10\%$ to 1%
- Constant term will dominate at TeV energies ($\sigma/E = a/\sqrt{E} \oplus c$)
- Good shower containment is mandatory!

(from Ana Henriques)

Calorimeter Granularity

- Granularity is a KEY issue: all decay products will be boosted closer together
 - 5 TeV resonance \rightarrow HH \rightarrow 4 τ produces 1 TeV τ -lepton
 - Photons within τ -jet are separated by ~ 2 mm
 - τ -leptons from Higgs separated by ~ 10 cm
 - 20 TeV resonance \rightarrow tt , top decay products separated by ~ 3 cm
 - 10 TeV Zprime \rightarrow WW, boosted W \rightarrow jets separated by ~ 3 cm
- Tracking particles inside jets can be crucial
- Exploit particle flow algorithms to the fullest, push experience from CMS and ILC detector design effort

GEANT Simulations

- **Strategy:**
 - Focus on high-granularity calorimeters
 - Resolve highly-boosted vector and Higgs bosons, top quarks, τ -leptons
- GEANT4 simulations with ILCSoft (installed by S. Chekanov at Argonne with some help from SLAC, PNNL)
- Geometry tuning and sample generation (Chekanov and AVK)
- Analysis by Nhan Tran (Fermilab CMS postdoc), Shin-Shan Yu (Asst. Prof. in Taiwan), Sourav Sen (Duke graduate student)
- Lindsey Gray (Fermilab CMS) is our Particle Flow Algorithm expert consultant
- **Samples created on OSG on 1-week timescale – need more analysts !**

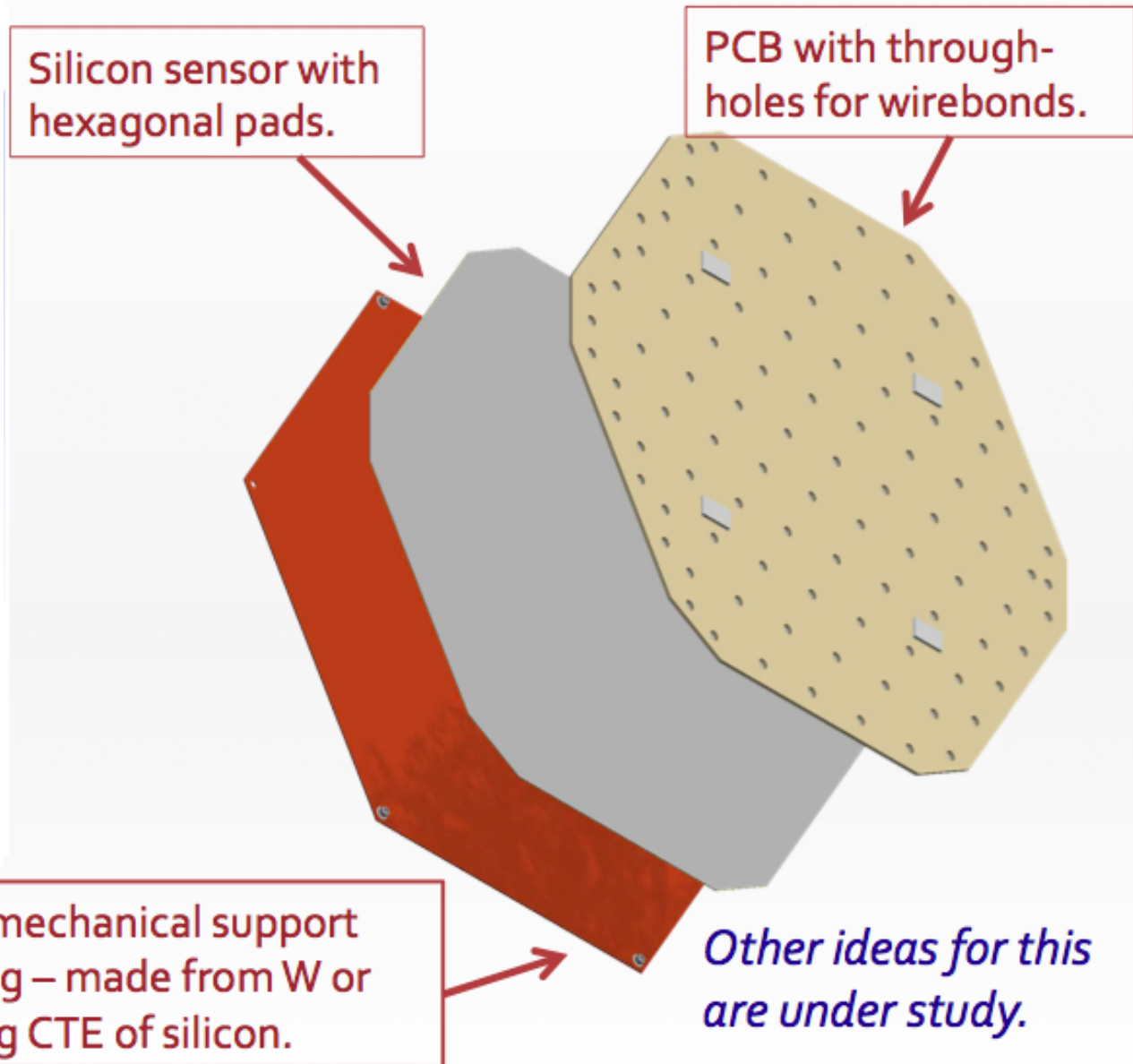
Silicon High Granularity Calorimeter

Good cluster energy resolution

Very detailed topographical information

Excellent two particle cluster resolving power

Suitable for particle flow reconstruction in a high particle density environment



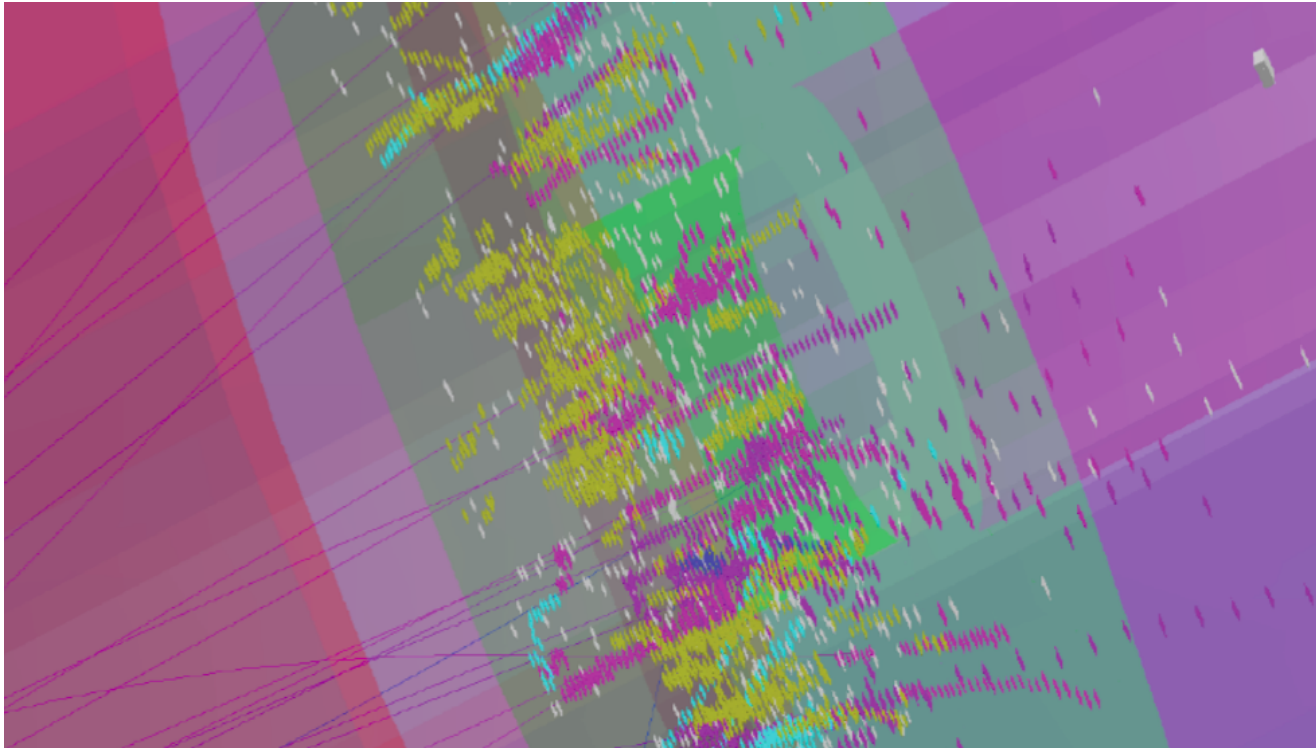
Silicon High Granularity Calorimeter

Good cluster energy resolution

Very detailed topographical information

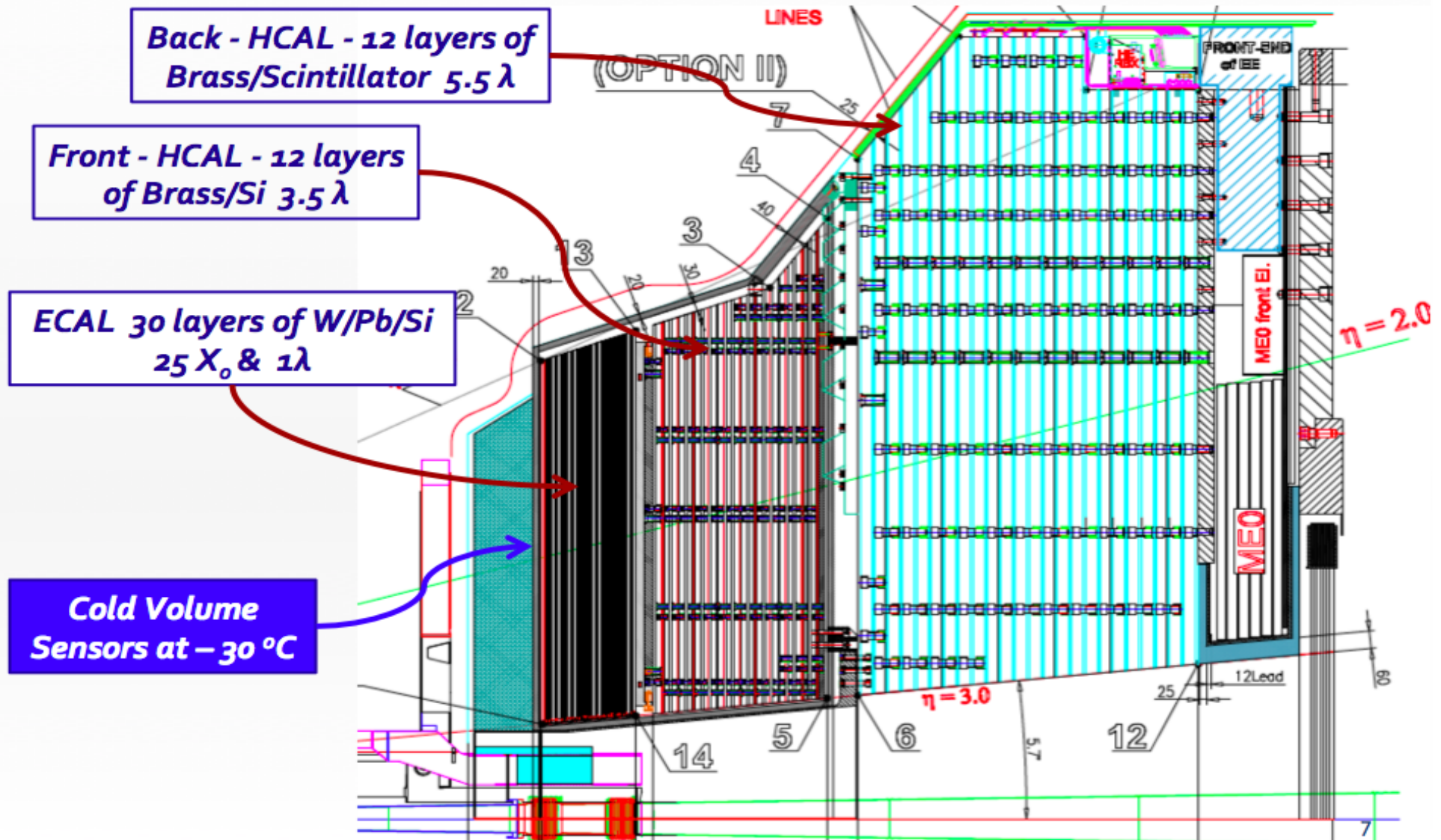
Excellent two particle cluster resolving power

Suitable for particle flow reconstruction in a high particle density environment



Proposal – Si-HGC for CMS Endcap

CMS Calorimeter Concept



Geant4 simulation of a high-granular calorimeter for TeV-scale boosted particle

S. Chekanov
HEP/ANL

FCC Week. April 11-15, 2016
Rome, Italy

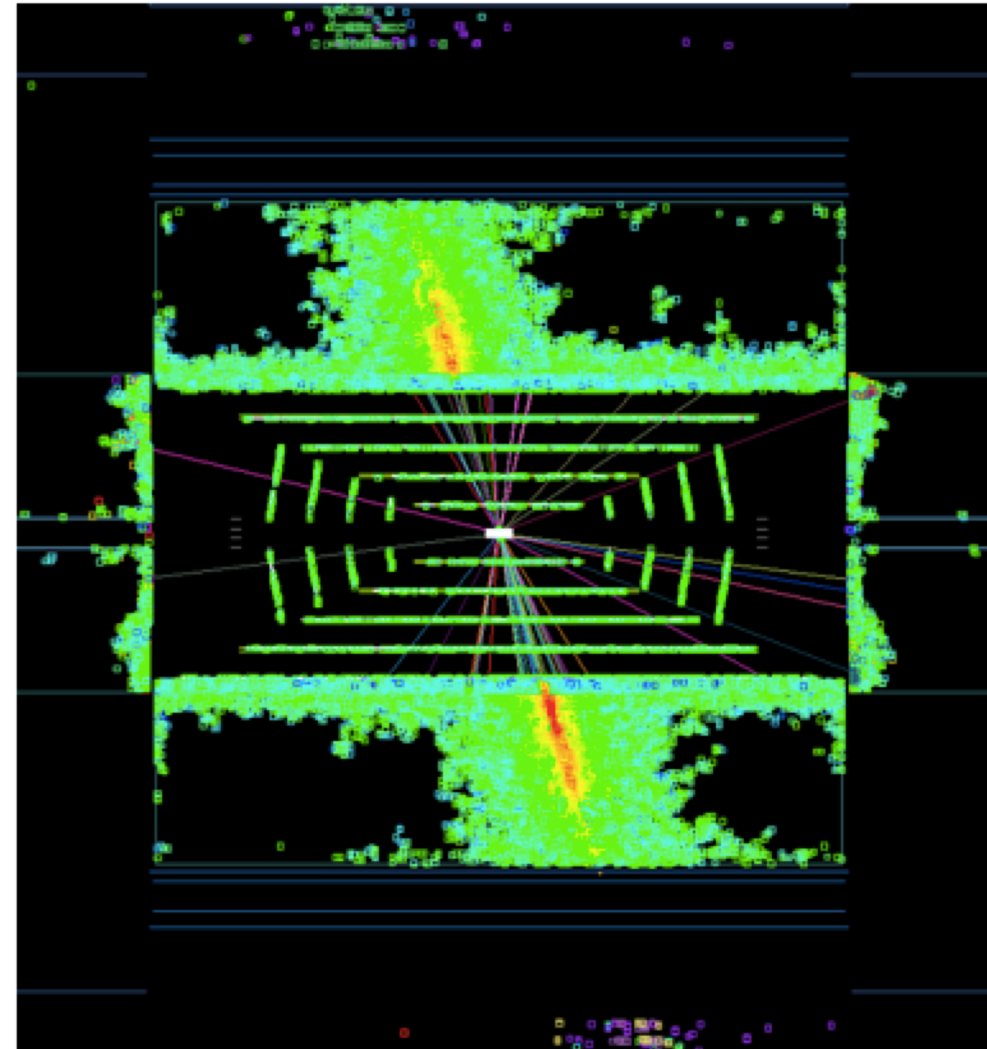

With contributions from:

A.Kotwal (Fermilab/Duke), L.Gray (Fermilab), J.Strube (PNNL), N.Tran (Fermilab), S. Yu (NCU), S.Sen (Duke), J.Repond (ANL), J.McCormick (SLAC), J.Proudfoot (ANL), A.M.Henriques Correia (CERN), C.Solans (CERN), C.Helsens (CERN)

GEANT Simulation of Scintillator / Iron HCAL and Silicon Tracker

5 TeV hadronic $W \rightarrow$ dijet decay with 4 cm x 4 cm scintillator readout

Background simulation in progress, will investigate different pad sizes and higher p_T



Generated on OSG by S. Chekanov

GEANT Simulation of Silicon/Tungsten EM Calorimeter

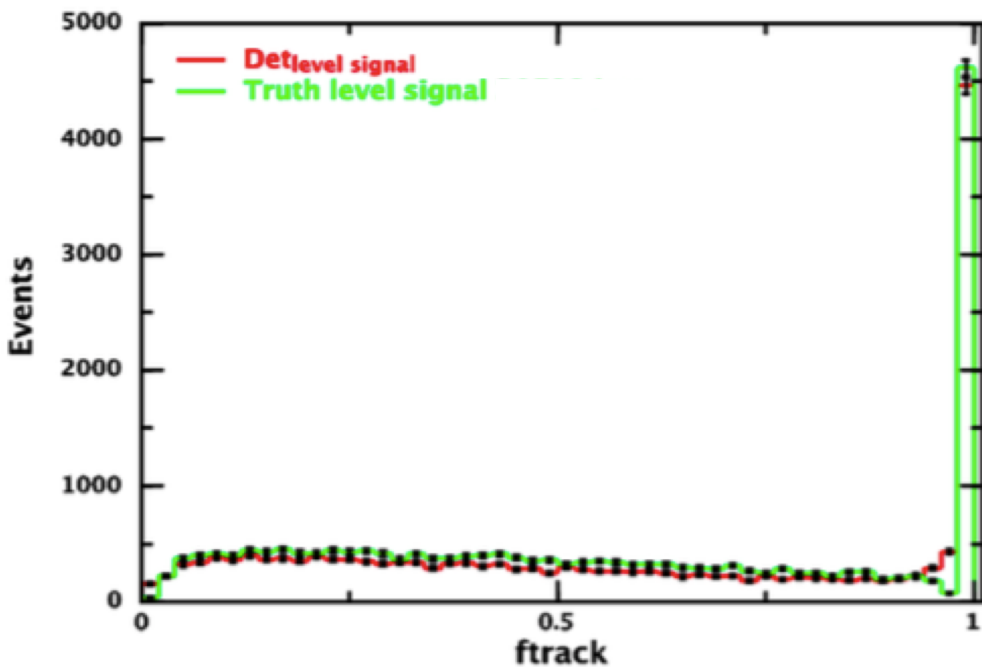
500 GeV hadronic τ -lepton decays with 4mm x 4mm silicon pads

Background simulation in progress, will investigate larger pad sizes and higher p_T

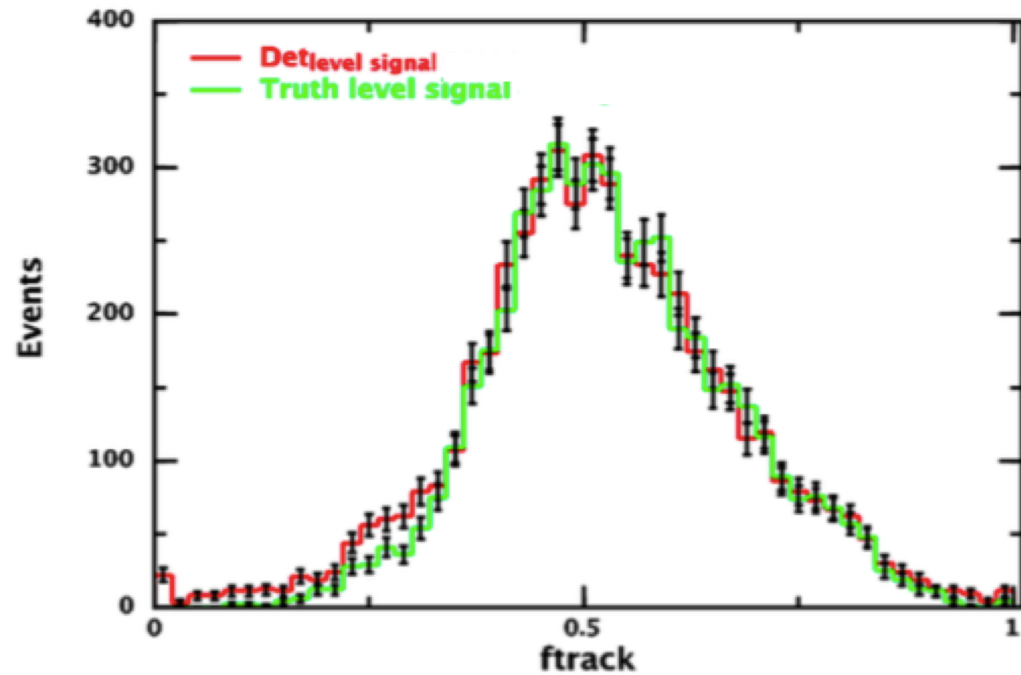
f_{track} (leading track momentum fraction)

$$= (\text{pT of highest pT track in core region } (\Delta R < \text{core})) / (\text{Total } E_T \text{ deposited in } \Delta R < \text{core})$$

core = 0.1



1 prong

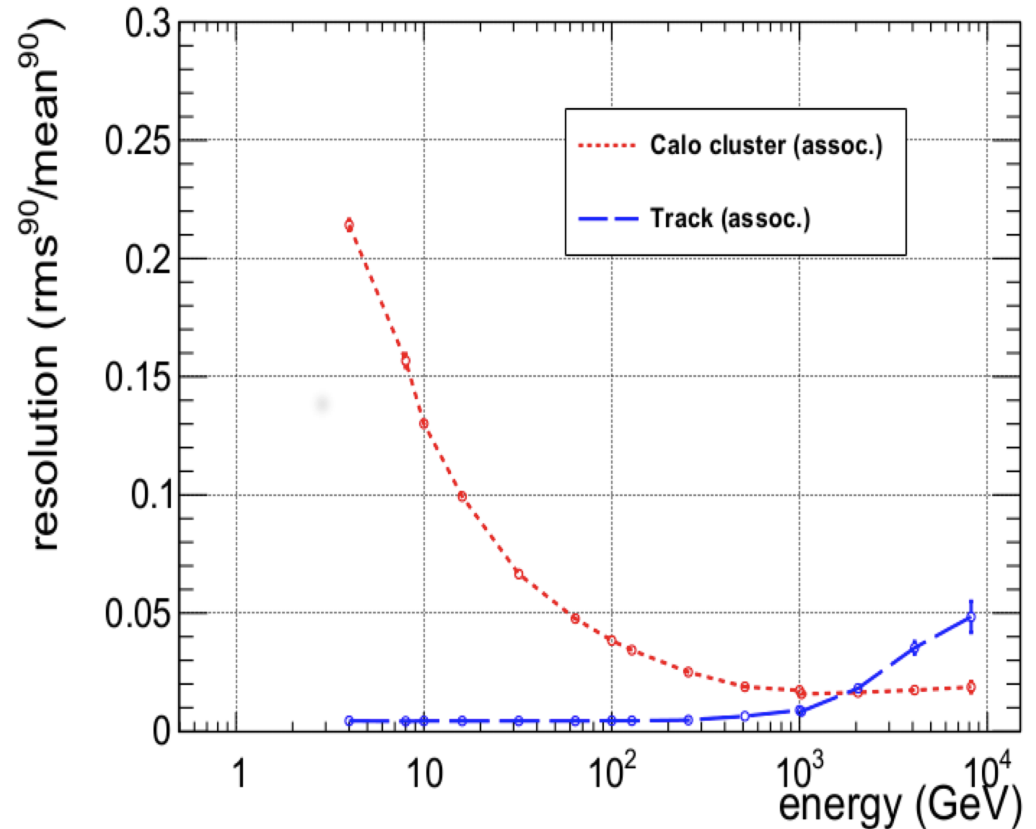
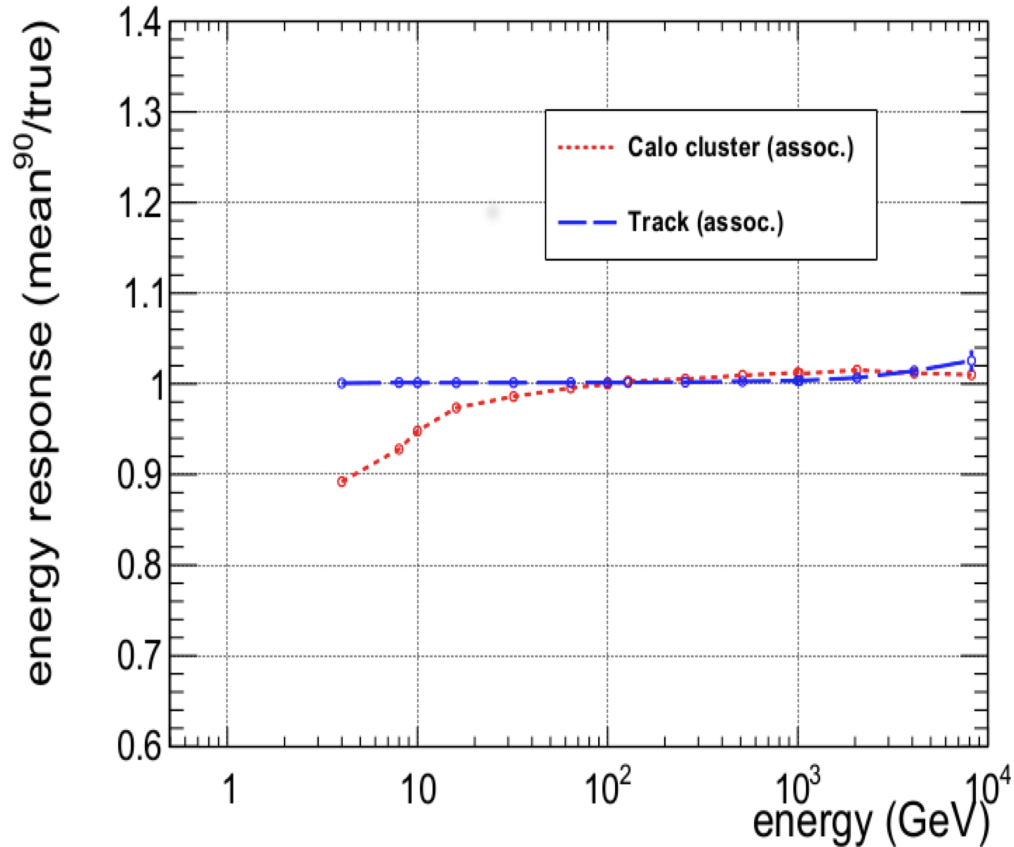


3 prong

Analysis by Sourav Sen (Duke graduate student)

GEANT Simulation of Scintillator / Iron HCAL

Single pion response and resolution



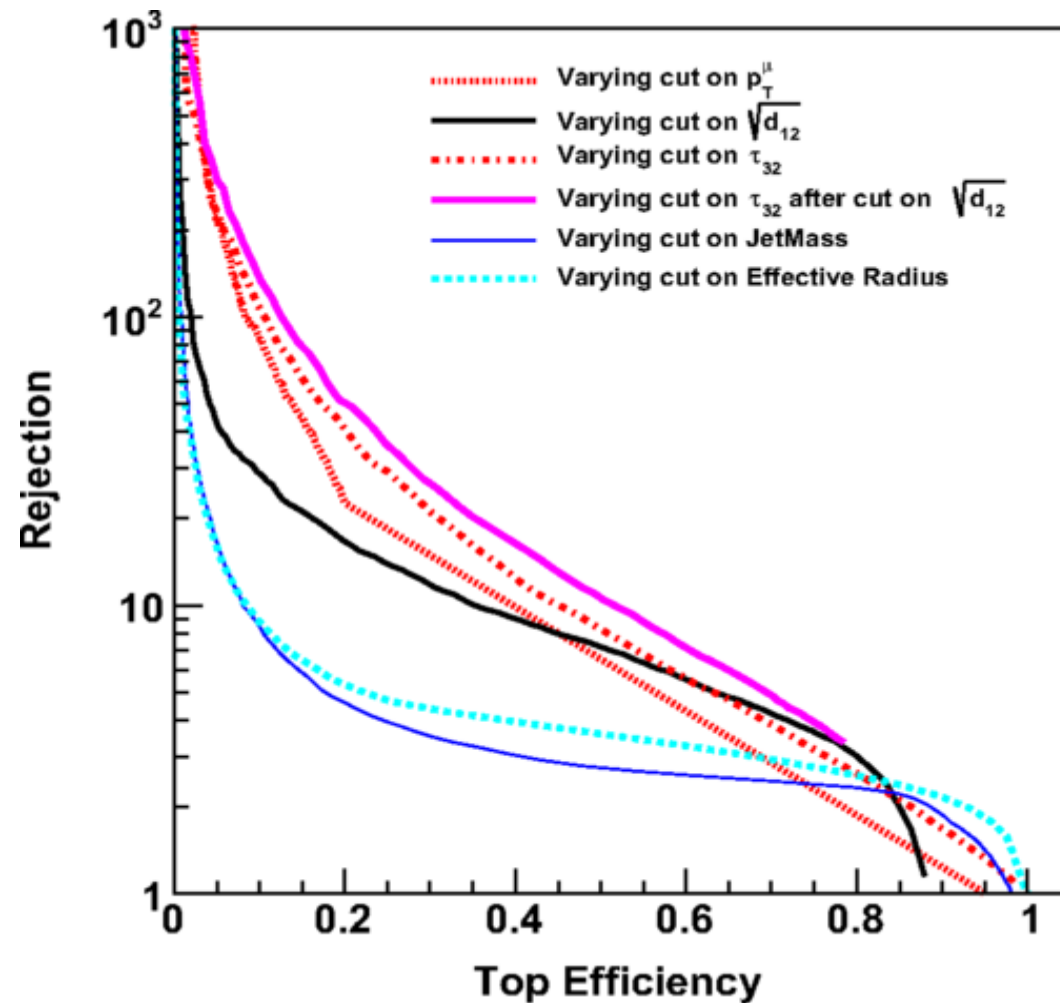
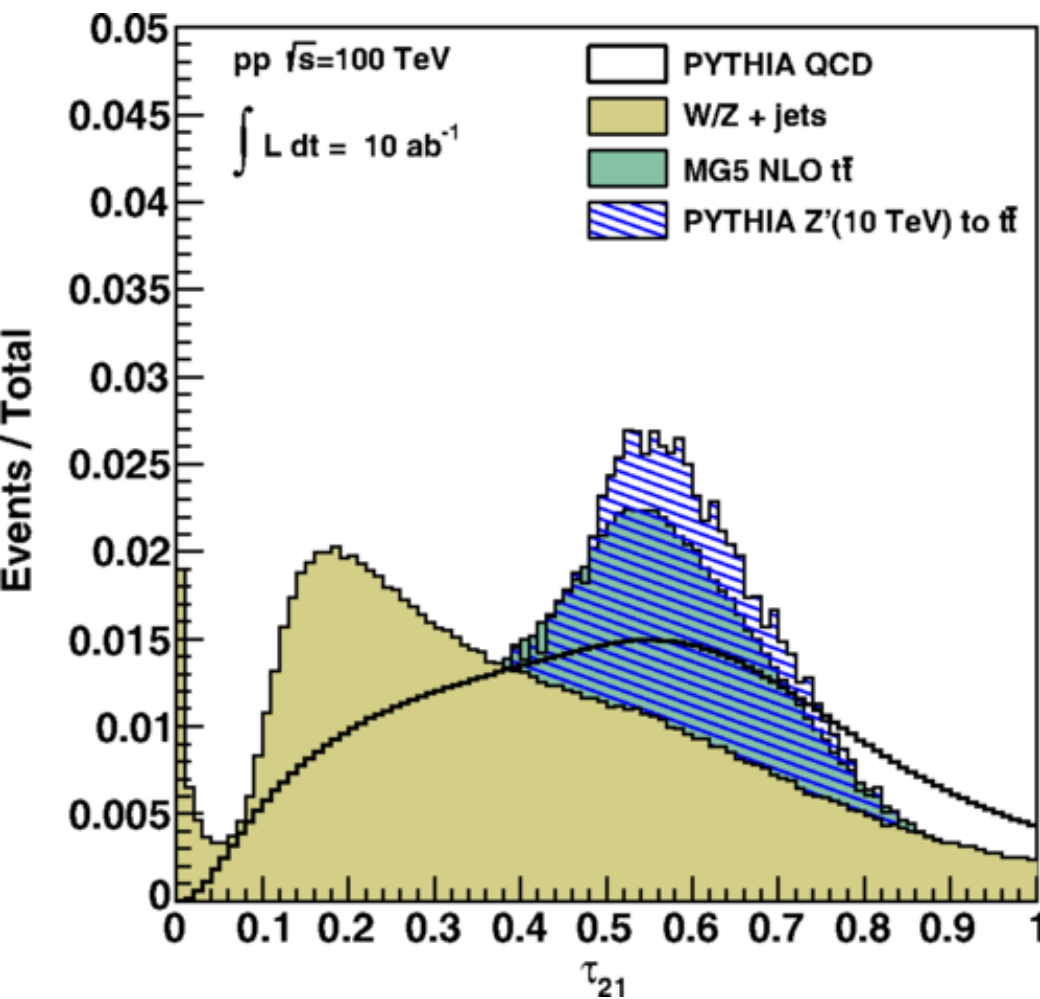
- Analysis by Nhan Tran → now looking at two-particle separating power *versus* granularity
- First look at boosted object discriminating variables
- Targeting NIM paper

Granularity Requirements for Boosted Top Quarks

Sensitivity to new high-mass states decaying to $t\bar{t}$ at a 100 TeV collider

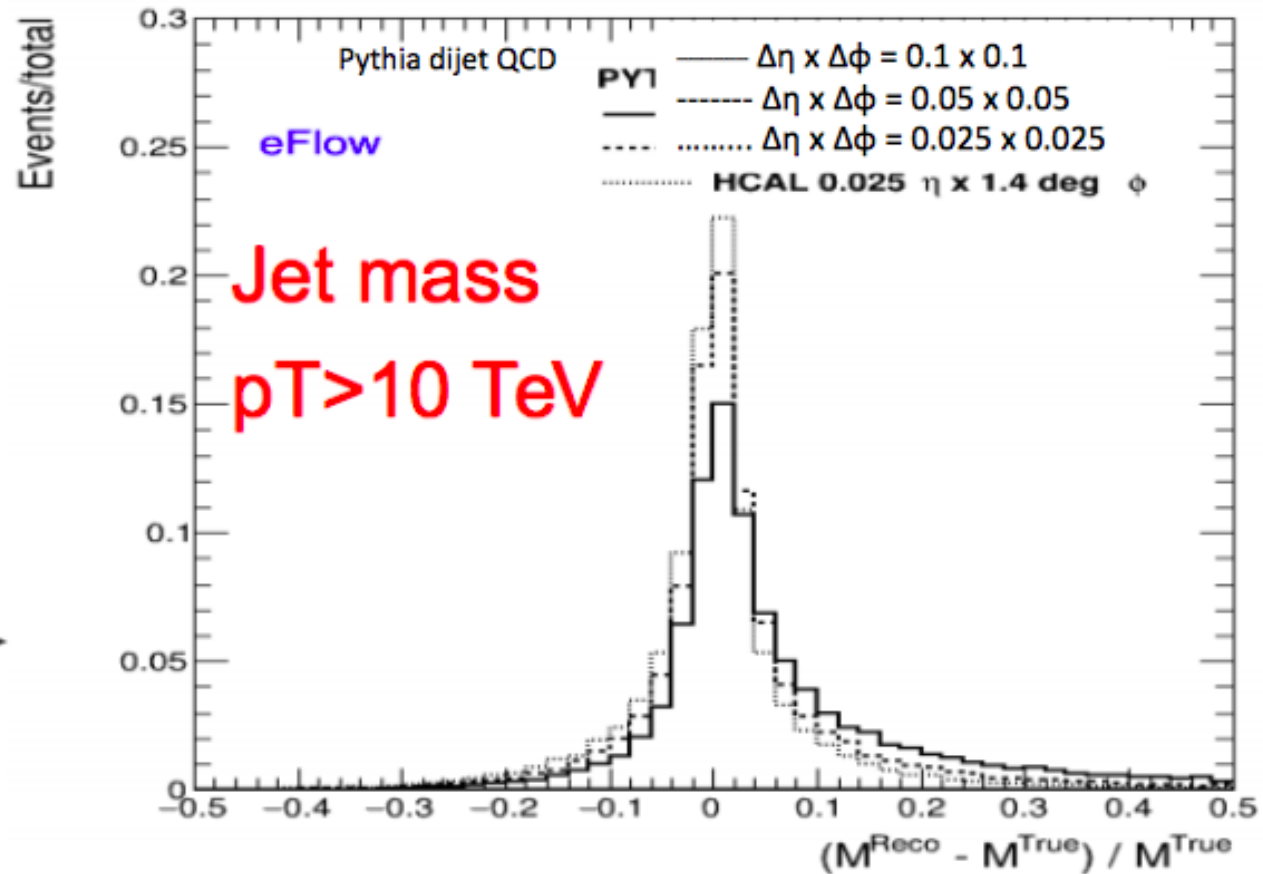
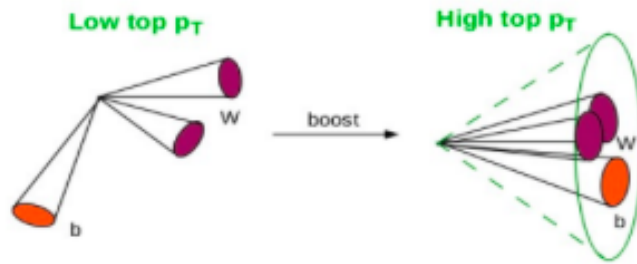
B. Auerbach, S. Chekanov, J. Love, J. Proudfoot, and A. V. Kotwal
Phys. Rev. D **91**, 034014 – Published 17 February 2015

20 TeV colored resonances discoverable



Effect of HCAL transversal segmentation on jet sub-structure

Delphes+HepSim S. Chekanov

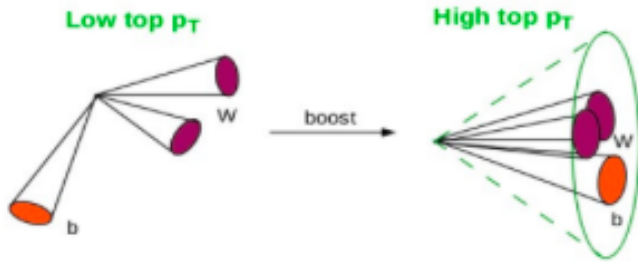


- Improve σ_m of sub-jettiness variables compared to $\Delta\eta \times \Delta\phi = 0.1 \times 0.1$ for high P_T jets by:
 - 80% for $\Delta\eta \times \Delta\phi = 0.05 \times 0.05$
 - 120% for $\Delta\eta \times \Delta\phi = 0.025 \times 0.025$

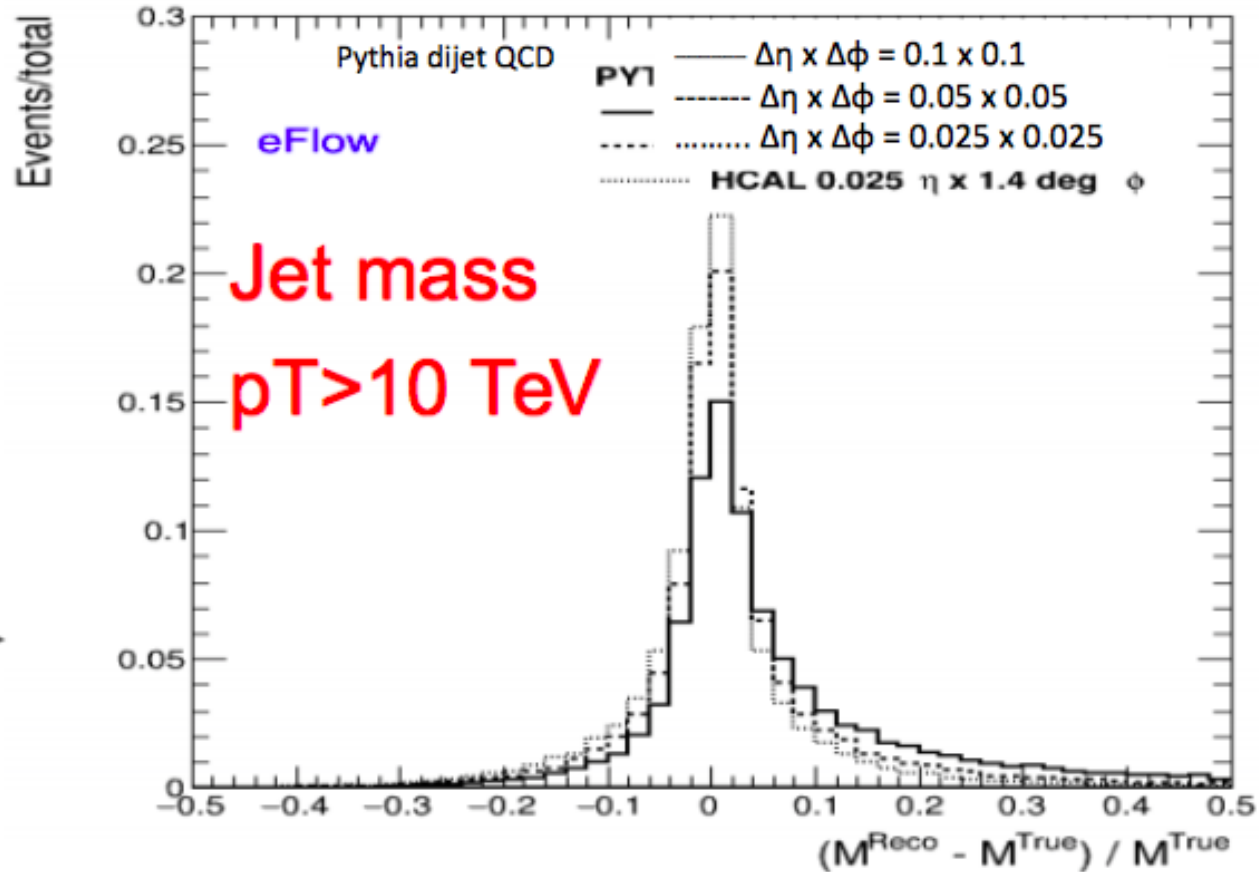
Need at least 2-4 times better granularity than ATLAS/CMS $\Delta\eta \times \Delta\phi = 0.1 \times 0.1 \rightarrow 0.025 \times 0.025$

Effect of HCAL transversal segmentation on jet sub-structure

Delphes+HepSim S. Chekanov



Tile Calorimeter geometry
proposed: arXiv:1604.01415
Carli *et al*

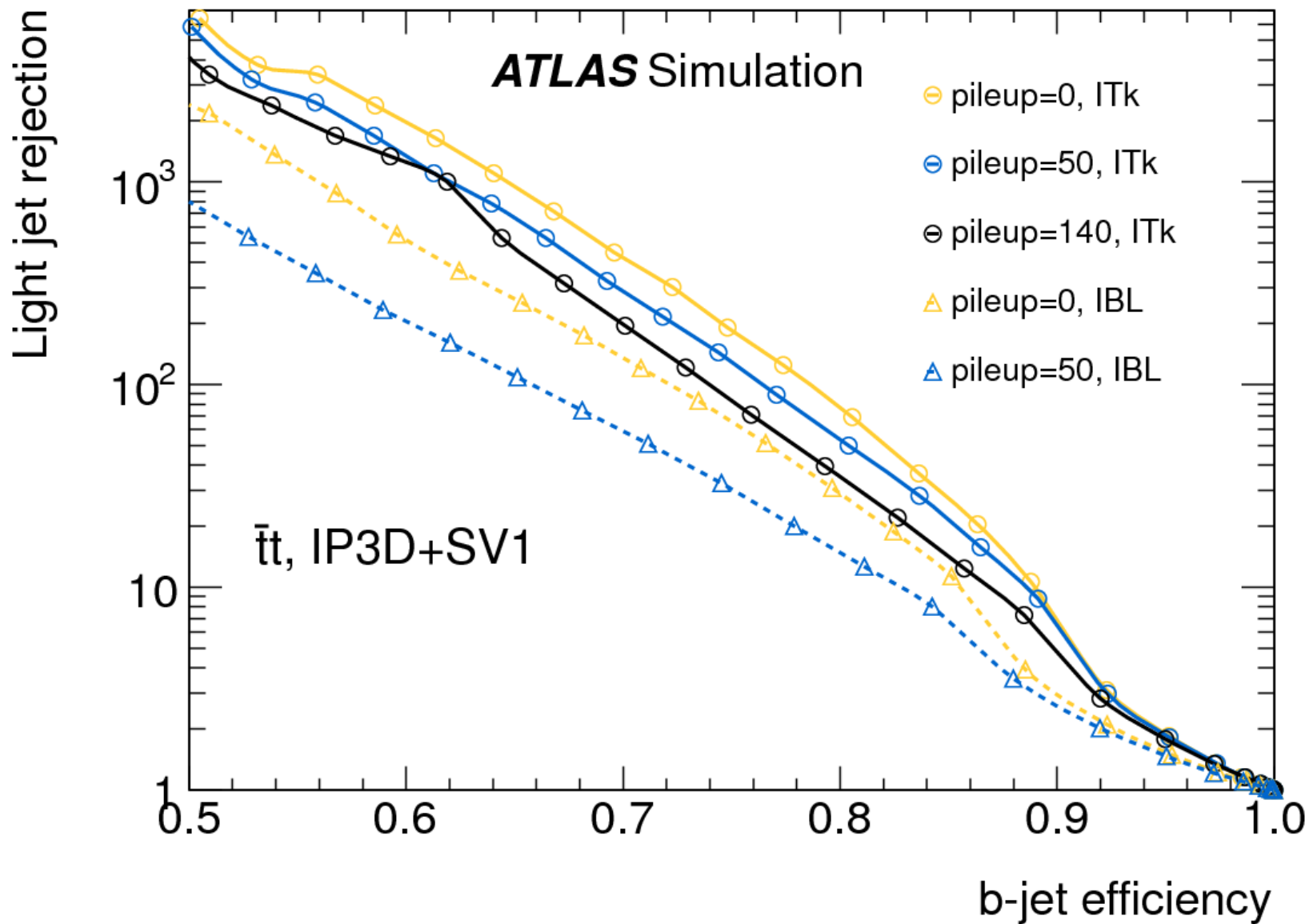


- Improve σ_m of sub-jettiness variables compared to $\Delta\eta \times \Delta\phi = 0.1 \times 0.1$ for high P_T jets by:
 - 80% for $\Delta\eta \times \Delta\phi = 0.05 \times 0.05$
 - 120% for $\Delta\eta \times \Delta\phi = 0.025 \times 0.025$

Need at least 2-4 times better granularity than ATLAS/CMS $\Delta\eta \times \Delta\phi = 0.1 \times 0.1 \rightarrow 0.025 \times 0.025$

b-tagging

b-tagging Design Performance for HL-LHC



IBL = current,

ITk = HL-LHC design (3 → 4 pixel layers, smaller pixels)

b-tagging

- FCC stage 1 plans to deliver $\sim 3 \text{ ab}^{-1}$
 - Similar conditions as HL-LHC, pileup ~ 200 at 25 ns bunch crossing
- FCC stage 2 plans to deliver $\sim 15 \text{ ab}^{-1}$
 - Pileup ~ 1000
 - or 5 ns bunch crossing? If very fast detectors have no out-of-time pileup
- Need to achieve same *b*-tagging performance in higher-density environments
 - Highly boosted top quarks and Higgs bosons from heavy resonance decays
 - Width of b-jet ~ 300 microns at 2 cm radius
 - Need to resolve tracks with factor x5 higher local density than LHC

Forward rapidity coverage

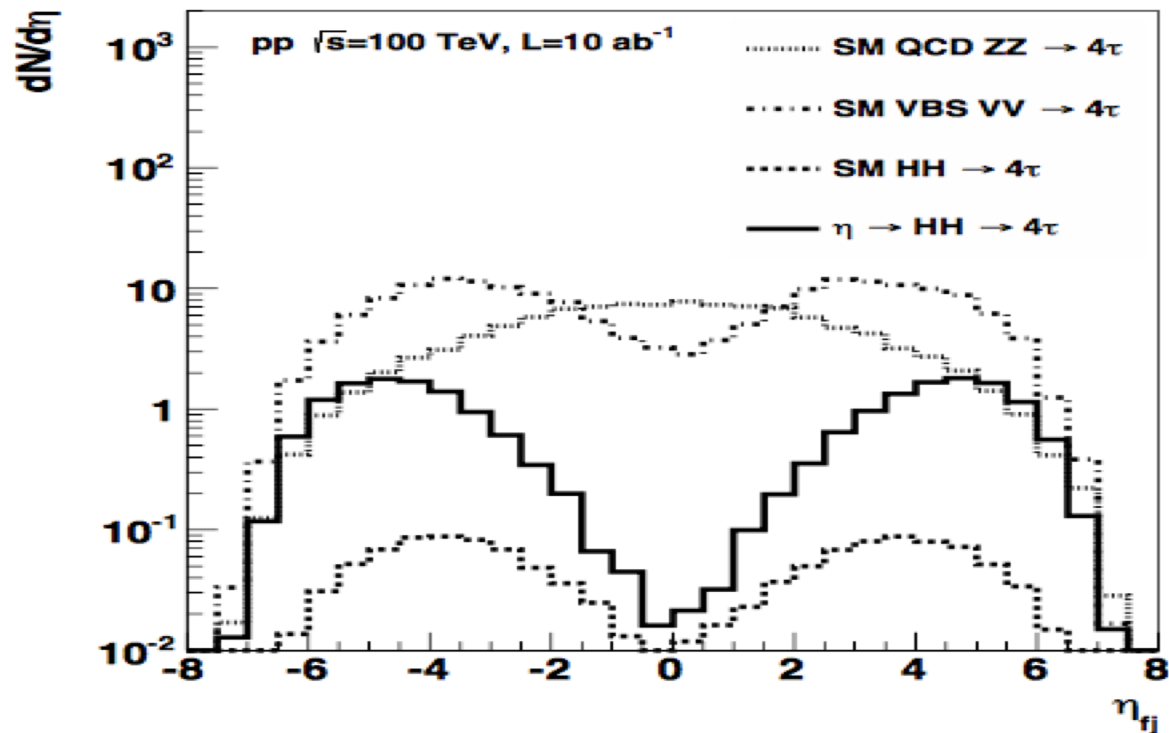
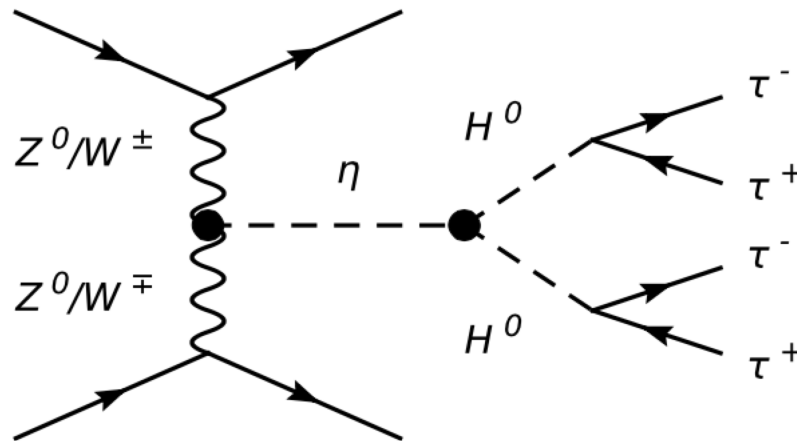
Why is the Higgs Boson So Light?

- Old idea: Higgs doublet (4 fields) is a Goldstone mode generated from the spontaneous breaking of a larger global symmetry
 - Higgs boson and W_L, Z_L are all Goldstone bosons from, eg. Spontaneously breaking global $SO(5) \rightarrow SO(4)$
 - Examples: Holographic Higgs, Little Higgs models...
 - Electroweak vev “ v ” is small compared to $SO(5)$ breaking scale “ f ”
- Vector boson scattering topology
 - Quarks emit longitudinal vector bosons which interact with new (presumably strong) dynamics
 - Quarks scatter by small angle in the forward direction

Longitudinal Vector Boson Scattering

Double Higgs Boson Production in the 4τ Channel from Resonances in Longitudinal Vector Boson Scattering at a 100 TeV Collider

AVK, S. Chekanov, M. Low
Phys.Rev. D91 (2015) 114018



(a) The pseudo-rapidity distributions of the forward jets.

Forward Jet Coverage for Longitudinal VBS

$$V_L V_L \rightarrow \eta \rightarrow HH$$

AVK, S. Chekanov, M. Low

TABLE II. 5σ discovery mass reach for the $\eta \rightarrow HH \rightarrow 4\tau$ resonance, at a pp collider with $\sqrt{s} = 100$ TeV and $\mathcal{L} = 10 \text{ ab}^{-1}$, for various cuts values on minimum p_T of the forward jets. The fractional width of the η resonance is set to $\Gamma/M = 20\%$.

p_T^{min} (GeV)	30	50	70	90	110
m_η (TeV)	3.53	2.90	2.35	1.92	1.56

- Lower p_T threshold on forward tagging jets is preferred
- Reject pileup jets with good tracking in forward direction
- Resolve overlapping pileup jets with higher granularity / spatial resolution (*a la* CMS high-granularity endcap calorimeter for HL-LHC)

Vector Boson Scattering

Double Higgs Boson Production in the 4τ Channel from Resonances in Longitudinal Vector Boson Scattering at a 100 TeV Collider

AVK, S. Chekanov, M. Low
Phys.Rev. D91 (2015) 114018

TABLE III. 5σ discovery mass reach for the $\eta \rightarrow HH \rightarrow 4\tau$ resonance, at a pp collider with $\sqrt{s} = 100$ TeV and $\mathcal{L} = 10 \text{ ab}^{-1}$, for various cuts values on the maximum rapidity (y) of the forward jets. The fractional width of the η resonance is set to $\Gamma/M = 20\%$.

y^{max}	8	7	6	5	4
m_η (TeV)	2.9	2.9	2.81	2.42	1.75

Want jet rapidity coverage up to 6 at least

Vector Boson Scattering

Double Higgs Boson Production in the 4τ Channel from Resonances in Longitudinal Vector Boson Scattering at a 100 TeV Collider

AVK, S. Chekanov, M. Low

Phys.Rev. D91 (2015) 114018

Scaling behavior of sensitivity with integrated luminosity and collider energy

$$m_{\eta}^{5\sigma} \propto \mathcal{L}^{\alpha}$$

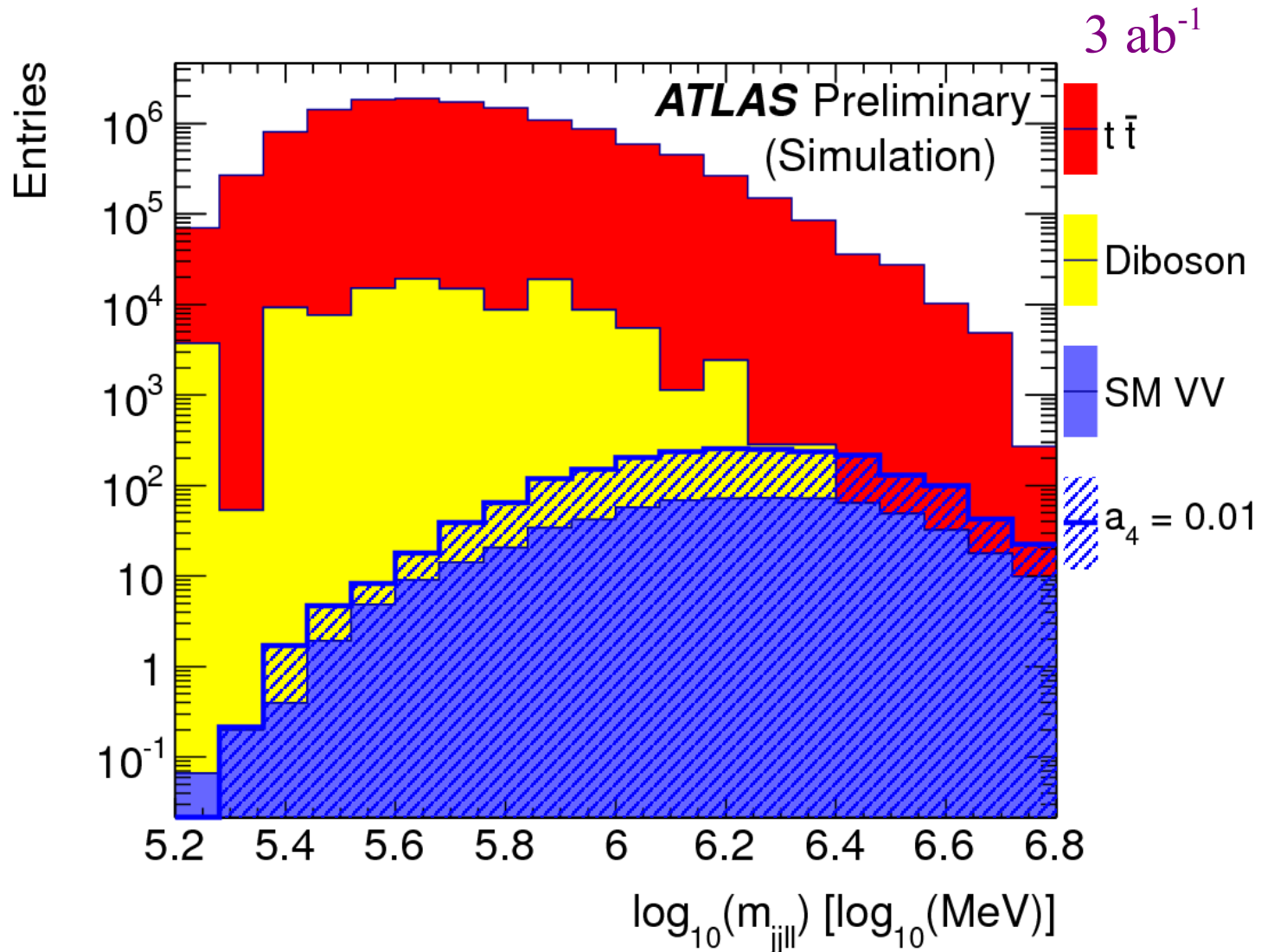
$$m_{\eta}^{5\sigma} \propto (\sqrt{s})^{\beta}$$

Find approximate scaling coefficients (with some dependence on resonance width)

Factor of 10 more luminosity: 50% higher mass reach

Doubling of collider energy: 40% higher mass reach

$VV \rightarrow WW$ Scattering



For W^+W^- final state in VBS, $t\bar{t}$ background is problematic
Forward b -tagging can veto $t\bar{t}$ to reduce it to a manageable level

Timing

Collider Luminosity and Sensor Timing

Luminosity is a measure of how often protons get close enough to interact



$$L = f \frac{n_1 n_2}{4\pi s_x s_y}$$

f = beam crossing frequency

n = protons/bunch

s = transverse beam size

$L \sim 10^{34}$ crossings/cm²/sec



50 ns → 25 ns at LHC

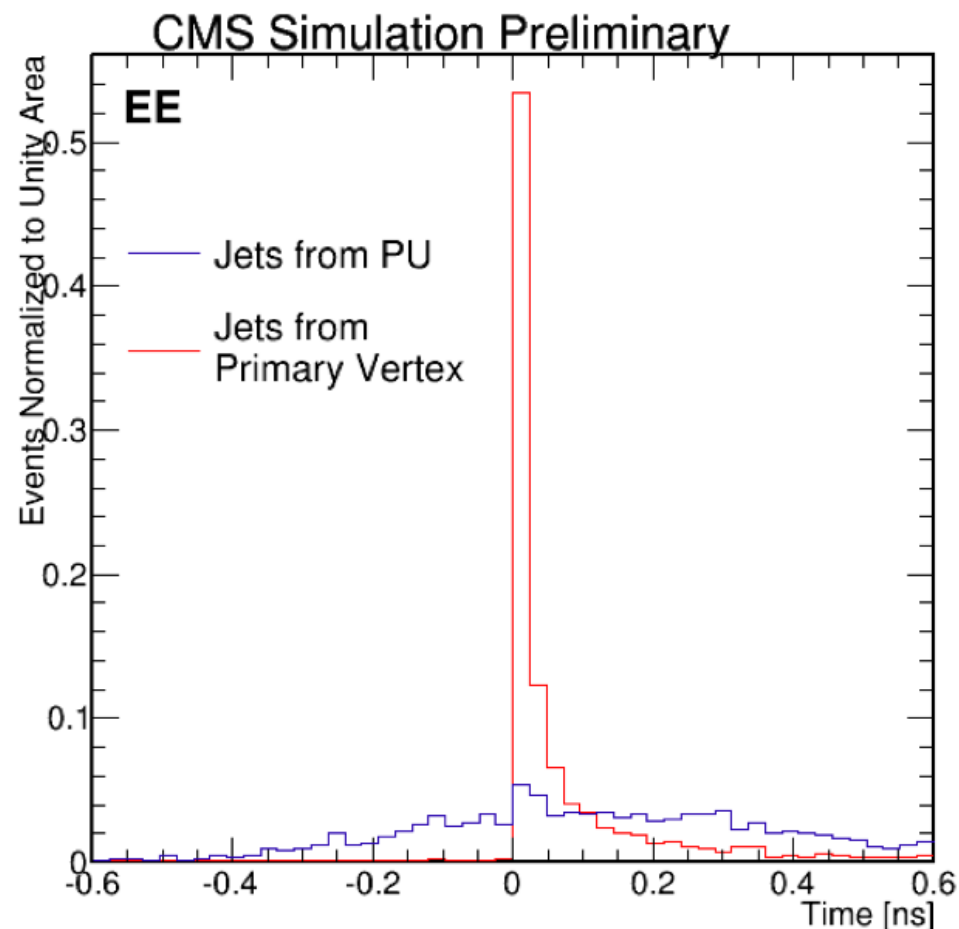
Reducing pileup by reducing n requires increasing $f \Rightarrow$ faster detectors

5 ns option to be considered

Beam power increases in inverse proportion to crossing time (unless s reduced)

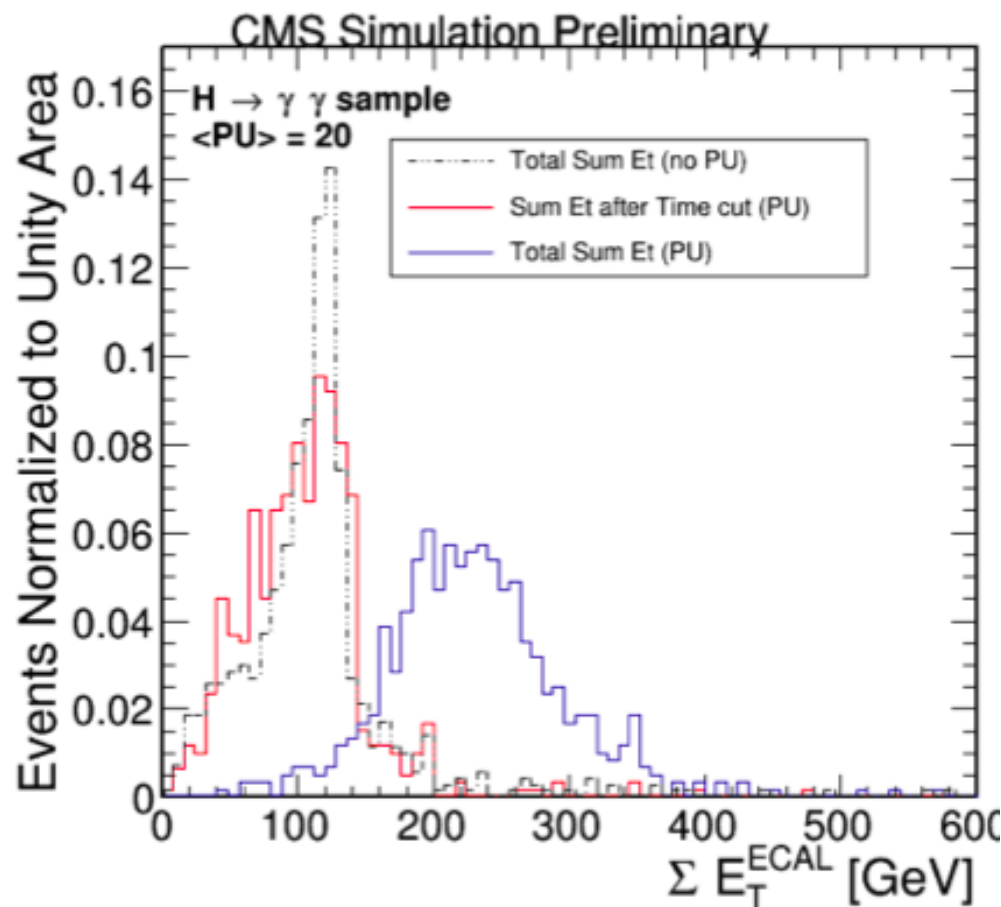
ECAL CLEAN-UP USING TIMING

- **Effect of timing cut** on ΣE_T^{ECAL} variable
 - sum of all ECAL hits with $E > 1\text{ GeV}$.
- $O(30\text{ ps})$ resolution detector simulated
- Require ECAL timing (time-of-flight subtracted) within a **90 ps window**
- Most of the **PU extra energy gone**
 - able to almost recover no PU conditions
- Timing-based selection looks **promising for high PU environment**



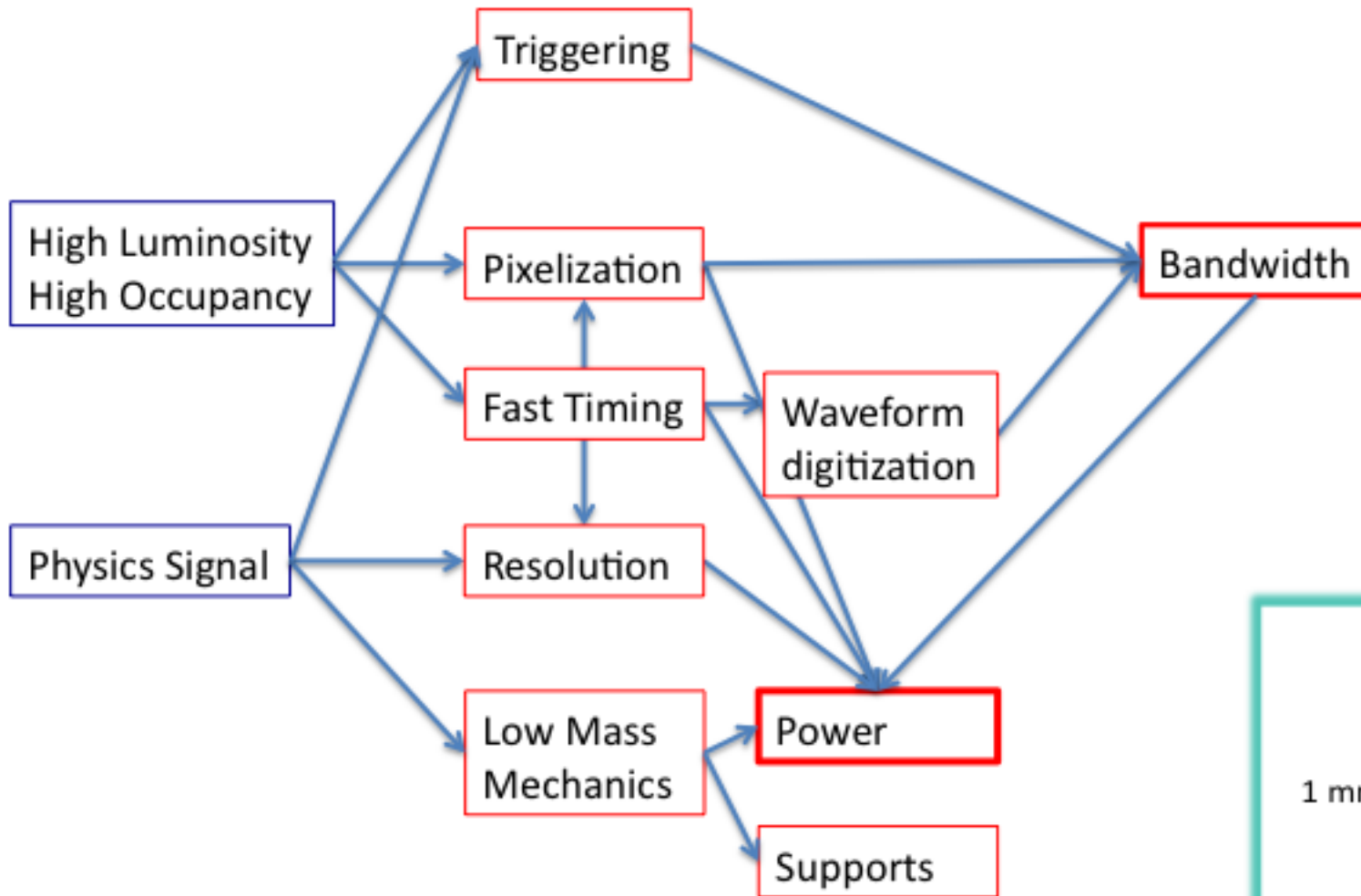
ECAL CLEAN-UP USING TIMING

- **Effect of timing cut** on ΣE_T^{ECAL} variable
 - sum of all ECAL hits with $E > 1$ GeV.
- $O(30 \text{ ps})$ resolution detector simulated
- Require ECAL timing (time-of-flight subtracted) within a **90 ps window**
- Most of the **PU extra energy gone**
 - able to almost recover no PU conditions
- Timing-based selection looks **promising for high PU environment**

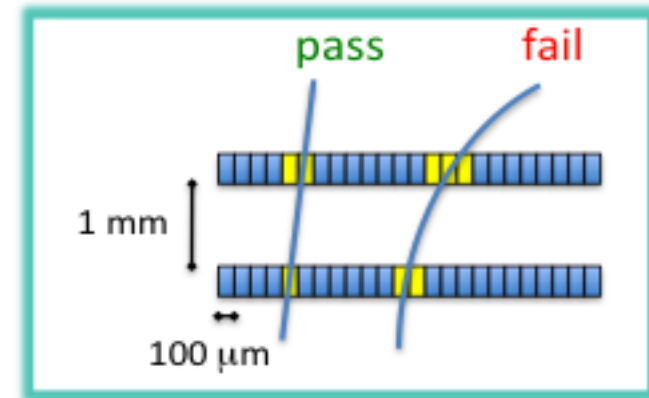


Summary

Whole Picture – The Drivers



Track triggering



R. Lipton

Radiation damage:

0.01 ab^{-1} (Tevatron) \rightarrow 0.3 ab^{-1} (LHC) \rightarrow 3 ab^{-1} (HL-LHC) \rightarrow 15 ab^{-1}

Summary

- Entering new regime on detector design and technology
- Completion of the Standard Model and its consistency with all data implies
 - Energy scale of new physics is less well-defined now than when LHC was designed
 - We must prepare for a broader range of possible new physics
 - Specialized, targeted detectors risky as target signatures are unconstrained
 - Prudent to continue CDF & D0 (Run 2), ATLAS & CMS general-purpose detector philosophy
- Detectors will need to be more capable on all fronts
 - Faster
 - Larger dynamic range
 - Much higher resolution
 - Much higher granularity
 - Much more forward-detection capability
 - Much higher bandwidth, smarter triggers
- HL-LHC upgrade will provide experience and insights, but need to look beyond

Physics Case Studies and Seminars in US

- Biweekly Seminar + Brainstorming Session Thursday 1 PM CST via ReadyTalk/Indico on some “hot topic” relevant for FCC-*hh*
 - Announcement on Fermilab Today / Labwide Calendar & Mailing list
 - VLHCPHYSICS@fnal.gov (or email me at kotwal@fnal.gov)
- Theme workshop series
 - Dark Matter (December 4-6, 2015 @ Fermilab)
 - Electroweak Baryogenesis (September 17-19, 2015 @ Univ. Mass Amherst)
 - New Symmetries
 - High-Granularity Calorimetry...
- Resources:
 - Full analysis chain available for MADGRAPH + PYTHIA showering → Ntuples → repository → C++ analysis code
 - Argonne HEP analysis cluster for CPU and Ntuple storage
 - Quick ramp-up for anyone to pursue any model and channel of interest
 - Need experimentalists with analysis experience collaborating with theorists

backup

Origin of Baryon Asymmetry

POSSIBLE EXPLANATIONS...

$$\frac{n_B - n_{\bar{B}}}{n_\gamma} \sim 10^{-9} \text{ (from BBN)}$$

⇒ **Baryogenesis at EW Scale** → **TESTABLE!**

⇒ ...

SAKHAROV CONDITIONS (for dynamical generation of baryon asymmetry)

B Violation ✓ *Sphalerons*

V. A. Kuzmin, V. A. Rubakov, M. Shaposhnikov, Phys. Lett. B155 (1985) 36

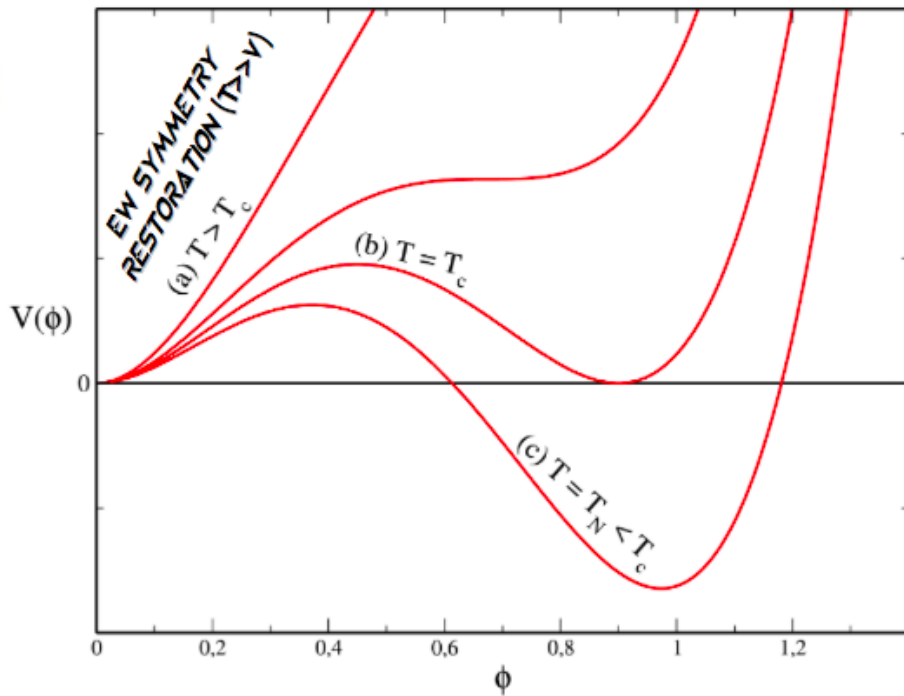
C/CP Violation ✗ *not enough*

Departure from Thermal Equilibrium ✗ *not enough*

Baryon Asymmetry and Electroweak Phase Transition

1st Order:

$\langle \phi \rangle = 0 \rightarrow \langle \phi \rangle = \phi(T)$ Discontinuous

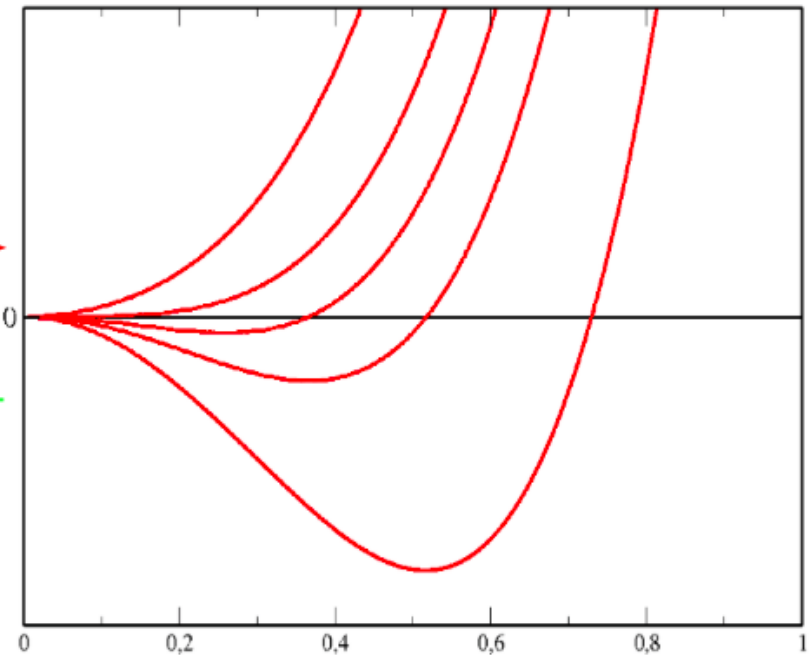


2nd Order:

$\langle \phi \rangle = 0 \rightarrow \langle \phi \rangle = \phi(T)$ Continuous

LARGER M_H

NEW BOSONS

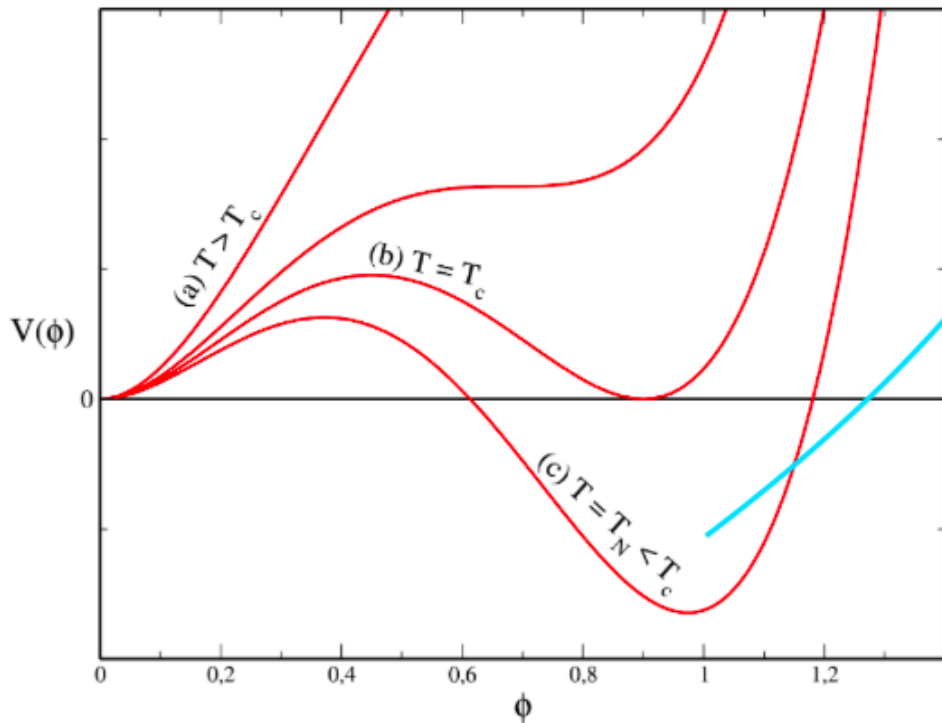


In the SM ($m_h = 125$ GeV) EW Phase Transition Smooth CrossOver
K. Kajantie, M. Laine, K. Rummukainen, M. Shaposhnikov, Phys. Rev. Lett. 77 (1996) 2887

Baryon Asymmetry and Electroweak Phase Transition

1st Order:

$\langle \phi \rangle = 0 \rightarrow \langle \phi \rangle = \phi(T)$ Discontinuous

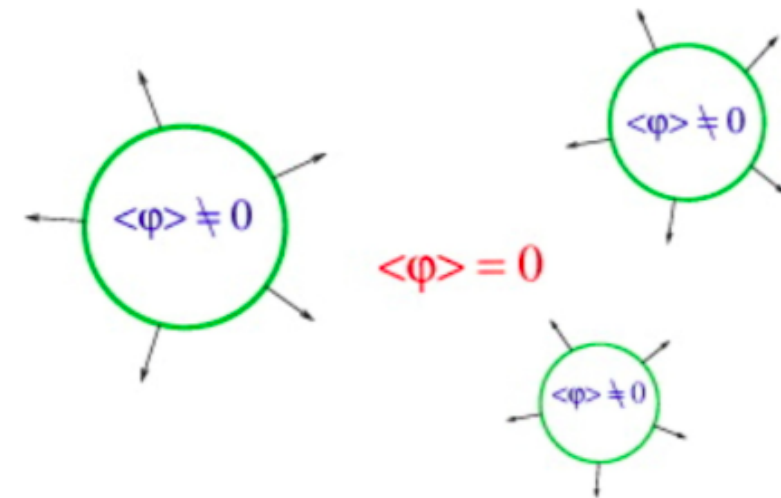


Nucleation of True Vacuum Bubbles
(in False Vacuum Sea)

J. S. Langer, Ann. Phys. 54 (1969) 258

S. R. Coleman, Phys. Rev. D 15 (1977) 2929

A. D. Linde, Nucl. Phys. B 216 (1983) 421

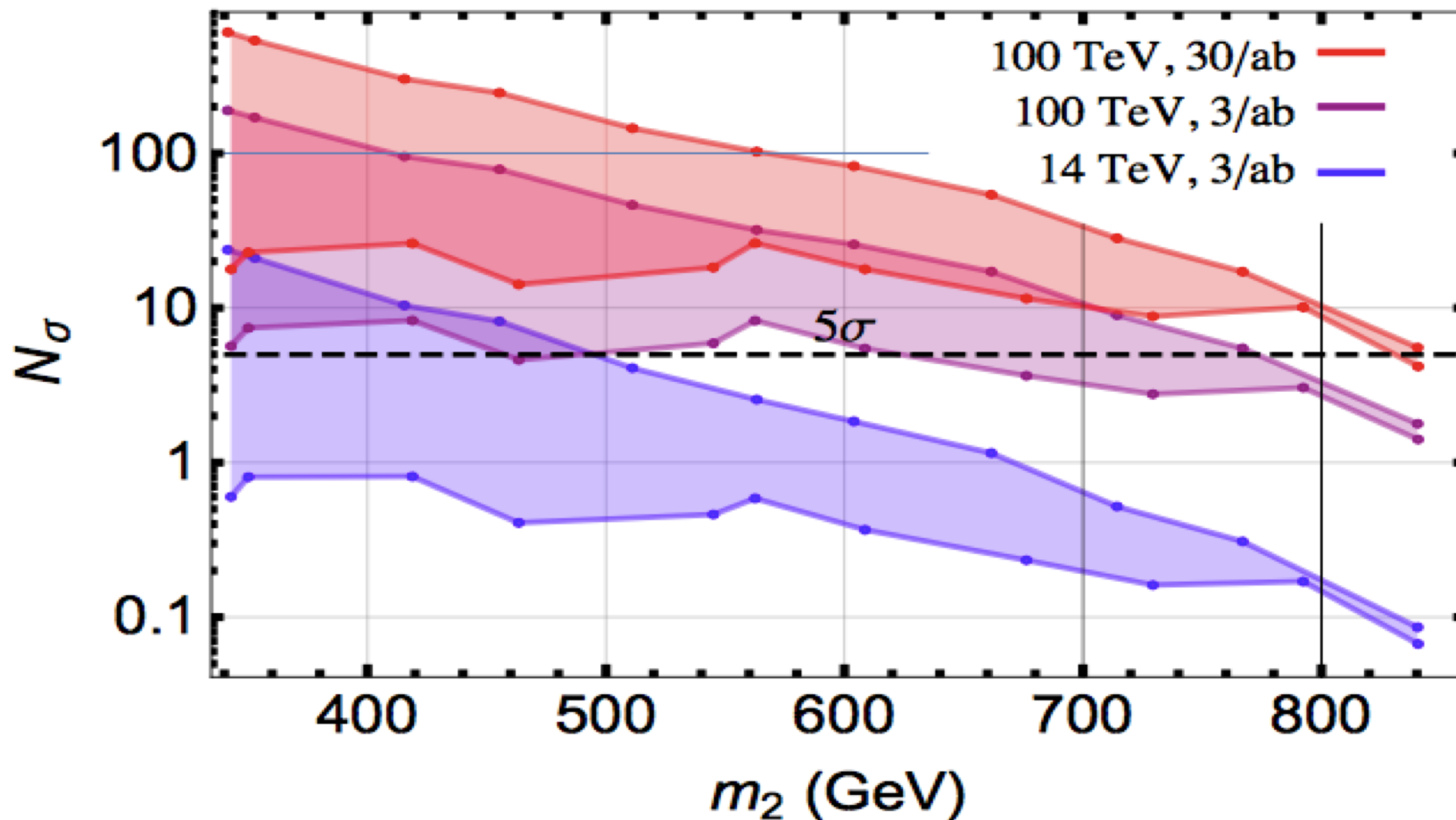


SUDDEN CHANGE IN HIGGS VEV

Inducing First-Order Electroweak Phase Transition

$$V(H, S) = -\mu^2 (H^\dagger H) + \lambda (H^\dagger H)^2 + \frac{a_1}{2} (H^\dagger H) S \\ + \frac{a_2}{2} (H^\dagger H) S^2 + \frac{b_2}{2} S^2 + \frac{b_3}{3} S^3 + \frac{b_4}{4} S^4$$

$S \rightarrow HH \rightarrow \gamma\gamma bb$ and 4τ



(AVK, P. Winslow,
J. M. No,
M. J. Ramsey-Musolf,
arXiv:1605.06123)

Discovery potential across entire parameter space with next collider