

Heat Loads On The LSS Beam Screens

Bunch length 1.3 ns

Giovanni Iadarola
Elias Metral
Giovanni Rumolo

CERN - Geneva, Switzerland

LSS heat load tables

LSS L1

Name	Length	Field config.	Chamber	Impedance (T_BS=20 K)	e-cloud (SEY=1.3/1.1)	Total (SEY=1.3/1.1)
D2L1	13.2 m		BSHL_D2	2.4 W	219.0/7.4 W	221.4/9.9 W
MBRD.4L1.B1	7.8 m	dip	BSHL_D2	1.5 W	107.8 W/0.0 W	
MCBRDH.4L1.B1	1.8 m	dip	BSHL_D2	0.3 W	24.9 W/0.0 W	
MCBRDV.4L1.B1	1.8 m	dip	BSHL_D2	0.3 W	24.8 W/7.3 W	
Drifts	1.8 m	drift	BSHL_D2	0.3 W	61.6 W/0.1 W	
Q4L1	9.0 m		BSHL_Q4	2.1 W	148.7/11.5 W	150.8/13.6 W
MQYY.4L1.B1	3.8 m	quad	BSHL_Q4	1.0 W	102.3 W/0.1 W	
MCBYH.4L1.B1	1.8 m	dip	BSHL_Q4	0.4 W	23.1 W/5.6 W	
MCBYV.4L1.B1	1.8 m	dip	BSHL_Q4	0.4 W	23.0 W/5.6 W	
Drifts	1.6 m	drift	BSHL_Q4	0.3 W	0.3 W/0.2 W	
Q5L1	8.7 m		BSMQ_2	2.8 W	114.5/0.5 W	117.4/3.3 W
MQY.5L1.B1	3.4 m	quad	BSMQ_2	1.2 W	99.5 W/0.1 W	
MCBYV.A5L1.B1	0.9 m	dip	BSMQ_2	0.3 W	5.7 W/0.0 W	
MCBYH.5L1.B1	0.9 m	dip	BSMQ_2	0.3 W	3.4 W/0.0 W	
MCBYV.B5L1.B1	0.9 m	dip	BSMQ_2	0.3 W	5.7 W/0.0 W	
Drifts	2.6 m	drift	BSMQ_2	0.8 W	0.3 W/0.3 W	
Q6L1	6.9 m		BSMQ_1	3.6 W	112.7/0.3 W	116.2/3.9 W
MQML.6L1.B1	4.8 m	quad	BSMQ_1	2.5 W	112.5 W/0.1 W	
MCBCH.6L1.B1	0.9 m	dip	BSMQ_1	0.5 W	0.0 W/0.0 W	
Drifts	1.2 m	drift	BSMQ_1	0.6 W	0.2 W/0.2 W	
Total LSS						605.8/30.7 W

LSS R1

Name	Length	Field config.	Chamber	Impedance (T_BS=20 K)	e-cloud (SEY=1.3/1.1)	Total (SEY=1.3/1.1)
D2R1	13.2 m		BSHL_D2	2.4 W	219.0/7.4 W	221.4/9.9 W
MBRD.4R1.B1	7.8 m	dip	BSHL_D2	1.5 W	107.8 W/0.0 W	
MCBRDH.4R1.B1	1.8 m	dip	BSHL_D2	0.3 W	24.9 W/0.0 W	
MCBRDV.4R1.B1	1.8 m	dip	BSHL_D2	0.3 W	24.8 W/7.3 W	
Drifts	1.8 m	drift	BSHL_D2	0.3 W	61.6 W/0.1 W	
Q4R1	9.0 m		BSHL_Q4	2.1 W	148.7/11.5 W	150.8/13.6 W
MQYY.4R1.B1	3.8 m	quad	BSHL_Q4	1.0 W	102.3 W/0.1 W	
MCBYYH.4R1.B1	1.8 m	dip	BSHL_Q4	0.4 W	23.1 W/5.6 W	
MCBYYV.4R1.B1	1.8 m	dip	BSHL_Q4	0.4 W	23.0 W/5.6 W	
Drifts	1.6 m	drift	BSHL_Q4	0.3 W	0.3 W/0.2 W	
Q5R1	8.7 m		BSMQ_2-R	2.8 W	114.5/0.5 W	117.4/3.3 W
MQY.5R1.B1	3.4 m	quad	BSMQ_2-R	1.2 W	99.5 W/0.1 W	
MCBYH.A5R1.B1	0.9 m	dip	BSMQ_2-R	0.3 W	5.7 W/0.0 W	
MCBYV.5R1.B1	0.9 m	dip	BSMQ_2-R	0.3 W	3.4 W/0.0 W	
MCBYH.B5R1.B1	0.9 m	dip	BSMQ_2-R	0.3 W	5.7 W/0.0 W	
Drifts	2.6 m	drift	BSMQ_2-R	0.8 W	0.3 W/0.3 W	
Q6R1	6.9 m		BSMQ_1-R	3.6 W	112.7/0.3 W	116.2/3.9 W
MQML.6R1.B1	4.8 m	quad	BSMQ_1-R	2.5 W	112.5 W/0.1 W	
MCBCV.6R1.B1	0.9 m	dip	BSMQ_1-R	0.5 W	0.0 W/0.0 W	
Drifts	1.2 m	drift	BSMQ_1-R	0.6 W	0.2 W/0.2 W	
Total LSS						605.8/30.7 W

LSS L2

Name	Length	Field config.	Chamber	Impedance (T_BS=20 K)	e-cloud (SEY=1.3/1.1)	Total (SEY=1.3/1.1)
Q4L2	12.7 m		BSMQ_2-R	4.2 W	211.8/0.7 W	216.0/4.9 W
MQY.B4L2.B1	3.4 m	quad	BSMQ_2-R	1.2 W	99.5 W/0.1 W	
MQY.A4L2.B1	3.4 m	quad	BSMQ_2-R	1.2 W	99.5 W/0.1 W	
MCBYV.B4L2.B1	0.9 m	dip	BSMQ_2-R	0.3 W	3.4 W/0.0 W	
MCBYH.4L2.B1	0.9 m	dip	BSMQ_2-R	0.3 W	5.7 W/0.0 W	
MCBYV.A4L2.B1	0.9 m	dip	BSMQ_2-R	0.3 W	3.4 W/0.0 W	
Drifts	3.2 m	drift	BSMQ_2-R	1.0 W	0.4 W/0.4 W	
D2L2	11.4 m		BSMB_2	3.5 W	69.9/0.5 W	73.5/4.1 W
MBRC.4L2.B1	9.5 m	dip	BSMB_2	3.0 W	69.7 W/0.3 W	
Drifts	1.9 m	drift	BSMB_2	0.5 W	0.2 W/0.2 W	
Q5L2	13.0 m		BSMQ_2-R	4.3 W	214.1/0.7 W	218.4/5.0 W
MQY.B5L2.B1	3.4 m	quad	BSMQ_2-R	1.2 W	99.5 W/0.1 W	
MQY.A5L2.B1	3.4 m	quad	BSMQ_2-R	1.2 W	99.5 W/0.1 W	
MCBYH.B5L2.B1	0.9 m	dip	BSMQ_2-R	0.3 W	5.7 W/0.0 W	
MCBYV.5L2.B1	0.9 m	dip	BSMQ_2-R	0.3 W	3.4 W/0.0 W	
MCBYH.A5L2.B1	0.9 m	dip	BSMQ_2-R	0.3 W	5.7 W/0.0 W	
Drifts	3.5 m	drift	BSMQ_2-R	1.0 W	0.4 W/0.4 W	
Q6L2	12.0 m		BSMQ_1-R	6.2 W	192.6/0.7 W	198.7/6.8 W
MQML.6L2.B1	4.8 m	quad	BSMQ_1-R	2.5 W	112.5 W/0.1 W	
MQM.6L2.B1	3.4 m	quad	BSMQ_1-R	1.8 W	79.7 W/0.1 W	
MCBCV.6L2.B1	0.9 m	dip	BSMQ_1-R	0.5 W	0.0 W/0.0 W	
Drifts	2.9 m	drift	BSMQ_1-R	1.4 W	0.4 W/0.4 W	
Total LSS						706.6/20.7 W

LSS R2

Name	Length	Field config.	Chamber	Impedance (T_BS=20 K)	e-cloud (SEY=1.3/1.1)	Total (SEY=1.3/1.1)
D2R2	11.4 m		BSMB_2	3.5 W	69.9/0.5 W	73.5/4.1 W
MBRC.4R2.B1	9.5 m	dip	BSMB_2	3.0 W	69.7 W/0.3 W	
Drifts	1.9 m	drift	BSMB_2	0.5 W	0.2 W/0.2 W	
Q4R2	12.7 m		BSMQ_2-R	4.2 W	214.1/0.7 W	218.3/4.9 W
MQY.A4R2.B1	3.4 m	quad	BSMQ_2-R	1.2 W	99.5 W/0.1 W	
MQY.B4R2.B1	3.4 m	quad	BSMQ_2-R	1.2 W	99.5 W/0.1 W	
MCBYH.A4R2.B1	0.9 m	dip	BSMQ_2-R	0.3 W	5.7 W/0.0 W	
MCBYV.4R2.B1	0.9 m	dip	BSMQ_2-R	0.3 W	3.4 W/0.0 W	
MCBYH.B4R2.B1	0.9 m	dip	BSMQ_2-R	0.3 W	5.7 W/0.0 W	
Drifts	3.2 m	drift	BSMQ_2-R	1.0 W	0.4 W/0.4 W	
Q5R2	13.0 m		BSMQ_1-R	6.6 W	162.3/0.8 W	168.9/7.4 W
MQM.B5R2.B1	3.4 m	quad	BSMQ_1-R	1.8 W	79.7 W/0.1 W	
MQM.A5R2.B1	3.4 m	quad	BSMQ_1-R	1.8 W	79.7 W/0.1 W	
MCBCV.A5R2.B1	0.9 m	dip	BSMQ_1-R	0.5 W	0.0 W/0.0 W	
MCBCH.5R2.B1	0.9 m	dip	BSMQ_1-R	0.5 W	2.4 W/0.0 W	
MCBCV.B5R2.B1	0.9 m	dip	BSMQ_1-R	0.5 W	0.0 W/0.0 W	
Drifts	3.5 m	drift	BSMQ_1-R	1.7 W	0.5 W/0.5 W	
Q6R2	12.0 m		BSMQ_1	6.2 W	192.6/0.7 W	198.7/6.8 W
MQML.6R2.B1	4.8 m	quad	BSMQ_1	2.5 W	112.5 W/0.1 W	
MQM.6R2.B1	3.4 m	quad	BSMQ_1	1.8 W	79.7 W/0.1 W	
MCBCH.6R2.B1	0.9 m	dip	BSMQ_1	0.5 W	0.0 W/0.0 W	
Drifts	2.9 m	drift	BSMQ_1	1.4 W	0.4 W/0.4 W	
Total LSS						659.4/23.2 W

LSS L3

Name	Length	Field config.	Chamber	Impedance (T_BS=20 K)	e-cloud (SEY=1.3/1.1)	Total (SEY=1.3/1.1)
Q6L3	12.0 m		BSMQ_1	6.1 W	183.3/0.7 W	189.4/6.8 W
MQTLH.F6L3.B1	1.3 m	quad	BSMQ_1	0.7 W	30.5 W/0.0 W	
MQTLH.E6L3.B1	1.3 m	quad	BSMQ_1	0.7 W	30.5 W/0.0 W	
MQTLH.D6L3.B1	1.3 m	quad	BSMQ_1	0.7 W	30.5 W/0.0 W	
MQTLH.C6L3.B1	1.3 m	quad	BSMQ_1	0.7 W	30.5 W/0.0 W	
MQTLH.B6L3.B1	1.3 m	quad	BSMQ_1	0.7 W	30.5 W/0.0 W	
MQTLH.A6L3.B1	1.3 m	quad	BSMQ_1	0.7 W	30.5 W/0.0 W	
MCBCH.6L3.B1	0.9 m	dip	BSMQ_1	0.5 W	0.0 W/0.0 W	
Drifts	3.3 m	drift	BSMQ_1	1.6 W	0.4 W/0.4 W	
Total LSS						189.4/6.8 W

LSS R3

Name	Length	Field config.	Chamber	Impedance (T_BS=20 K)	e-cloud (SEY=1.3/1.1)	Total (SEY=1.3/1.1)
Q6R3	12.0 m		BSMQ_1-R	6.1 W	183.3/0.7 W	189.4/6.8 W
MQTLH.A6R3.B1	1.3 m	quad	BSMQ_1-R	0.7 W	30.5 W/0.0 W	
MQTLH.B6R3.B1	1.3 m	quad	BSMQ_1-R	0.7 W	30.5 W/0.0 W	
MQTLH.C6R3.B1	1.3 m	quad	BSMQ_1-R	0.7 W	30.5 W/0.0 W	
MQTLH.D6R3.B1	1.3 m	quad	BSMQ_1-R	0.7 W	30.5 W/0.0 W	
MQTLH.E6R3.B1	1.3 m	quad	BSMQ_1-R	0.7 W	30.5 W/0.0 W	
MQTLH.F6R3.B1	1.3 m	quad	BSMQ_1-R	0.7 W	30.5 W/0.0 W	
MCBCV.6R3.B1	0.9 m	dip	BSMQ_1-R	0.5 W	0.0 W/0.0 W	
Drifts	3.3 m	drift	BSMQ_1-R	1.6 W	0.4 W/0.4 W	
Total LSS						189.4/6.8 W

LSS L4

Name	Length	Field config.	Chamber	Impedance (T_BS=20 K)	e-cloud (SEY=1.3/1.1)	Total (SEY=1.3/1.1)
D3L4	11.2 m		BSMB_2-R	3.5 W	47.4/0.6 W	50.9/4.0 W
MBRS.5L4.B1	9.5 m	dip	BSMB_2-R	3.0 W	47.2 W/0.4 W	
Drifts	1.7 m	drift	BSMB_2-R	0.5 W	0.2 W/0.2 W	
Q5L4	6.7 m		BSMQ_2	2.2 W	103.2/0.4 W	105.3/2.6 W
MQY.5L4.B1	3.4 m	quad	BSMQ_2	1.2 W	99.5 W/0.1 W	
MCBYH.5L4.B1	0.9 m	dip	BSMQ_2	0.3 W	3.4 W/0.0 W	
Drifts	2.4 m	drift	BSMQ_2	0.7 W	0.3 W/0.3 W	
D4L4	11.4 m		BSMB_2-R	3.5 W	47.5/0.6 W	51.0/4.1 W
MBRB.5L4.B1	9.5 m	dip	BSMB_2-R	3.0 W	47.2 W/0.4 W	
Drifts	2.0 m	drift	BSMB_2-R	0.5 W	0.2 W/0.2 W	
Q6L4	6.9 m		BSMQ_2-R	2.3 W	103.2/0.4 W	105.4/2.7 W
MQY.6L4.B1	3.4 m	quad	BSMQ_2-R	1.2 W	99.5 W/0.1 W	
MCBYV.6L4.B1	0.9 m	dip	BSMQ_2-R	0.3 W	3.4 W/0.0 W	
Drifts	2.6 m	drift	BSMQ_2-R	0.8 W	0.3 W/0.3 W	
Total LSS						312.7/13.4 W

LSS R4

Name	Length	Field config.	Chamber	Impedance (T_BS=20 K)	e-cloud (SEY=1.3/1.1)	Total (SEY=1.3/1.1)
D3R4	11.2 m		BSMB_2-R	3.5 W	47.4/0.6 W	50.9/4.0 W
MBRS.5R4.B1	9.5 m	dip	BSMB_2-R	3.0 W	47.2 W/0.4 W	
Drifts	1.7 m	drift	BSMB_2-R	0.5 W	0.2 W/0.2 W	
D4R4	11.4 m		BSMB_2	3.5 W	70.0/0.5 W	73.5/4.1 W
MBRB.5R4.B1	9.5 m	dip	BSMB_2	3.0 W	69.7 W/0.3 W	
Drifts	2.0 m	drift	BSMB_2	0.5 W	0.2 W/0.2 W	
Q5R4	6.7 m		BSMQ_2-R	2.2 W	103.1/0.4 W	105.3/2.6 W
MQY.5R4.B1	3.4 m	quad	BSMQ_2-R	1.2 W	99.5 W/0.1 W	
MCBYV.5R4.B1	0.9 m	dip	BSMQ_2-R	0.3 W	3.4 W/0.0 W	
Drifts	2.4 m	drift	BSMQ_2-R	0.7 W	0.3 W/0.3 W	
Q6R4	6.9 m		BSMQ_2	2.3 W	103.2/0.4 W	105.4/2.7 W
MQY.6R4.B1	3.4 m	quad	BSMQ_2	1.2 W	99.5 W/0.1 W	
MCBYH.6R4.B1	0.9 m	dip	BSMQ_2	0.3 W	3.4 W/0.0 W	
Drifts	2.6 m	drift	BSMQ_2	0.8 W	0.3 W/0.3 W	
Total LSS						335.2/13.4 W

LSS L5

Name	Length	Field config.	Chamber	Impedance (T_BS=20 K)	e-cloud (SEY=1.3/1.1)	Total (SEY=1.3/1.1)
D2L5	13.2 m		BSHL_D2	2.4 W	219.0/7.4 W	221.4/9.9 W
MBRD.4L5.B1	7.8 m	dip	BSHL_D2	1.5 W	107.8 W/0.0 W	
MCBRDH.4L5.B1	1.8 m	dip	BSHL_D2	0.3 W	24.9 W/0.0 W	
MCBRDV.4L5.B1	1.8 m	dip	BSHL_D2	0.3 W	24.8 W/7.3 W	
Drifts	1.8 m	drift	BSHL_D2	0.3 W	61.6 W/0.1 W	
Q4L5	9.0 m		BSHL_Q4	2.1 W	148.7/11.5 W	150.8/13.6 W
MQYY.4L5.B1	3.8 m	quad	BSHL_Q4	1.0 W	102.3 W/0.1 W	
MCBYH.4L5.B1	1.8 m	dip	BSHL_Q4	0.4 W	23.1 W/5.6 W	
MCBYV.4L5.B1	1.8 m	dip	BSHL_Q4	0.4 W	23.0 W/5.6 W	
Drifts	1.6 m	drift	BSHL_Q4	0.3 W	0.3 W/0.2 W	
Q5L5	8.7 m		BSMQ_2	2.8 W	114.5/0.5 W	117.4/3.3 W
MQY.5L5.B1	3.4 m	quad	BSMQ_2	1.2 W	99.5 W/0.1 W	
MCBYV.B5L5.B1	0.9 m	dip	BSMQ_2	0.3 W	5.7 W/0.0 W	
MCBYH.5L5.B1	0.9 m	dip	BSMQ_2	0.3 W	3.4 W/0.0 W	
MCBYV.A5L5.B1	0.9 m	dip	BSMQ_2	0.3 W	5.7 W/0.0 W	
Drifts	2.6 m	drift	BSMQ_2	0.8 W	0.3 W/0.3 W	
Q6L5	6.9 m		BSMQ_1	3.6 W	112.7/0.3 W	116.2/3.9 W
MQML.6L5.B1	4.8 m	quad	BSMQ_1	2.5 W	112.5 W/0.1 W	
MCBCH.6L5.B1	0.9 m	dip	BSMQ_1	0.5 W	0.0 W/0.0 W	
Drifts	1.2 m	drift	BSMQ_1	0.6 W	0.2 W/0.2 W	
Total LSS						605.8/30.7 W

LSS R5

Name	Length	Field config.	Chamber	Impedance (T_BS=20 K)	e-cloud (SEY=1.3/1.1)	Total (SEY=1.3/1.1)
D2R5	13.2 m		BSHL_D2	2.4 W	219.0/7.4 W	221.4/9.9 W
MBRD.4R5.B1	7.8 m	dip	BSHL_D2	1.5 W	107.8 W/0.0 W	
MCBRDH.4R5.B1	1.8 m	dip	BSHL_D2	0.3 W	24.9 W/0.0 W	
MCBRDV.4R5.B1	1.8 m	dip	BSHL_D2	0.3 W	24.8 W/7.3 W	
Drifts	1.8 m	drift	BSHL_D2	0.3 W	61.6 W/0.1 W	
Q4R5	9.0 m		BSHL_Q4	2.1 W	148.7/11.5 W	150.8/13.6 W
MQYY.4R5.B1	3.8 m	quad	BSHL_Q4	1.0 W	102.3 W/0.1 W	
MCBYYH.4R5.B1	1.8 m	dip	BSHL_Q4	0.4 W	23.1 W/5.6 W	
MCBYYV.4R5.B1	1.8 m	dip	BSHL_Q4	0.4 W	23.0 W/5.6 W	
Drifts	1.6 m	drift	BSHL_Q4	0.3 W	0.3 W/0.2 W	
Q5R5	8.7 m		BSMQ_2-R	2.8 W	114.5/0.5 W	117.4/3.3 W
MQY.5R5.B1	3.4 m	quad	BSMQ_2-R	1.2 W	99.5 W/0.1 W	
MCBYH.B5R5.B1	0.9 m	dip	BSMQ_2-R	0.3 W	5.7 W/0.0 W	
MCBYV.5R5.B1	0.9 m	dip	BSMQ_2-R	0.3 W	3.4 W/0.0 W	
MCBYH.A5R5.B1	0.9 m	dip	BSMQ_2-R	0.3 W	5.7 W/0.0 W	
Drifts	2.6 m	drift	BSMQ_2-R	0.8 W	0.3 W/0.3 W	
Q6R5	6.9 m		BSMQ_1-R	3.6 W	112.7/0.3 W	116.2/3.9 W
MQML.6R5.B1	4.8 m	quad	BSMQ_1-R	2.5 W	112.5 W/0.1 W	
MCBCV.6R5.B1	0.9 m	dip	BSMQ_1-R	0.5 W	0.0 W/0.0 W	
Drifts	1.2 m	drift	BSMQ_1-R	0.6 W	0.2 W/0.2 W	
Total LSS						605.8/30.7 W

LSS L6

Name	Length	Field config.	Chamber	Impedance (T_BS=20 K)	e-cloud (SEY=1.3/1.1)	Total (SEY=1.3/1.1)
Q4L6	6.9 m		BSMQ_2-R	2.3 W	103.2/0.4 W	105.4/2.7 W
MQY.4L6.B1	3.4 m	quad	BSMQ_2-R	1.2 W	99.5 W/0.1 W	
MCBYV.4L6.B1	0.9 m	dip	BSMQ_2-R	0.3 W	3.4 W/0.0 W	
Drifts	2.6 m	drift	BSMQ_2-R	0.8 W	0.3 W/0.3 W	
Q5L6	6.9 m		BSMQ_2	2.4 W	202.3/0.1 W	204.7/2.6 W
MQY.5L6.B1	3.4 m	quad	BSMQ_2	1.2 W	99.5 W/0.1 W	
MQY.B5L6.B1	3.4 m	quad	BSMQ_2	1.2 W	99.5 W/0.1 W	
MCBYH.5L6.B1	0.9 m	dip	BSMQ_2	0.3 W	3.4 W/0.0 W	
Drifts	-0.8 m	drift	BSMQ_2	-0.2 W	-0.1 W/-0.1 W	
Total LSS						310.1/5.2 W

LSS R6

Name	Length	Field config.	Chamber	Impedance (T_BS=20 K)	e-cloud (SEY=1.3/1.1)	Total (SEY=1.3/1.1)
Q4R6	6.9 m		BSMQ_2	2.3 W	103.2/0.4 W	105.4/2.7 W
MQY.4R6.B1	3.4 m	quad	BSMQ_2	1.2 W	99.5 W/0.1 W	
MCBYH.4R6.B1	0.9 m	dip	BSMQ_2	0.3 W	3.4 W/0.0 W	
Drifts	2.6 m	drift	BSMQ_2	0.8 W	0.3 W/0.3 W	
Q5R6	6.9 m		BSMQ_2-R	2.4 W	202.3/0.1 W	204.7/2.6 W
MQY.5R6.B1	3.4 m	quad	BSMQ_2-R	1.2 W	99.5 W/0.1 W	
MQY.B5R6.B1	3.4 m	quad	BSMQ_2-R	1.2 W	99.5 W/0.1 W	
MCBYV.5R6.B1	0.9 m	dip	BSMQ_2-R	0.3 W	3.4 W/0.0 W	
Drifts	-0.8 m	drift	BSMQ_2-R	-0.2 W	-0.1 W/-0.1 W	
Total LSS						310.1/5.2 W

LSS L7

Name	Length	Field config.	Chamber	Impedance (T_BS=20 K)	e-cloud (SEY=1.3/1.1)	Total (SEY=1.3/1.1)
Q6L7	12.0 m		BSMQ_1	6.1 W	183.3/0.7 W	189.4/6.8 W
MQTLH.F6L7.B1	1.3 m	quad	BSMQ_1	0.7 W	30.5 W/0.0 W	
MQTLH.E6L7.B1	1.3 m	quad	BSMQ_1	0.7 W	30.5 W/0.0 W	
MQTLH.D6L7.B1	1.3 m	quad	BSMQ_1	0.7 W	30.5 W/0.0 W	
MQTLH.C6L7.B1	1.3 m	quad	BSMQ_1	0.7 W	30.5 W/0.0 W	
MQTLH.B6L7.B1	1.3 m	quad	BSMQ_1	0.7 W	30.5 W/0.0 W	
MQTLH.A6L7.B1	1.3 m	quad	BSMQ_1	0.7 W	30.5 W/0.0 W	
MCBCH.6L7.B1	0.9 m	dip	BSMQ_1	0.5 W	0.0 W/0.0 W	
Drifts	3.3 m	drift	BSMQ_1	1.6 W	0.4 W/0.4 W	
Total LSS						189.4/6.8 W

LSS R7

Name	Length	Field config.	Chamber	Impedance (T_BS=20 K)	e-cloud (SEY=1.3/1.1)	Total (SEY=1.3/1.1)
Q6R7	12.0 m		BSMQ_1-R	6.1 W	183.3/0.7 W	189.4/6.8 W
MQTLH.A6R7.B1	1.3 m	quad	BSMQ_1-R	0.7 W	30.5 W/0.0 W	
MQTLH.B6R7.B1	1.3 m	quad	BSMQ_1-R	0.7 W	30.5 W/0.0 W	
MQTLH.C6R7.B1	1.3 m	quad	BSMQ_1-R	0.7 W	30.5 W/0.0 W	
MQTLH.D6R7.B1	1.3 m	quad	BSMQ_1-R	0.7 W	30.5 W/0.0 W	
MQTLH.E6R7.B1	1.3 m	quad	BSMQ_1-R	0.7 W	30.5 W/0.0 W	
MQTLH.F6R7.B1	1.3 m	quad	BSMQ_1-R	0.7 W	30.5 W/0.0 W	
MCBCV.6R7.B1	0.9 m	dip	BSMQ_1-R	0.5 W	0.0 W/0.0 W	
Drifts	3.3 m	drift	BSMQ_1-R	1.6 W	0.4 W/0.4 W	
Total LSS						189.4/6.8 W

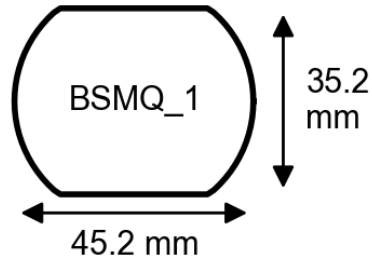
LSS L8

Name	Length	Field config.	Chamber	Impedance (T_BS=20 K)	e-cloud (SEY=1.3/1.1)	Total (SEY=1.3/1.1)
Q4L8	12.7 m		BSMQ_2-R	4.2 W	211.8/0.7 W	216.0/4.9 W
MQY.B4L8.B1	3.4 m	quad	BSMQ_2-R	1.2 W	99.5 W/0.1 W	
MQY.A4L8.B1	3.4 m	quad	BSMQ_2-R	1.2 W	99.5 W/0.1 W	
MCBYV.B4L8.B1	0.9 m	dip	BSMQ_2-R	0.3 W	3.4 W/0.0 W	
MCBYH.4L8.B1	0.9 m	dip	BSMQ_2-R	0.3 W	5.7 W/0.0 W	
MCBYV.A4L8.B1	0.9 m	dip	BSMQ_2-R	0.3 W	3.4 W/0.0 W	
Drifts	3.2 m	drift	BSMQ_2-R	1.0 W	0.4 W/0.4 W	
D2L8	11.4 m		BSMB_2	3.5 W	69.9/0.5 W	73.5/4.1 W
MBRC.4L8.B1	9.5 m	dip	BSMB_2	3.0 W	69.7 W/0.3 W	
Drifts	1.9 m	drift	BSMB_2	0.5 W	0.2 W/0.2 W	
Q5L8	13.0 m		BSMQ_1	6.6 W	162.3/0.8 W	168.9/7.4 W
MQM.B5L8.B1	3.4 m	quad	BSMQ_1	1.8 W	79.7 W/0.1 W	
MQM.A5L8.B1	3.4 m	quad	BSMQ_1	1.8 W	79.7 W/0.1 W	
MCBCH.B5L8.B1	0.9 m	dip	BSMQ_1	0.5 W	0.0 W/0.0 W	
MCBCV.5L8.B1	0.9 m	dip	BSMQ_1	0.5 W	2.4 W/0.0 W	
MCBCH.A5L8.B1	0.9 m	dip	BSMQ_1	0.5 W	0.0 W/0.0 W	
Drifts	3.5 m	drift	BSMQ_1	1.7 W	0.5 W/0.5 W	
Q6L8	12.0 m		BSMQ_1-R	6.2 W	192.6/0.7 W	198.7/6.8 W
MQML.6L8.B1	4.8 m	quad	BSMQ_1-R	2.5 W	112.5 W/0.1 W	
MQM.6L8.B1	3.4 m	quad	BSMQ_1-R	1.8 W	79.7 W/0.1 W	
MCBCV.6L8.B1	0.9 m	dip	BSMQ_1-R	0.5 W	0.0 W/0.0 W	
Drifts	2.9 m	drift	BSMQ_1-R	1.4 W	0.4 W/0.4 W	
Total LSS						657.1/23.2 W

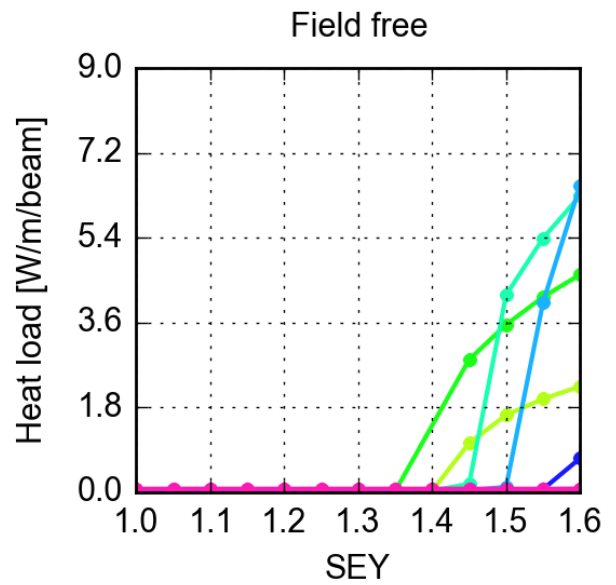
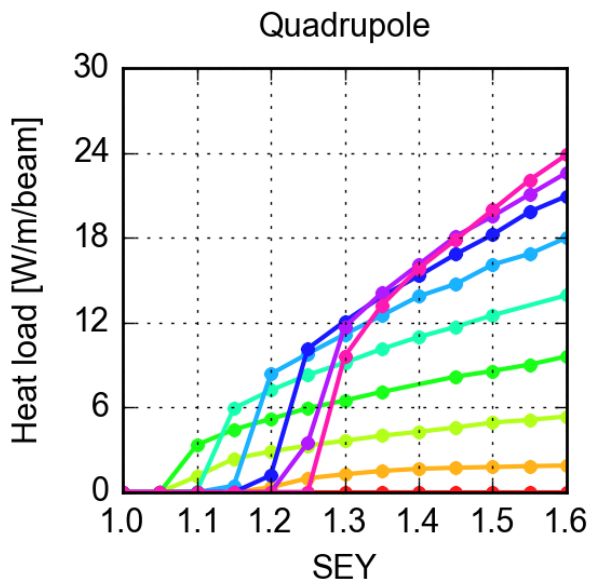
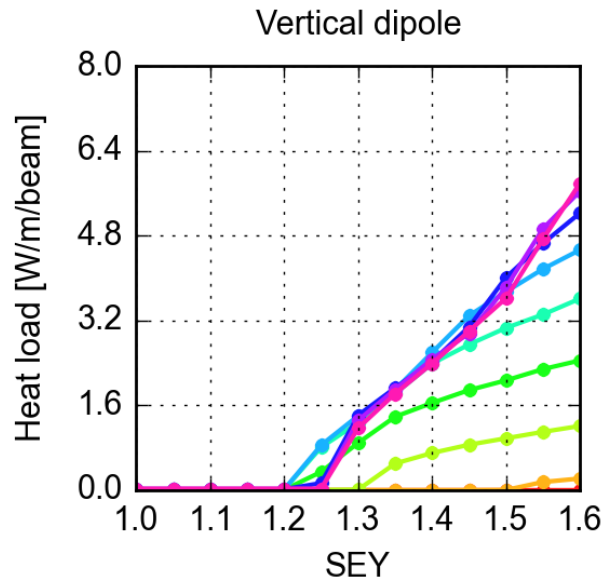
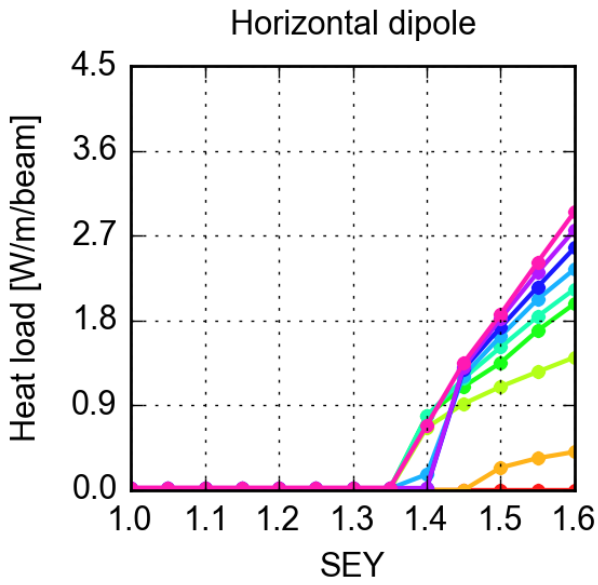
LSS R8

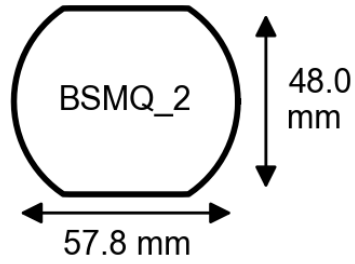
Name	Length	Field config.	Chamber	Impedance (T_BS=20 K)	e-cloud (SEY=1.3/1.1)	Total (SEY=1.3/1.1)
D2R8	11.4 m		BSMB_2	3.5 W	69.9/0.5 W	73.5/4.1 W
MBRC.4R8.B1	9.5 m	dip	BSMB_2	3.0 W	69.7 W/0.3 W	
Drifts	1.9 m	drift	BSMB_2	0.5 W	0.2 W/0.2 W	
Q4R8	12.7 m		BSMQ_2-R	4.2 W	214.1/0.7 W	218.3/4.9 W
MQY.A4R8.B1	3.4 m	quad	BSMQ_2-R	1.2 W	99.5 W/0.1 W	
MQY.B4R8.B1	3.4 m	quad	BSMQ_2-R	1.2 W	99.5 W/0.1 W	
MCBYH.A4R8.B1	0.9 m	dip	BSMQ_2-R	0.3 W	5.7 W/0.0 W	
MCBYV.4R8.B1	0.9 m	dip	BSMQ_2-R	0.3 W	3.4 W/0.0 W	
MCBYH.B4R8.B1	0.9 m	dip	BSMQ_2-R	0.3 W	5.7 W/0.0 W	
Drifts	3.2 m	drift	BSMQ_2-R	1.0 W	0.4 W/0.4 W	
Q5R8	13.0 m		BSMQ_2-R	4.3 W	211.8/0.7 W	216.1/5.0 W
MQY.A5R8.B1	3.4 m	quad	BSMQ_2-R	1.2 W	99.5 W/0.1 W	
MQY.B5R8.B1	3.4 m	quad	BSMQ_2-R	1.2 W	99.5 W/0.1 W	
MCBYV.A5R8.B1	0.9 m	dip	BSMQ_2-R	0.3 W	3.4 W/0.0 W	
MCBYH.5R8.B1	0.9 m	dip	BSMQ_2-R	0.3 W	5.7 W/0.0 W	
MCBYV.B5R8.B1	0.9 m	dip	BSMQ_2-R	0.3 W	3.4 W/0.0 W	
Drifts	3.5 m	drift	BSMQ_2-R	1.0 W	0.4 W/0.4 W	
Q6R8	12.0 m		BSMQ_1	6.2 W	192.6/0.7 W	198.7/6.8 W
MQML.6R8.B1	4.8 m	quad	BSMQ_1	2.5 W	112.5 W/0.1 W	
MQM.6R8.B1	3.4 m	quad	BSMQ_1	1.8 W	79.7 W/0.1 W	
MCBCH.6R8.B1	0.9 m	dip	BSMQ_1	0.5 W	0.0 W/0.0 W	
Drifts	2.9 m	drift	BSMQ_1	1.4 W	0.4 W/0.4 W	
Total LSS						706.6/20.7 W

Heat load from e-cloud vs. Secondary Electron Yield

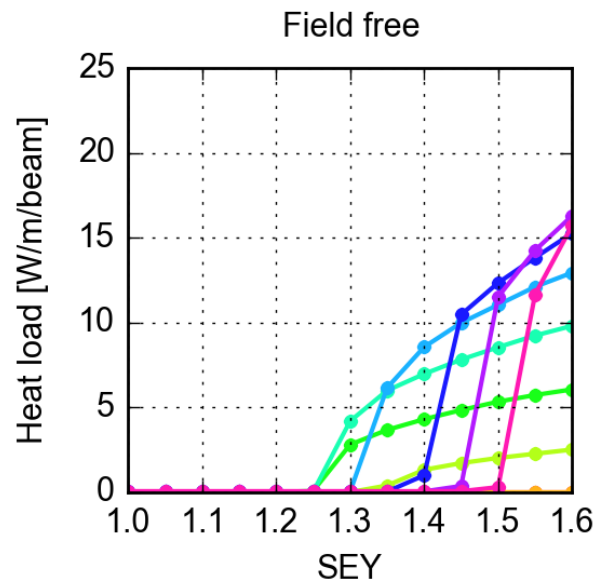
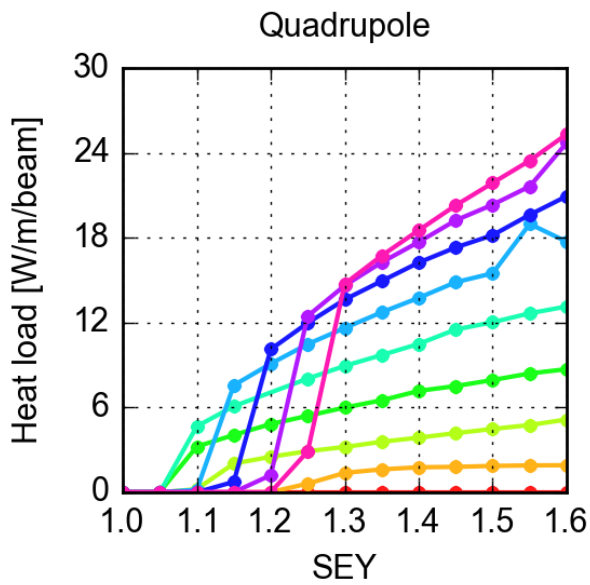
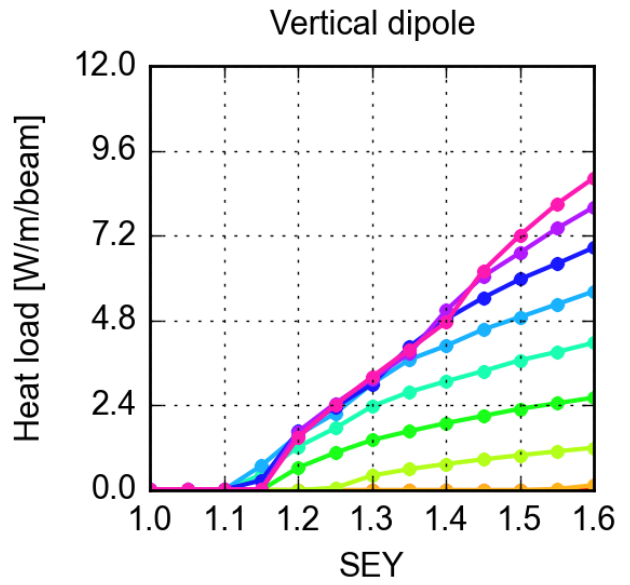
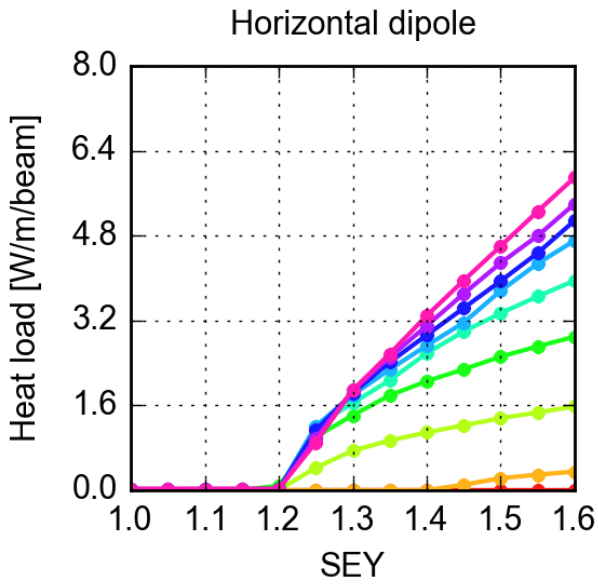


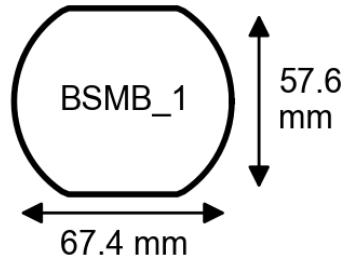
- 0.1 p/b
- 0.4 p/b
- 0.7 p/b
- 1.0 p/b
- 1.3 p/b
- 1.6 p/b
- 1.9 p/b
- 2.2 p/b
- 2.5 p/b



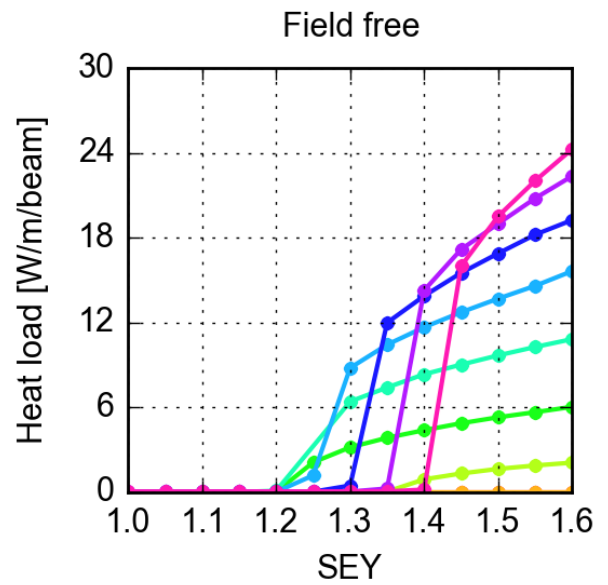
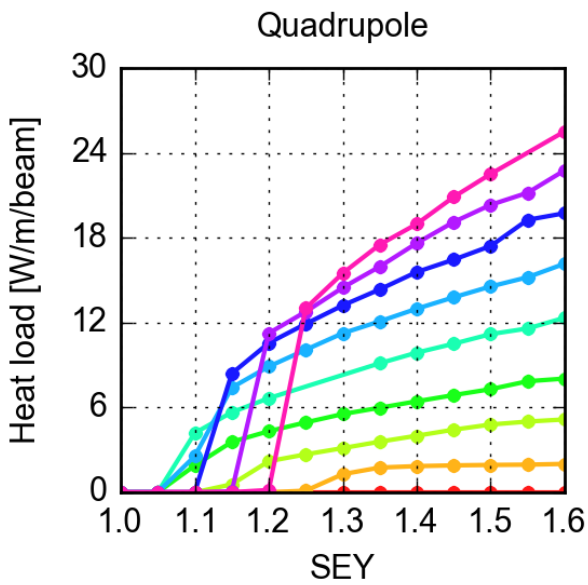
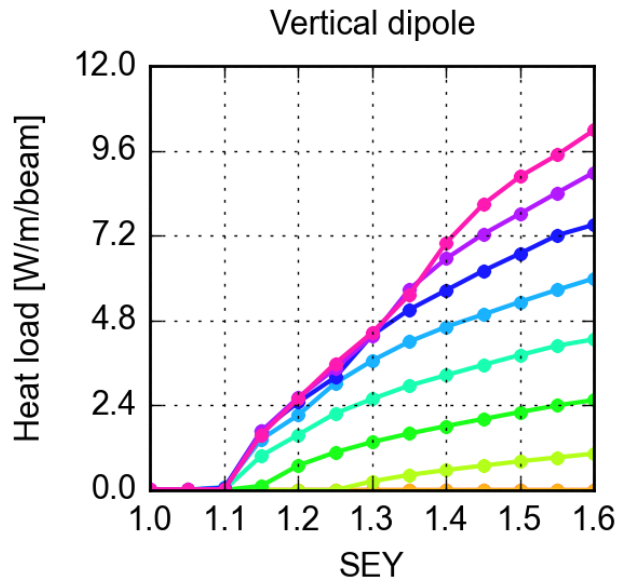
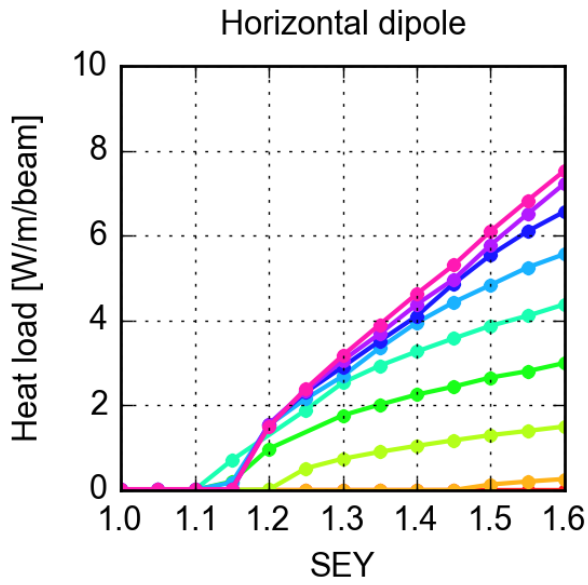


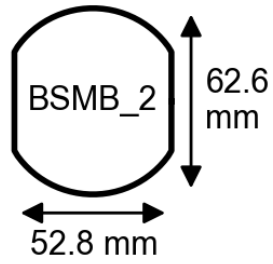
- 0.1 p/b
- 0.4 p/b
- 0.7 p/b
- 1.0 p/b
- 1.3 p/b
- 1.6 p/b
- 1.9 p/b
- 2.2 p/b
- 2.5 p/b



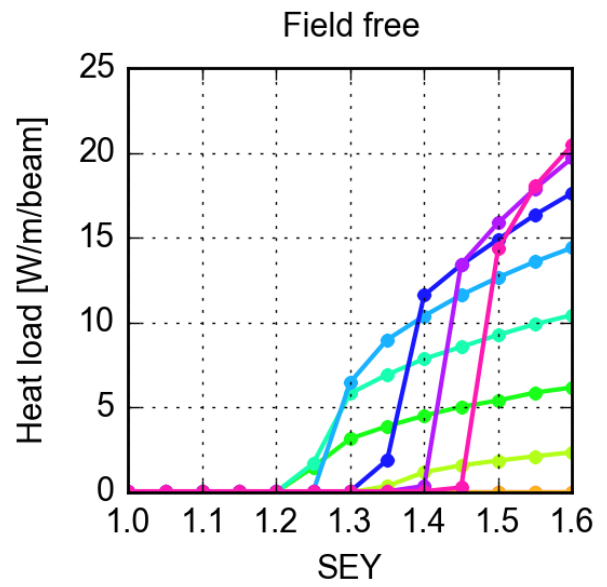
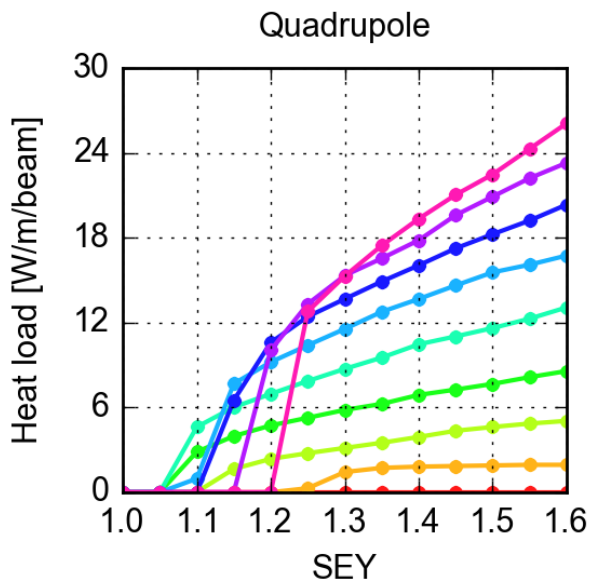
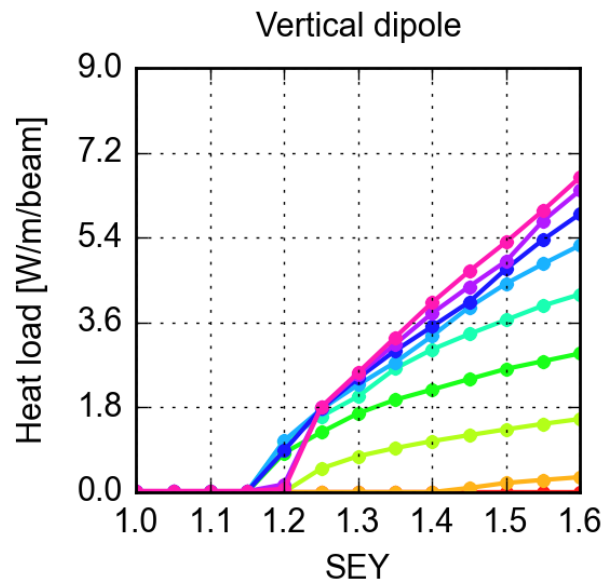
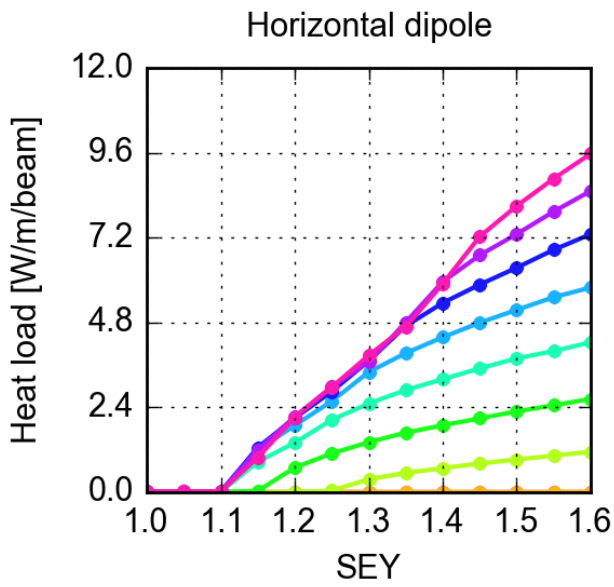


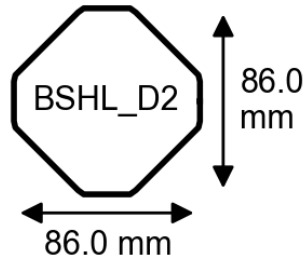
- 0.1 p/b
- 0.4 p/b
- 0.7 p/b
- 1.0 p/b
- 1.3 p/b
- 1.6 p/b
- 1.9 p/b
- 2.2 p/b
- 2.5 p/b



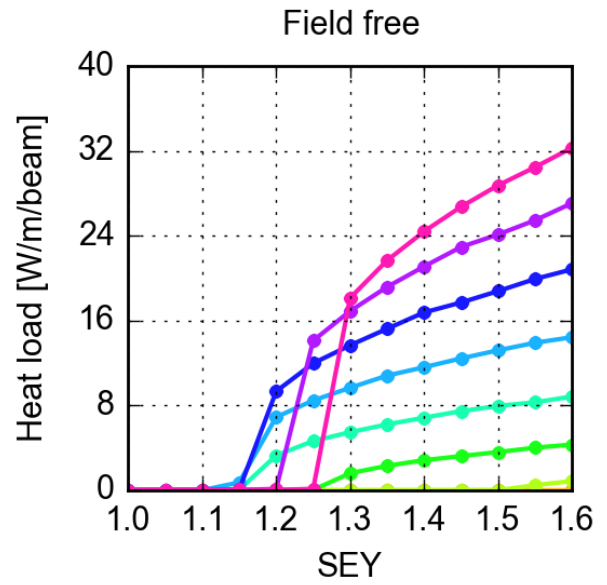
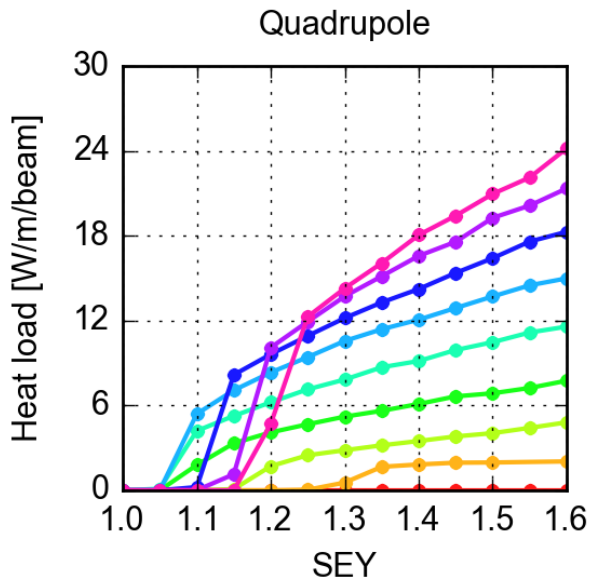
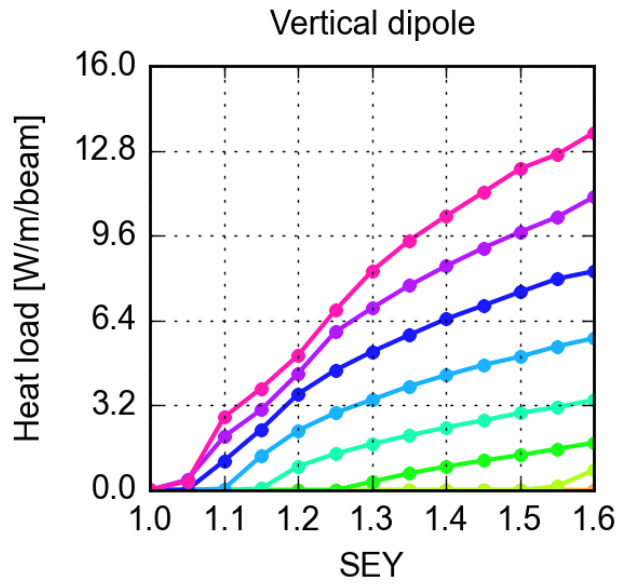
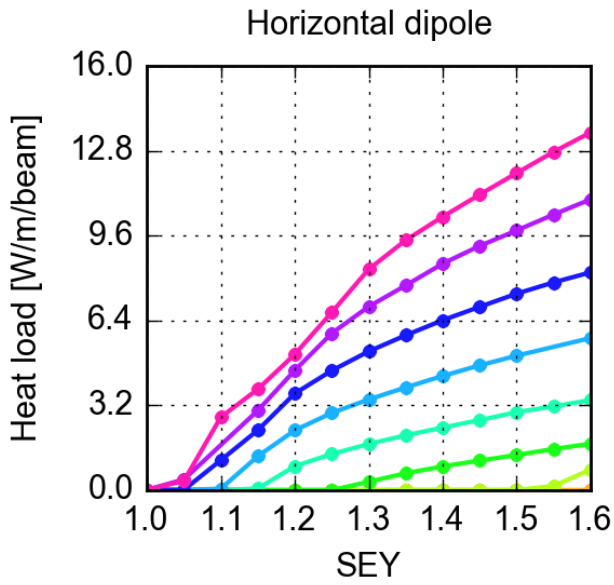


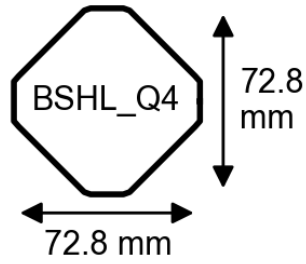
- 0.1 p/b
- 0.4 p/b
- 0.7 p/b
- 1.0 p/b
- 1.3 p/b
- 1.6 p/b
- 1.9 p/b
- 2.2 p/b
- 2.5 p/b



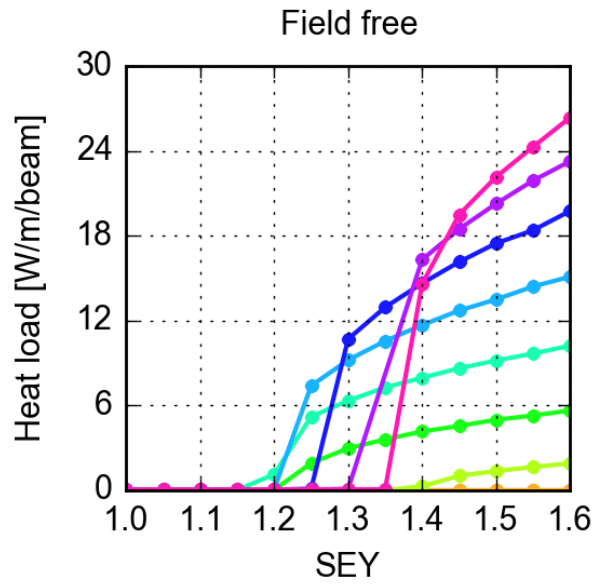
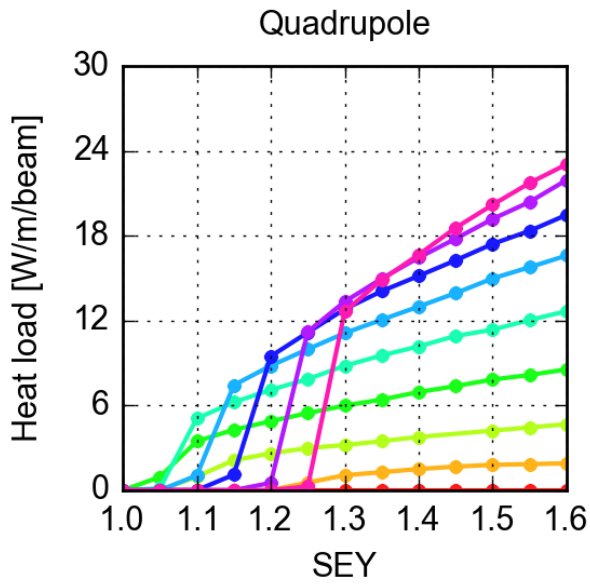
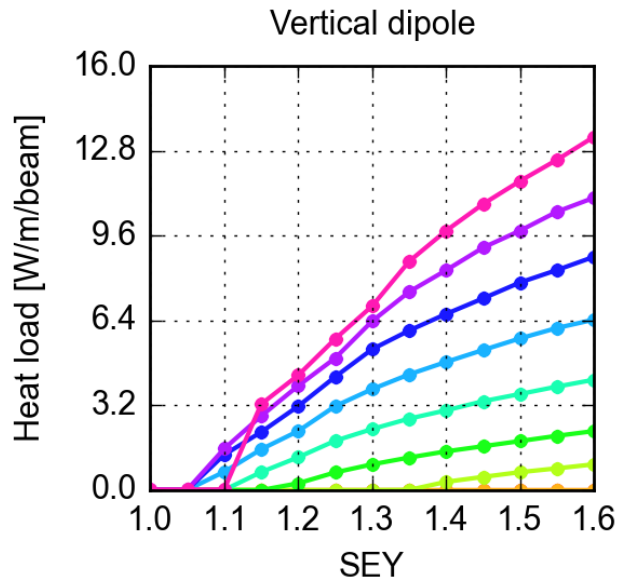
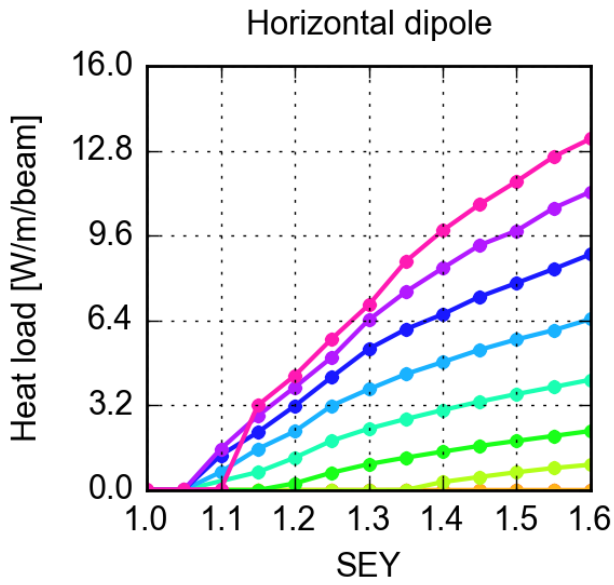


- 0.1 p/b
- 0.4 p/b
- 0.7 p/b
- 1.0 p/b
- 1.3 p/b
- 1.6 p/b
- 1.9 p/b
- 2.2 p/b
- 2.5 p/b

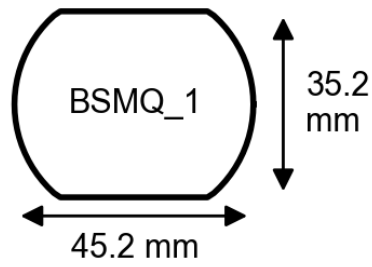




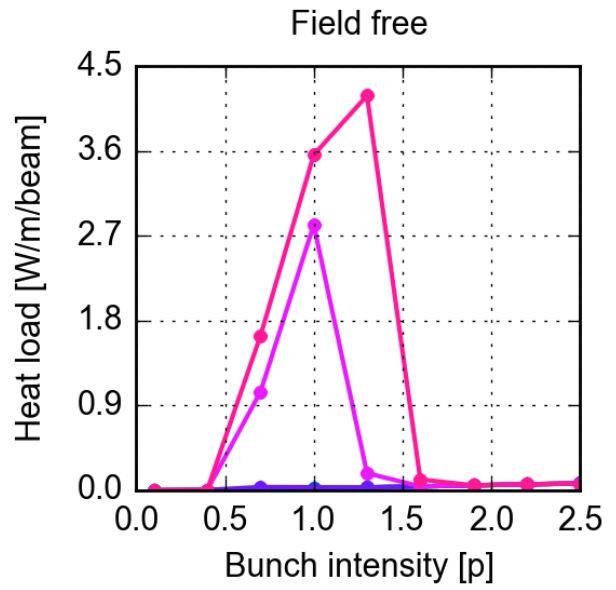
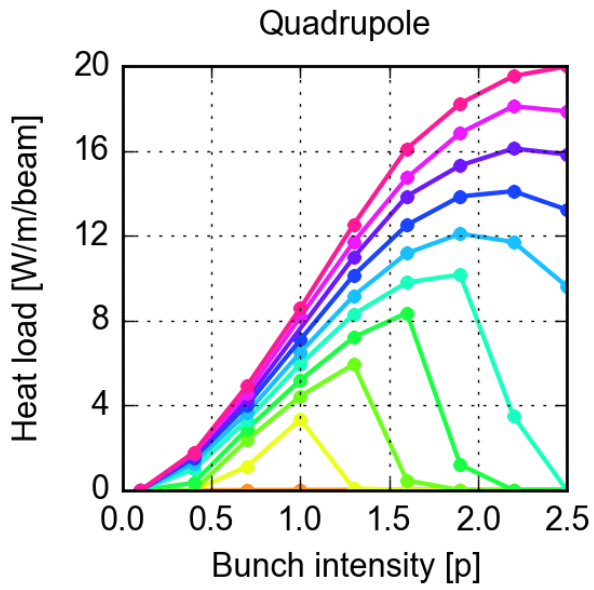
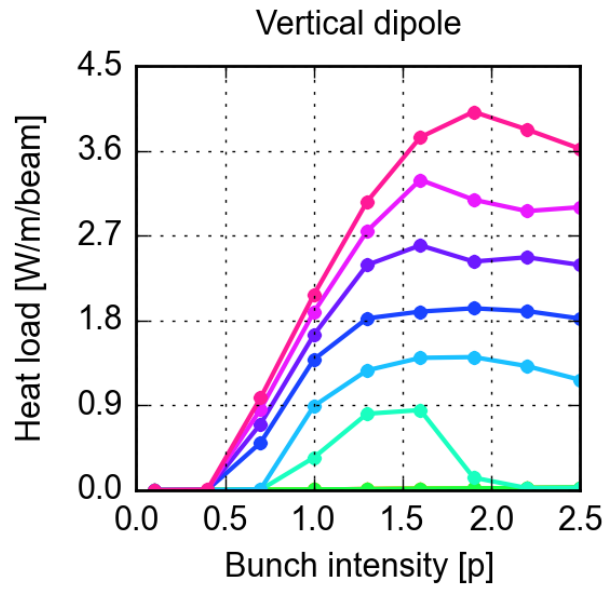
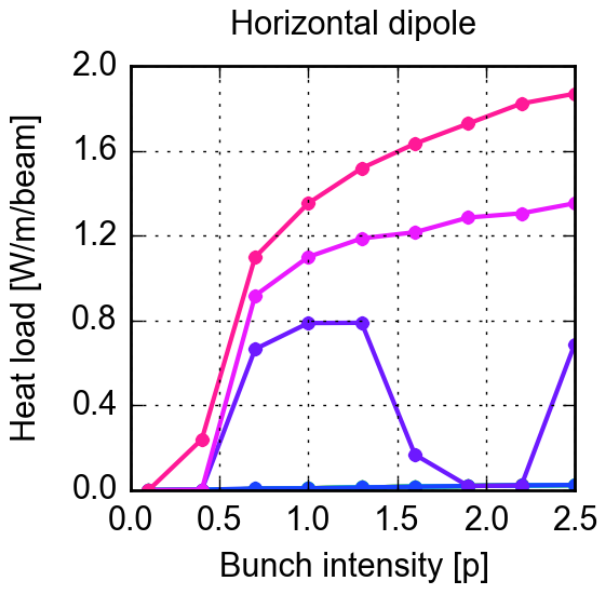
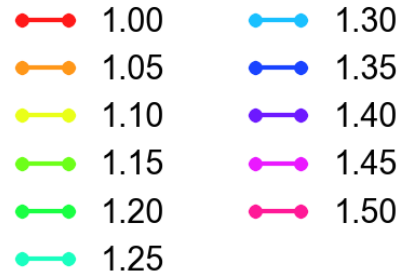
- 0.1 p/b
- 0.4 p/b
- 0.7 p/b
- 1.0 p/b
- 1.3 p/b
- 1.6 p/b
- 1.9 p/b
- 2.2 p/b
- 2.5 p/b

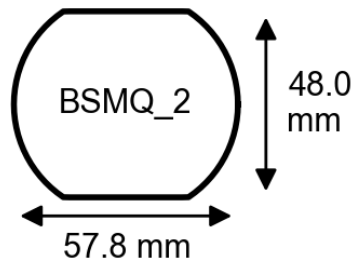


Heat load from e-cloud vs. bunch intensity

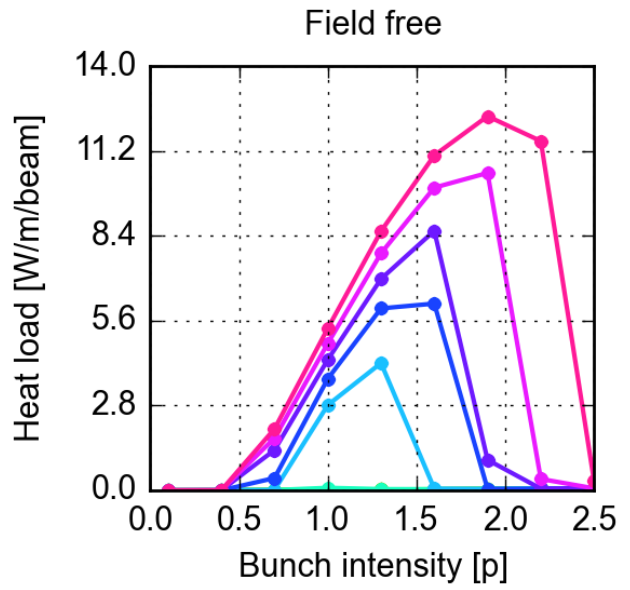
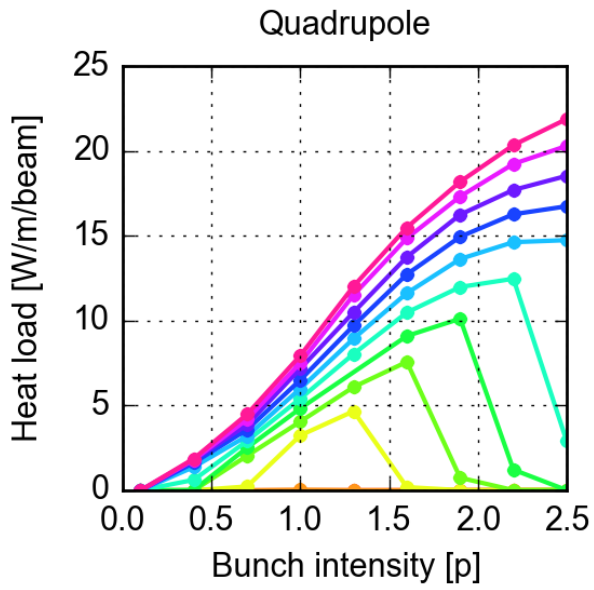
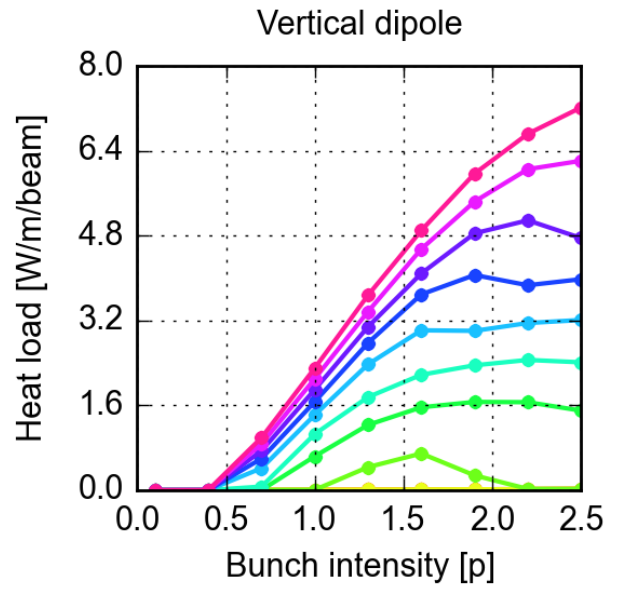
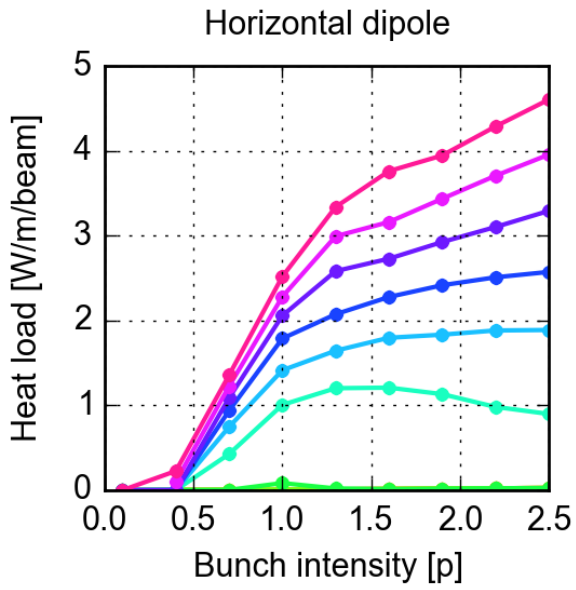
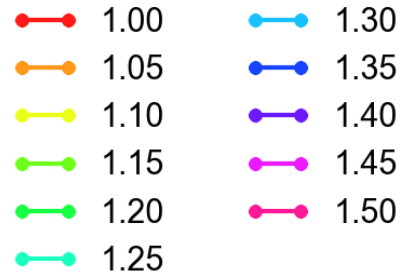


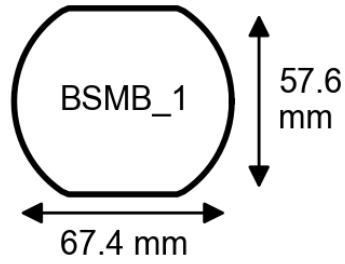
SEY



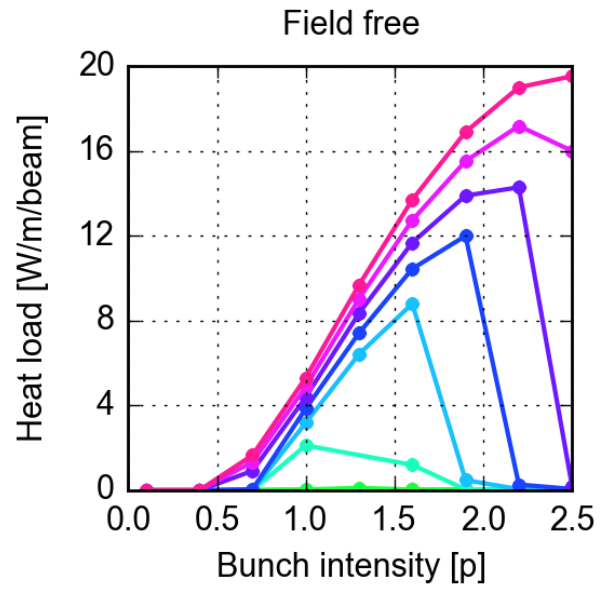
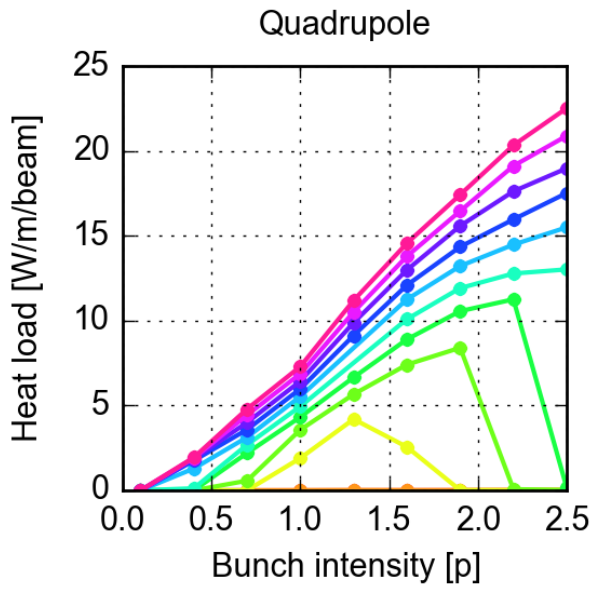
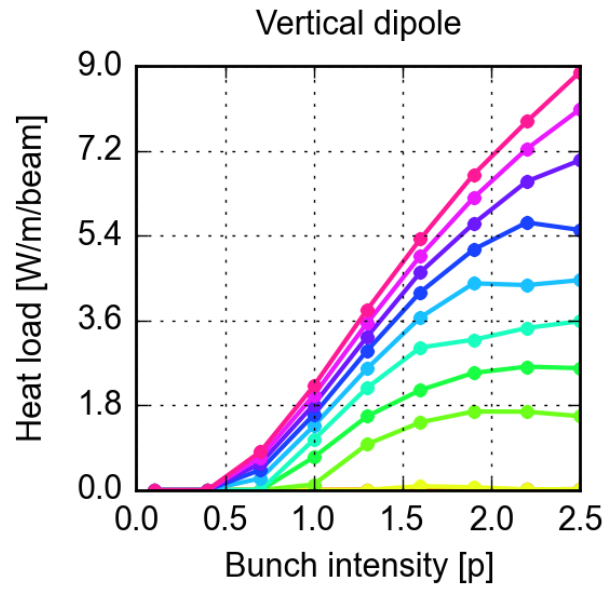
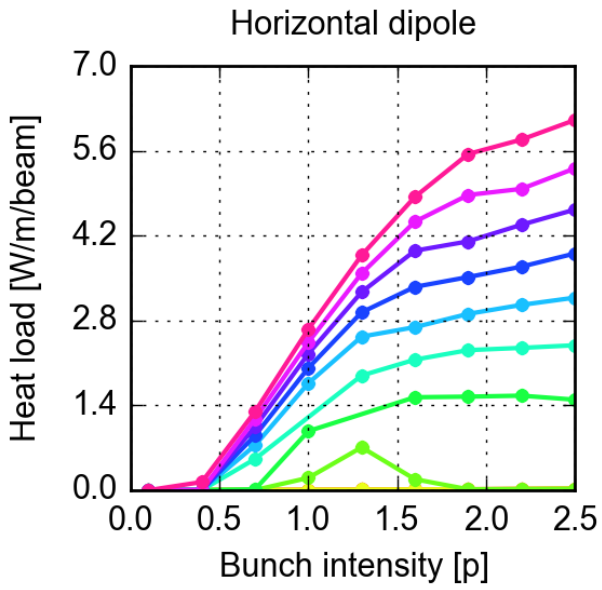
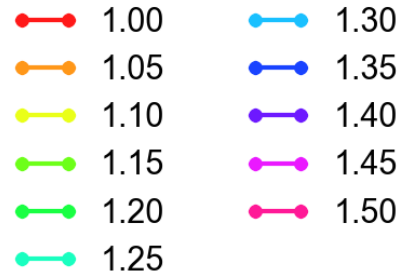


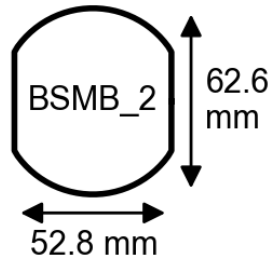
SEY



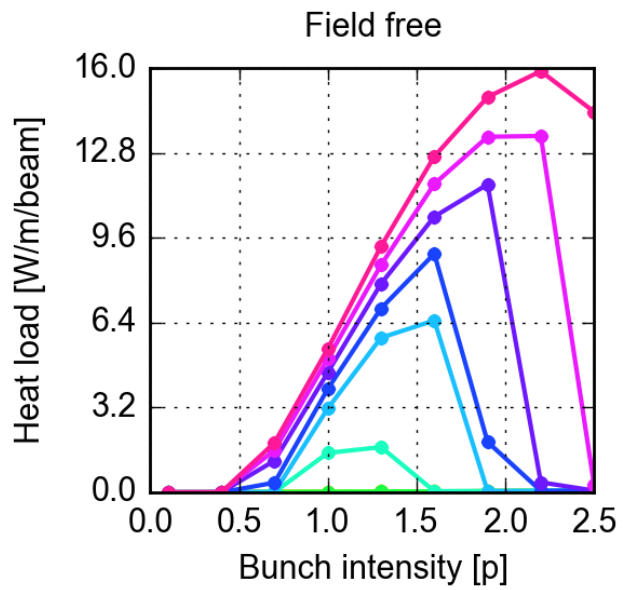
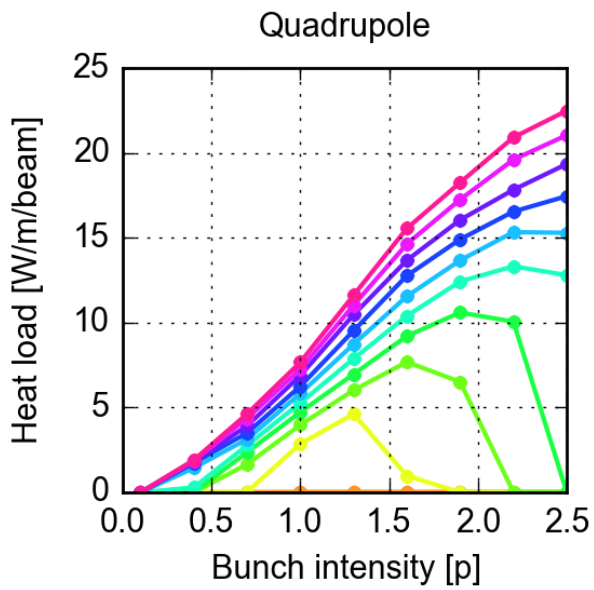
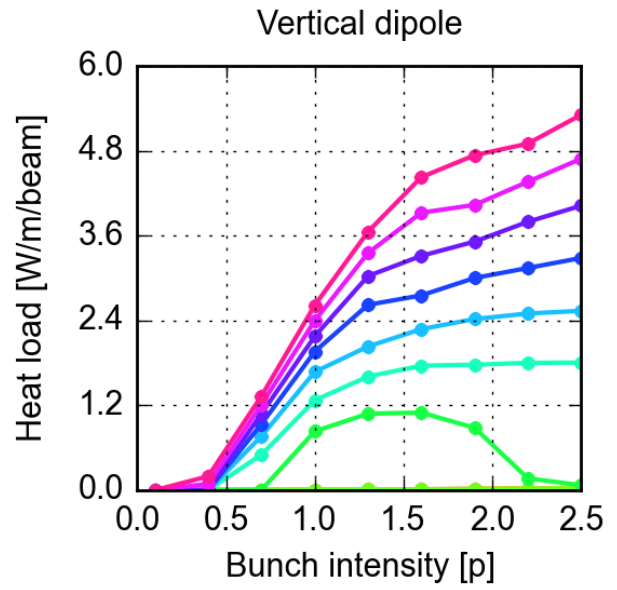
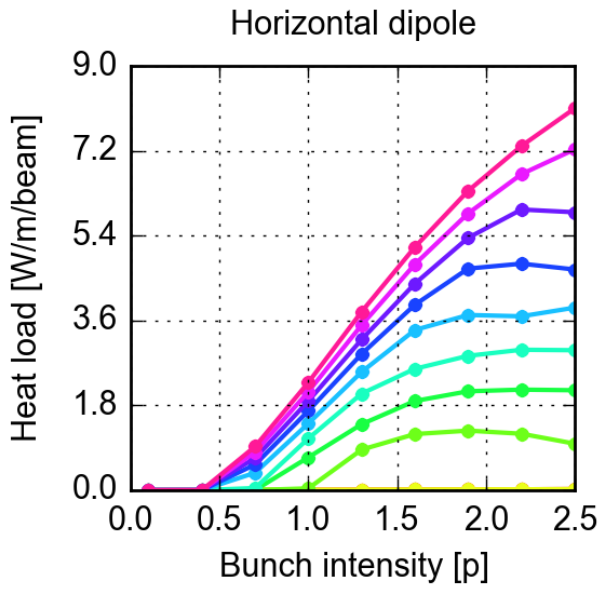
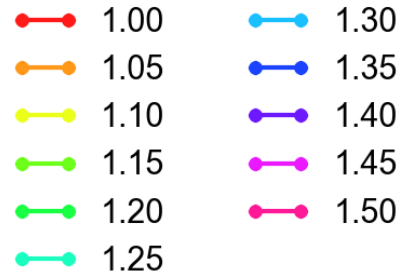


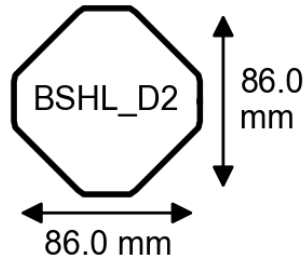
SEY



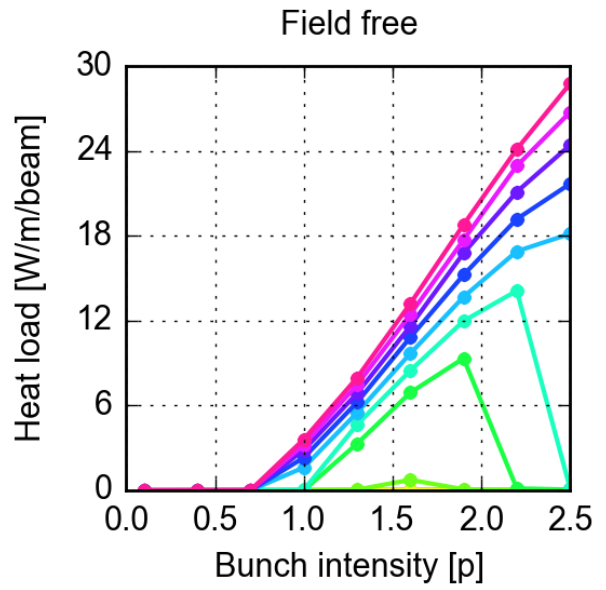
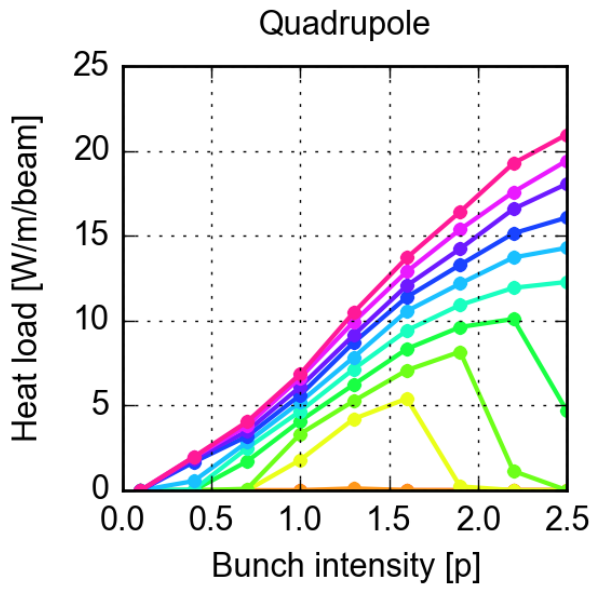
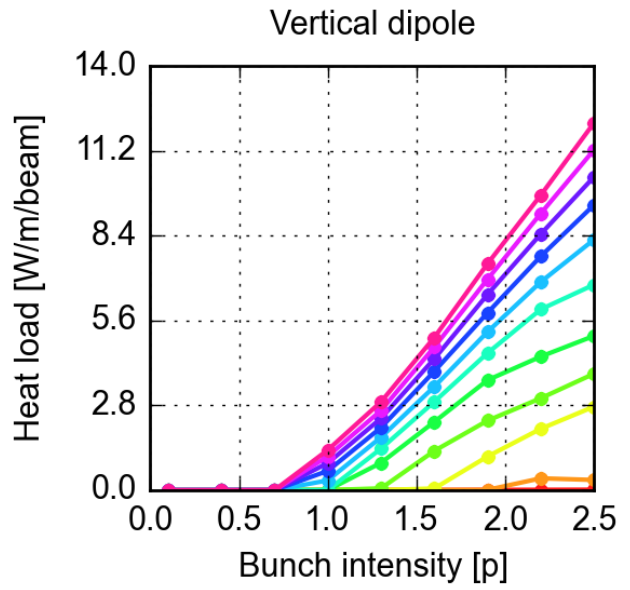
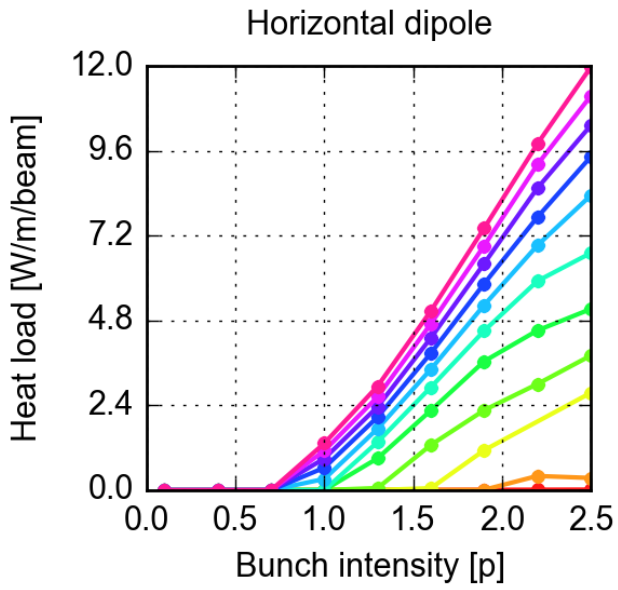
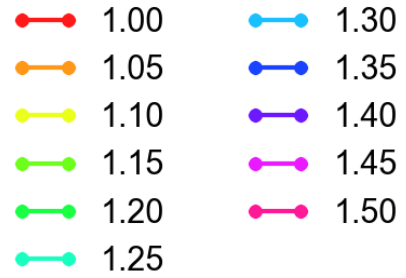


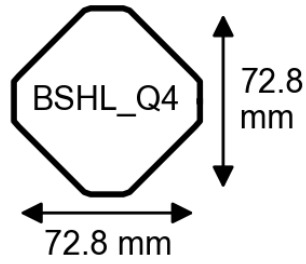
SEY



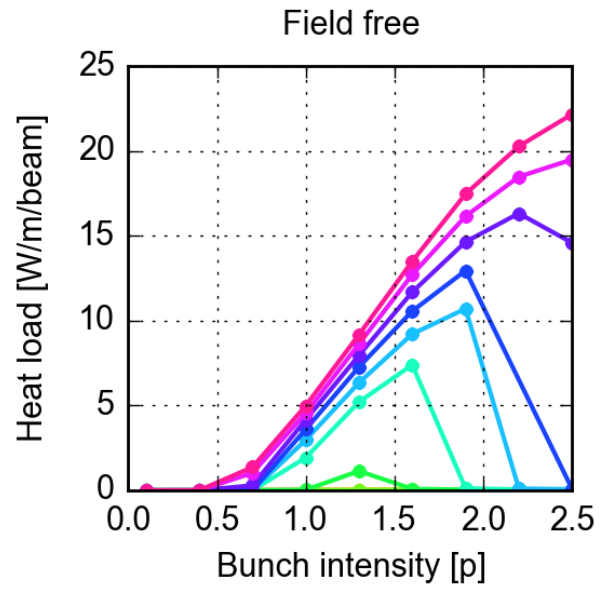
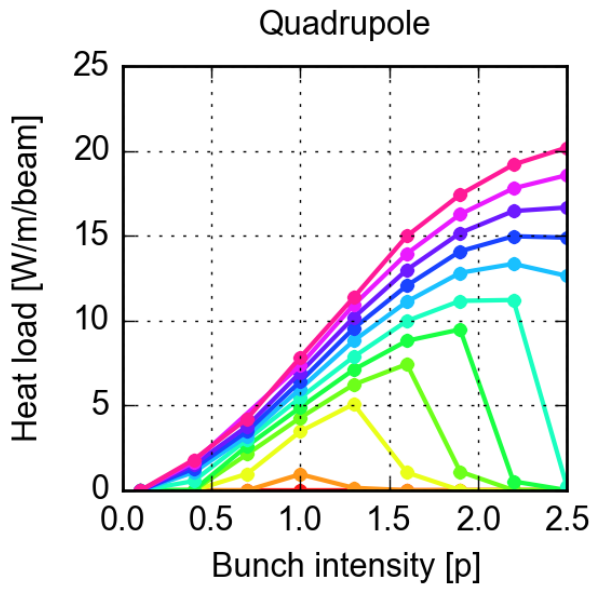
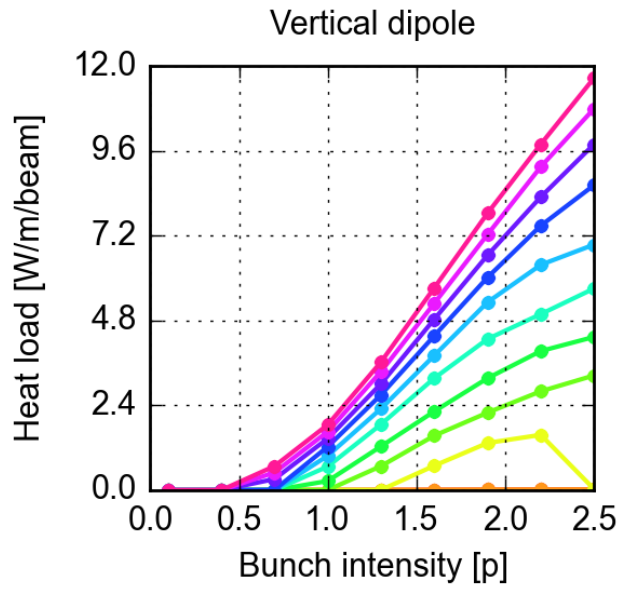
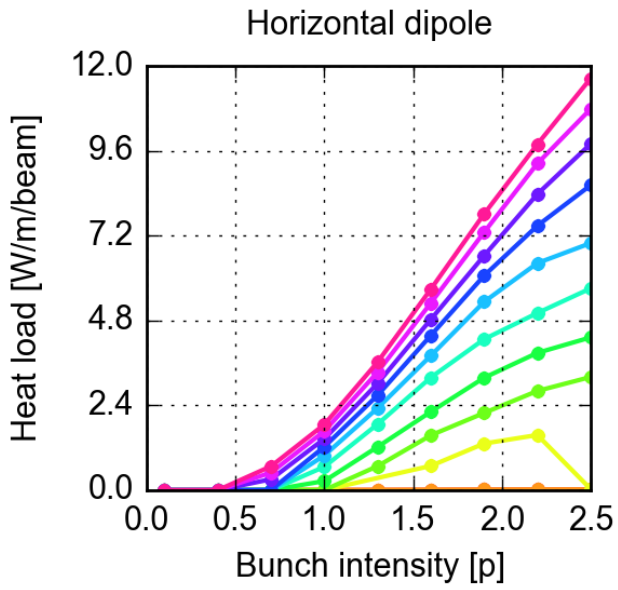
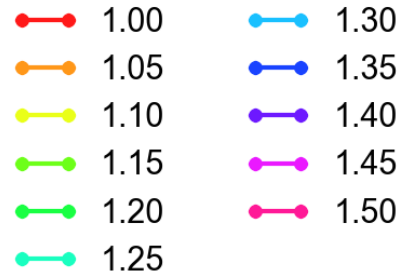


SEY





SEY



Beam screen geometries

=

Chamber Name	APERTYPE	APER_1	APER_2	APER_3	APER_4
BSMQ_1	RECTELLIPSE	22.6	17.6	22.6	22.6
BSMQ_2	RECTELLIPSE	28.9	24.0	28.9	28.9
BSMQ_Q1	RECTELLIPSE	19.0	23.9	23.9	23.9
BSMB_1	RECTELLIPSE	33.7	28.8	33.7	33.7
BSMB_2	RECTELLIPSE	26.4	31.3	31.3	31.3
BSHL_Q1	Q1_APERTURE	49.9	49.9	22500.0	67500.0
BSHL_Q23	Q23_APERTURE	59.9	59.9	17112.6	72887.4
BSHL_D2	D2_APERTURE	43.0	43.0	14907.2	75092.8
BSHL_Q4	Q4_APERTURE	36.4	36.4	12404.9	77595.1