

New Physics Interpretations

Useful information

MICHIGAN STATE UNIVERSITY

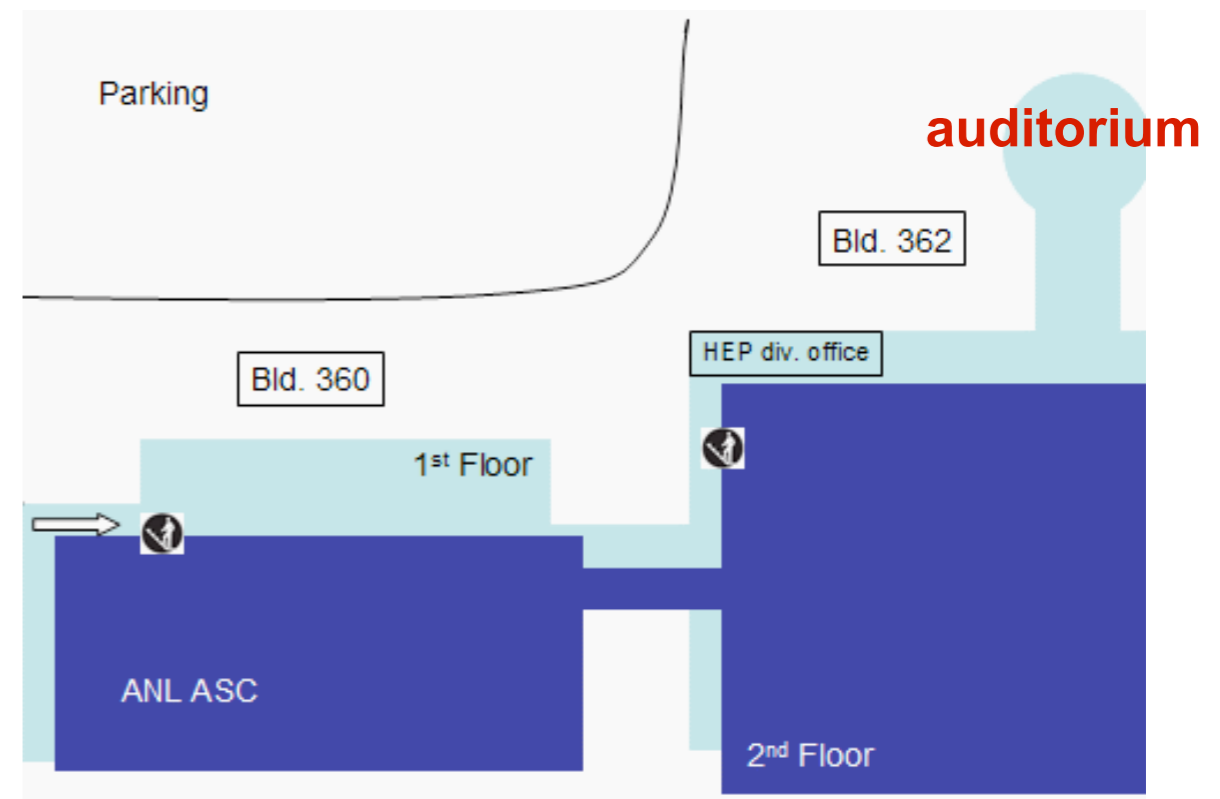
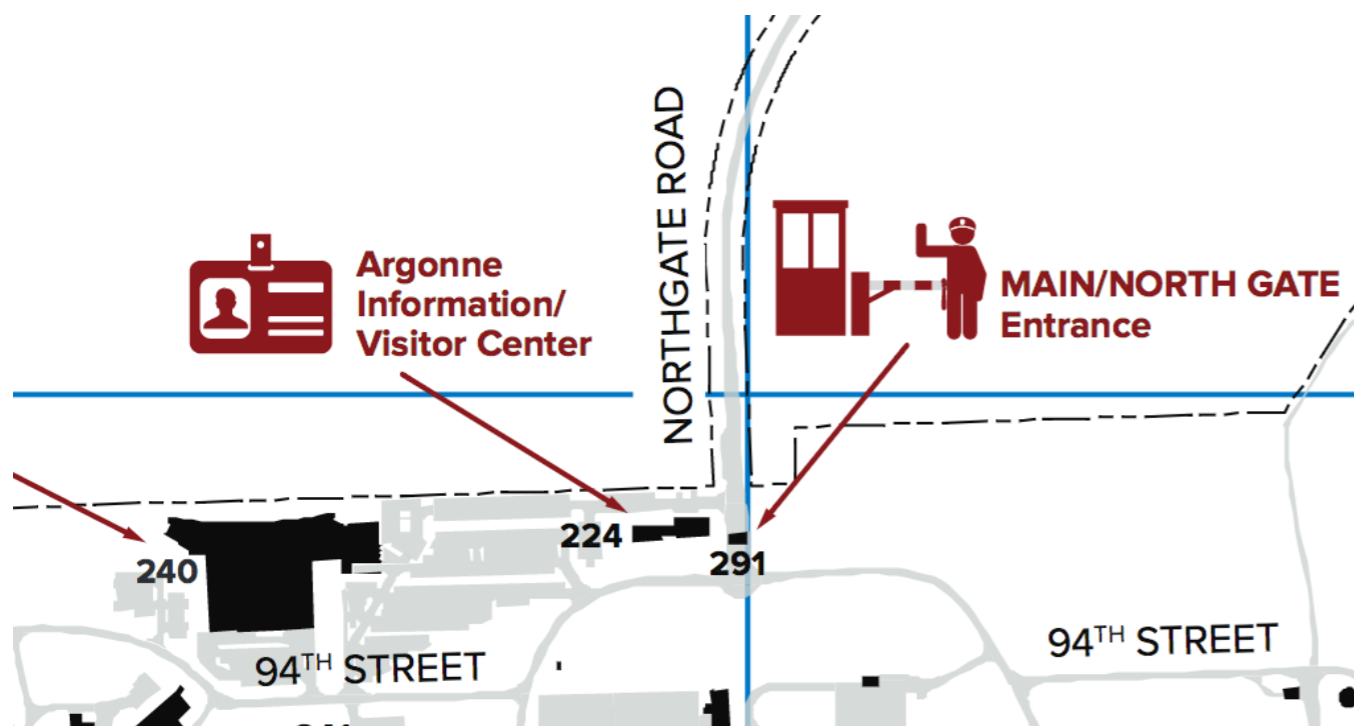
Department of Physics and Astronomy

Argonne
NATIONAL LABORATORY

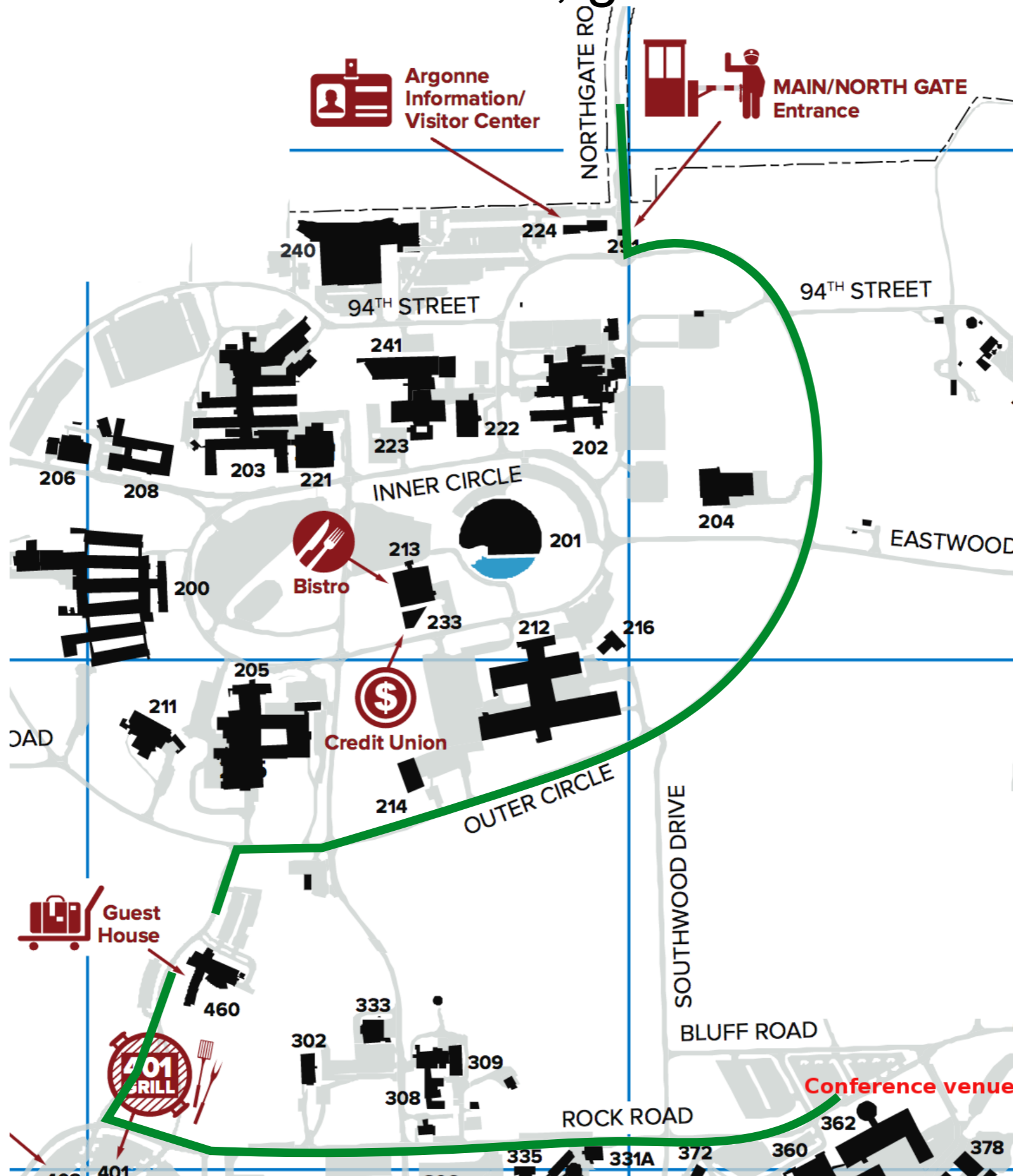


Arrival information

- The workshop will be at Argonne National Laboratory
<http://www.anl.gov/directions-and-visitor-information>
- When arriving, pick up your gate pass at the visitor center which is next to the North Gate which is off Cass Avenue
 - If arriving on Sunday, pick up the gate pass at the North gate
- The ANL ATLAS Support Center also has useful information on how to get here
<https://atlaswww.hep.anl.gov/asc/where.php>
- The workshop will take place in the auditorium of Building 362



North Gate off Cass Avenue, guest house and Bldg 362



Schedule

- The New Physics Interpretations workshop runs from Wednesday, April 5, 9am until Friday, April 7, 4pm
- All sessions are plenary sessions, each talk is 20 minutes long with 10 additional minutes for discussion.
- Speakers, please make sure you have uploaded your slides the day before your session so that we can transition between speakers smoothly.
- We will have a conference dinner on Monday, May 2, at 18:30 at Chateau Orleans (Chucks) at 8025 South Cass Avenue, Darien IL 60561 (<https://sites.google.com/view/npinterpretations2/dinner>). The cost is \$55 per participant if paid cash on Wednesday morning, or \$59.90 if paying by credit card or paypal.
 - Payment is due on Wednesday morning

Wifi

- For wireless access, your laptop needs to be registered with ANL
- Connect to the network "Argonne-guest"
- You will be asked to agree to the Argonne security and privacy notice and to have your computer scanned for common security vulnerabilities.
- When you click to agree with this, you will be asked to register with Argonne:
 - Supply your name and email address
 - A telephone number where you can be reached while using the network is: 630-252-6290 (This is Raquel Young's number.)
 - An Argonne contact person is Alexander Paramonov, aparamonov@anl.gov
 - The name of your home institution.
- Once you submit this information, a web page should indicate that you will be getting an address on the visitor network within the next minute.

Building 362 safety information

- When to Dial 911: Dial 911 immediately if you:
 - See evidence of a fire or other accident.
 - Become injured or become aware of injury to another person.
 - Sense any other possible emergency.
- When in doubt, dial 911 — no one will fault you for sounding a false alarm.
- Emergency Evacuation: The fire alarm or building evacuation alarm is an audible bell notification. When this bell is heard follow any special instructions given over the loud speaker and evacuate the building through the nearest exit. Once outside head towards the north side parking lot of building 362 and look for the Area Emergency Supervisor who will be wearing an orange hat with the letters AES. The AES will direct building occupants to the outside of Building 617 (lower level), where all building occupants will be accounted for. In inclement weather, occupants will assemble inside of Building 617.
- Note the locations of fire extinguishers.
- Never fight a fire unless your own safety is threatened.
- Dial 911 from a safe location and stay on the line until you are advised to hang up.
- Exits: All exits and paths to exits in Building 362 are for the benefit of all occupants. These exits are illustrated on graphic postings located on the walls of the corridors. The doors leading directly to the outside from the auditorium are emergency exits only.
- Smoking Regulations:
 - There is no smoking in Bldg. 362. Cigarettes should be properly disposed of in the urns at the ends and rear of the building or in the receptacle mounted near the front entrance.