



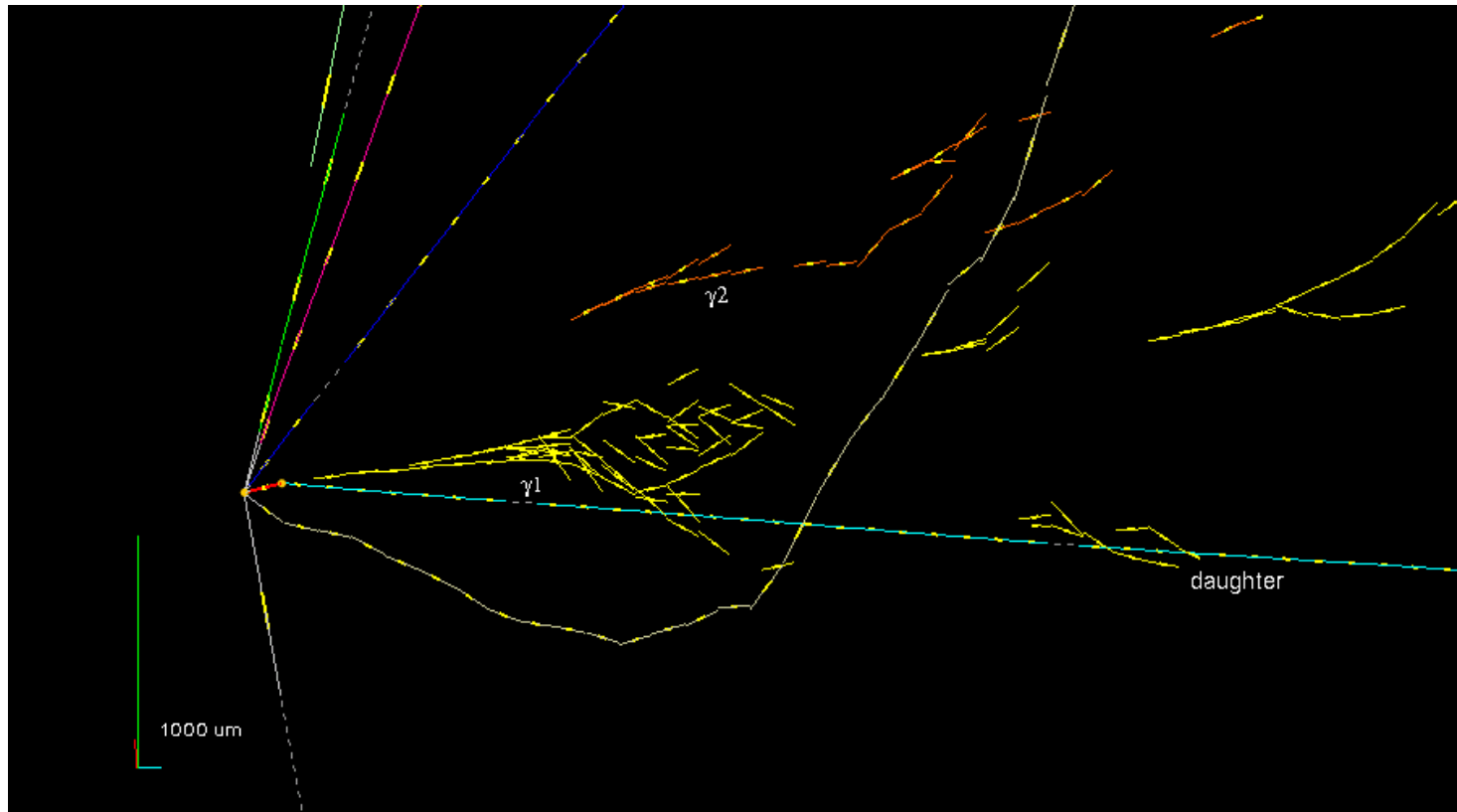
Results of the OPERA experiment

Giovanni De Lellis

University "Federico II" and INFN Napoli

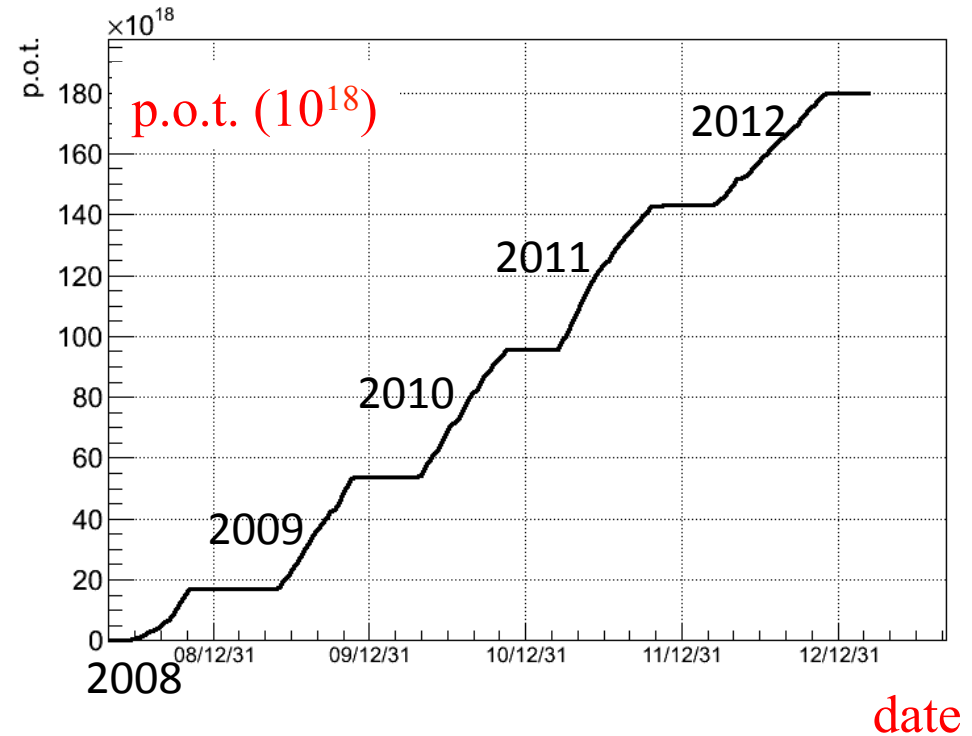
On behalf of the OPERA Collaboration

For the CXXII Meeting of the SPSC Committee

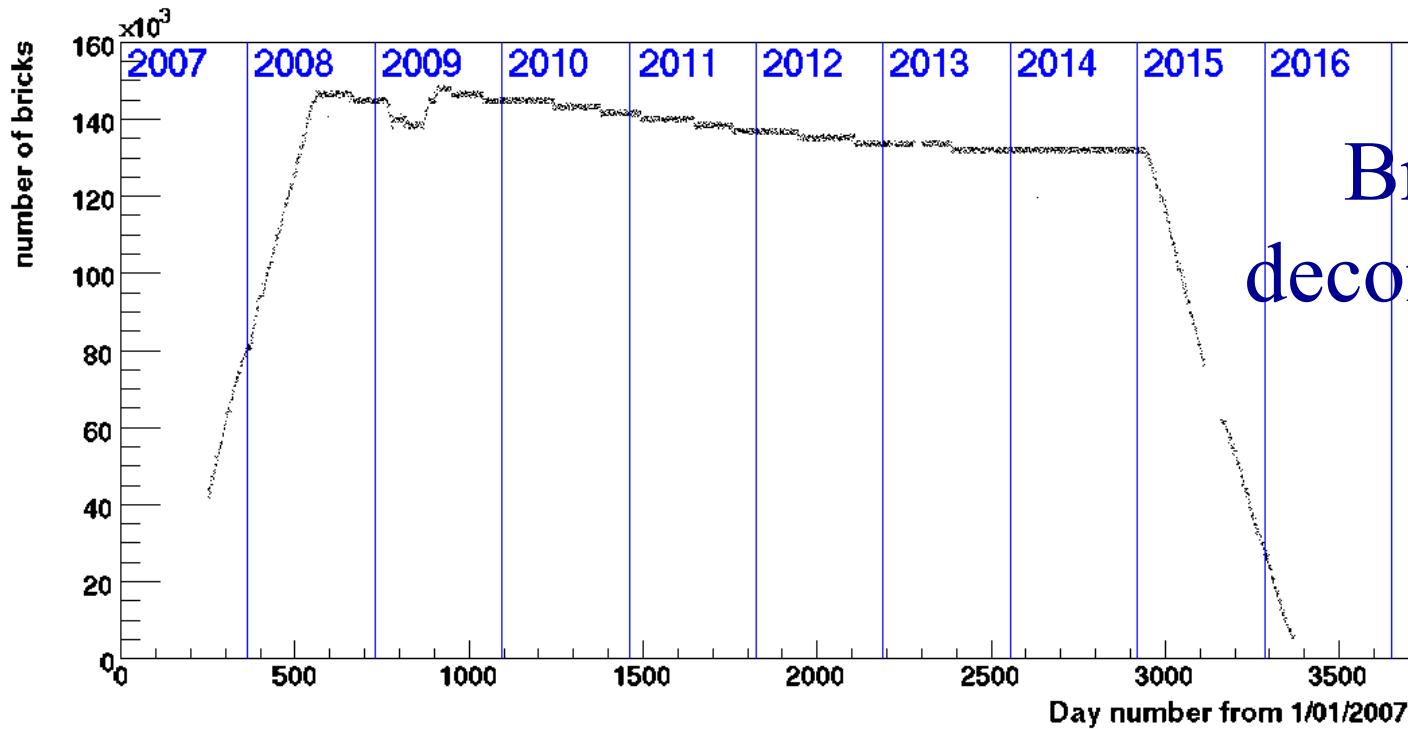


The CNGS beam along its five years of operation 2008 ÷ 2012

Year	Beam days	P.O.T. (10^{19})
2008	123	1.74
2009	155	3.53
2010	187	4.09
2011	243	4.75
2012	257	3.86
Total	965	17.97

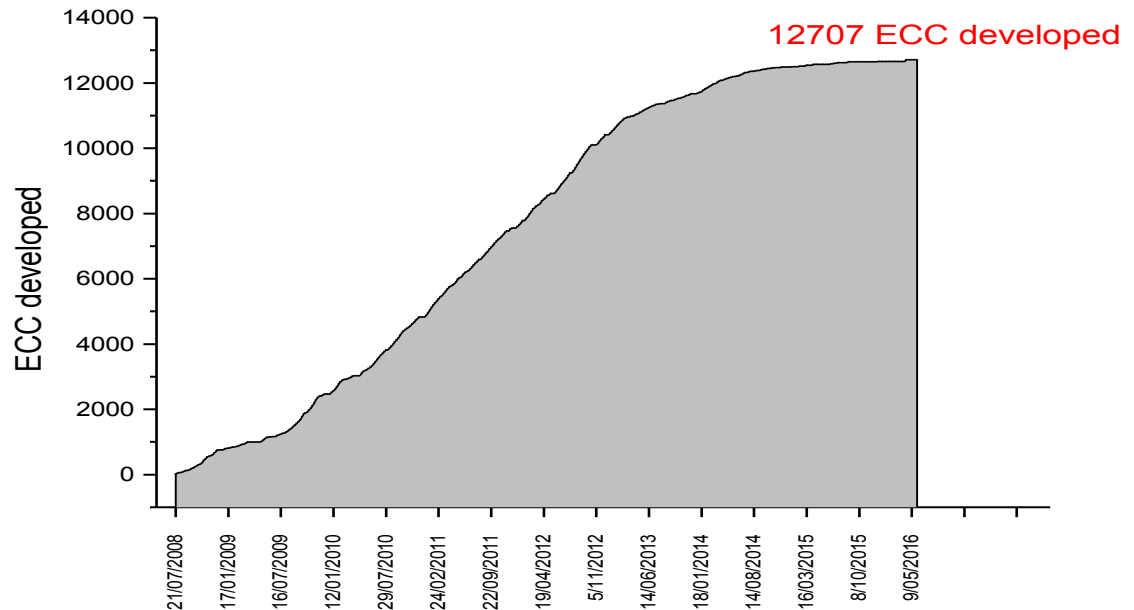


Last neutrino interaction recorded on December 3rd 2012

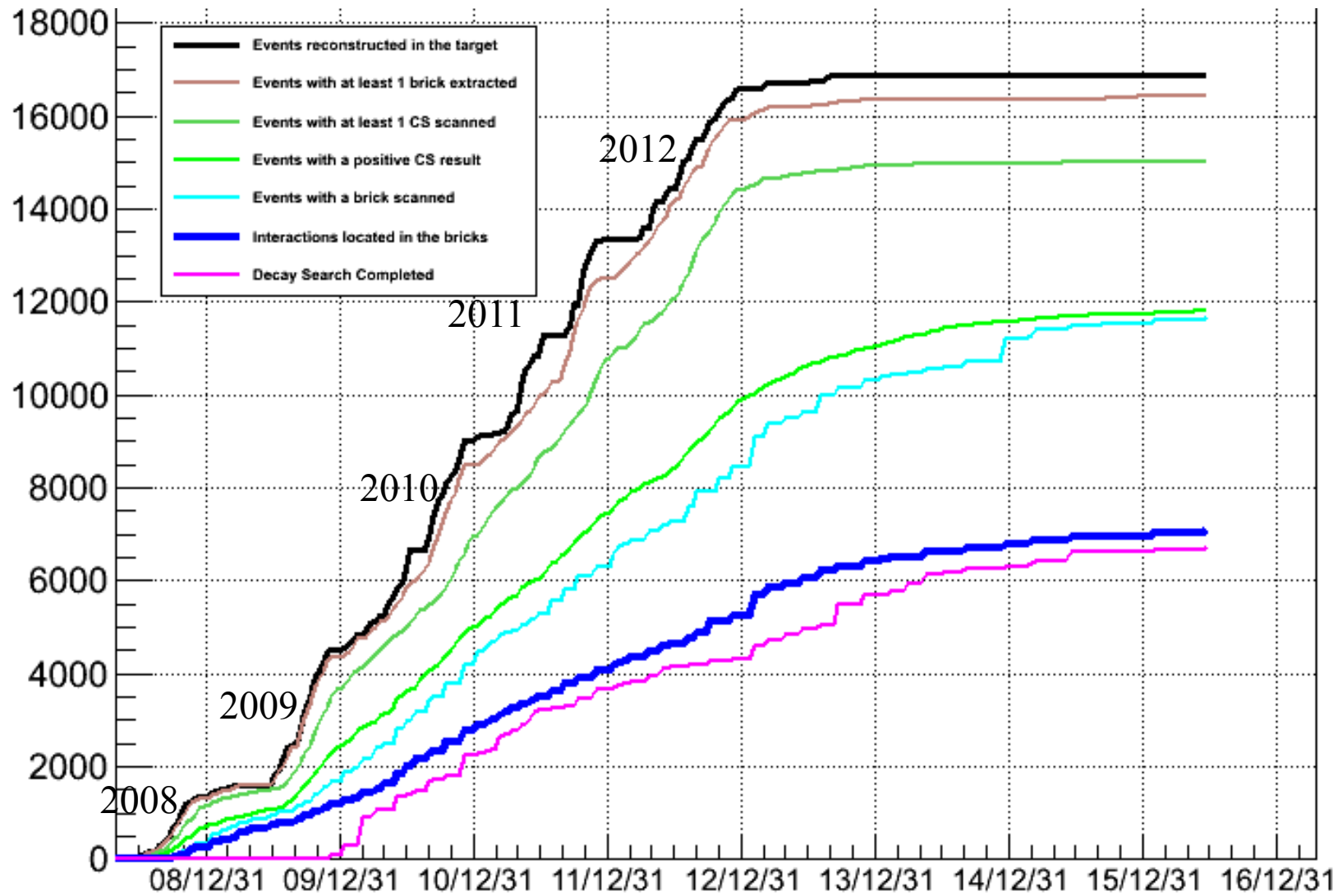


Brick target
decommissioning

Brick
development



STATUS OF DATA ANALYSIS



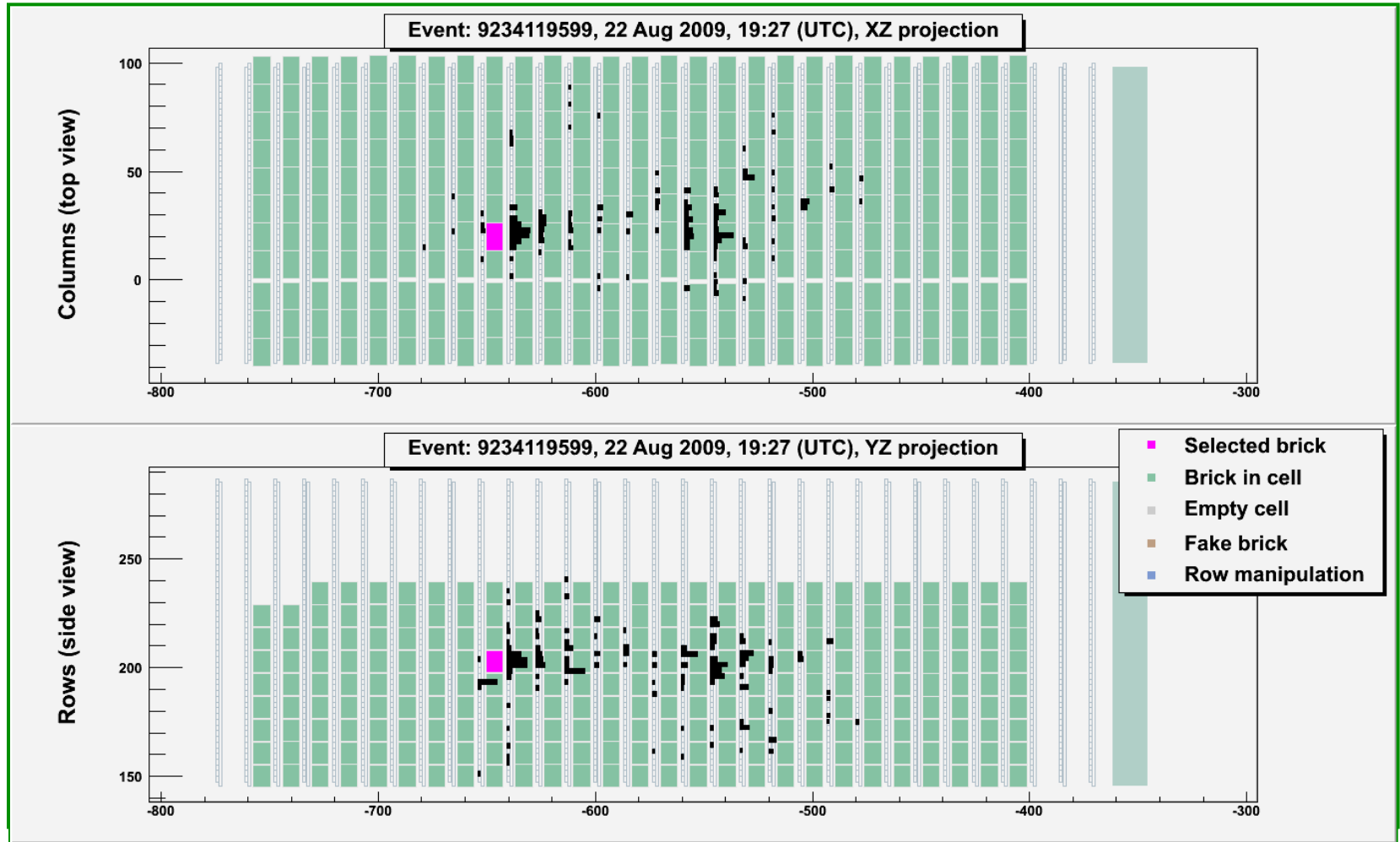
OSCILLATION PHYSICS

$\nu_{\mu} \rightarrow \nu_{\tau}$ ANALYSIS STRATEGY

- 2008-2009 runs
 - No kinematical selection: get confidence on the detector performances before applying any kinematical cut
 - Slower analysis speed (signal/noise not optimal)
 - Kinematical selection applied for the candidate selection, coherently for all runs
 - Good data/MC agreement shown
- 2010-2012 runs
 - $P_{\mu} < 15$ GeV/c, to suppress charm background
 - Prioritise the analysis of the most probable brick in the probability map: optimal ratio between efficiency and analysis time
 - Analyse the other bricks in the probability map


THE FIRST ν_τ CANDIDATE

As seen by the electronic detectors ...



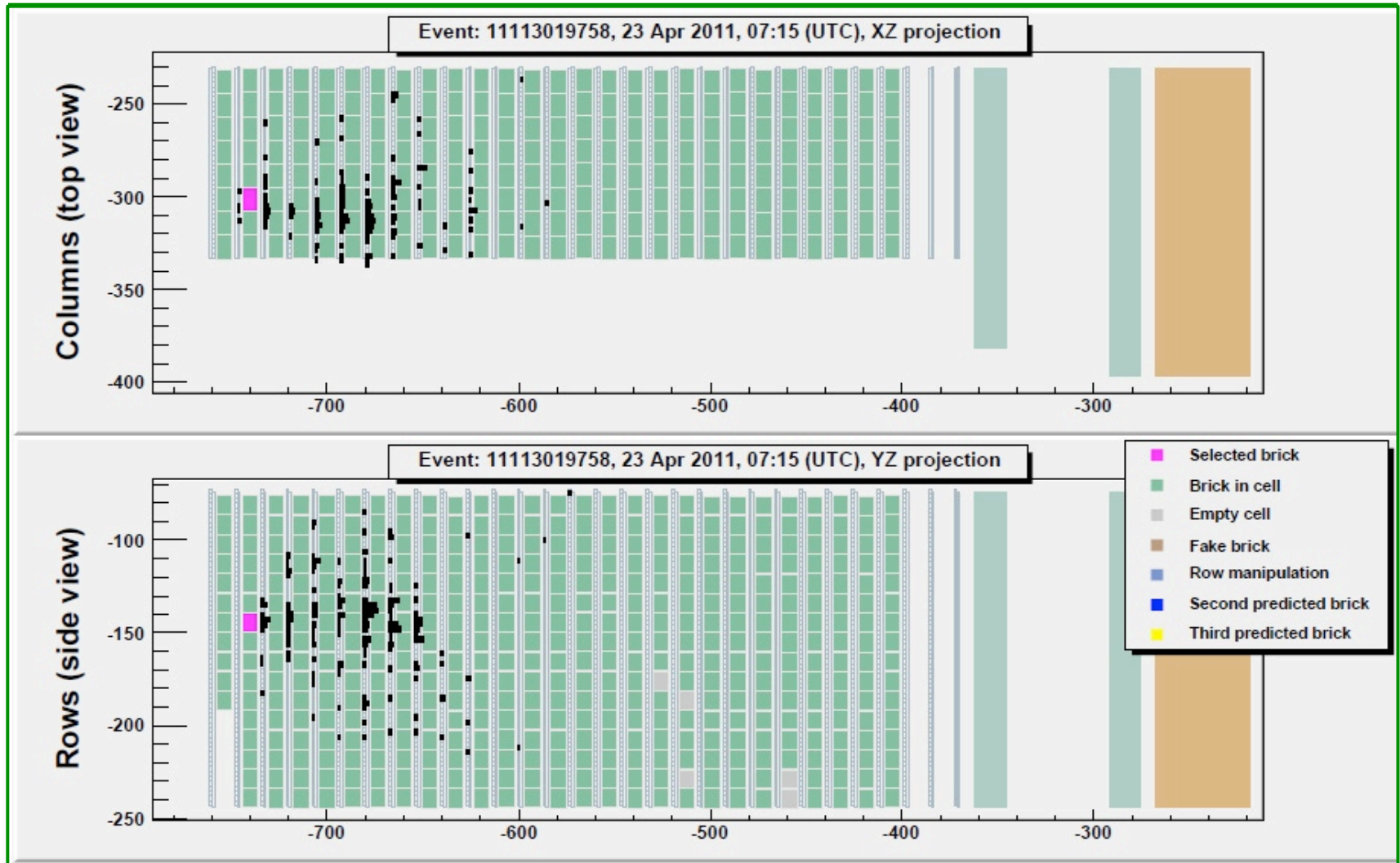
THE FIRST ν_τ CANDIDATE

... and in the brick




THE SECOND ν_τ CANDIDATE

As seen by the electronic detectors ...



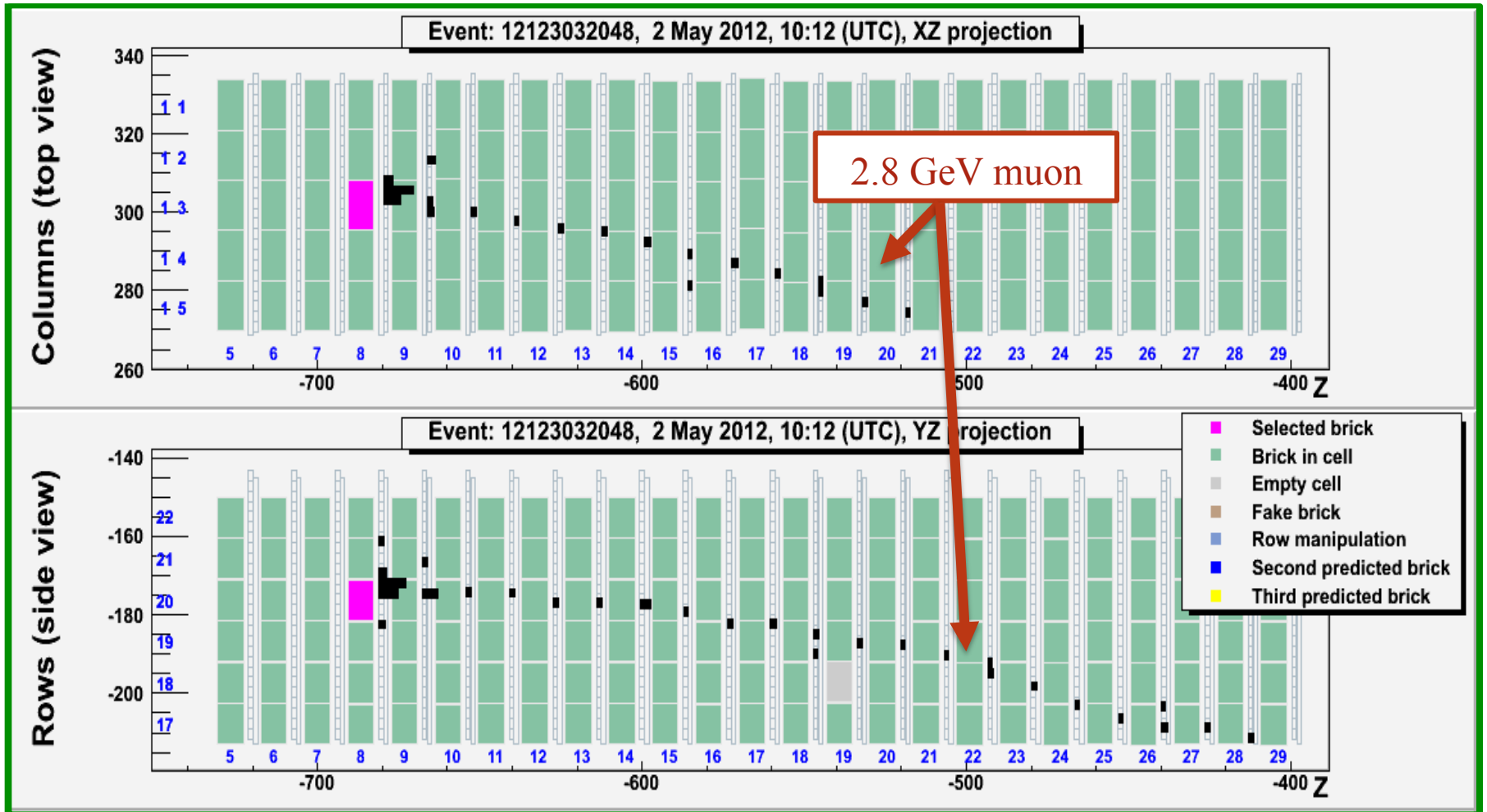
THE SECOND ν_τ CANDIDATE

... and in the brick



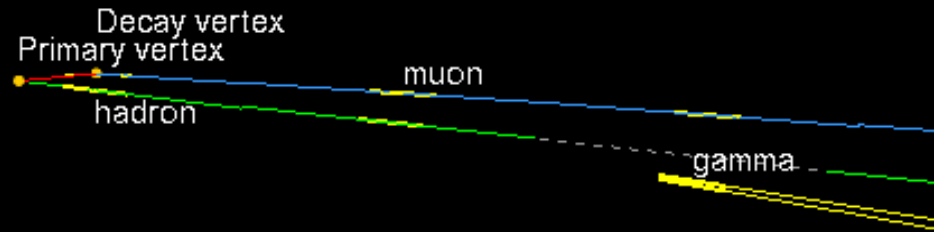
THE THIRD ν_τ CANDIDATE

As seen by the electronic detectors ...



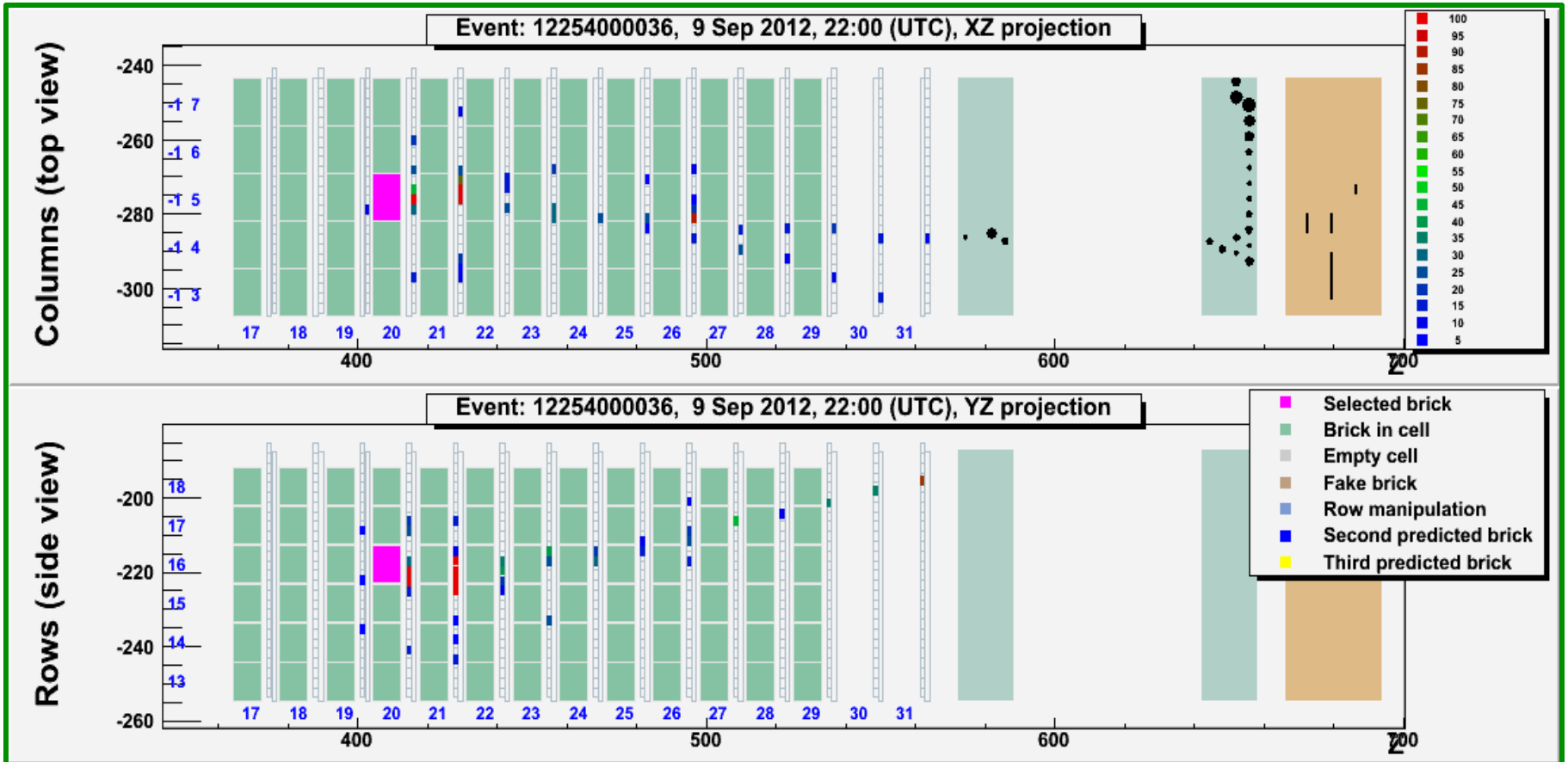
THE THIRD ν_τ CANDIDATE

... and in the brick



THE FOURTH ν_τ CANDIDATE

As seen by the electronic detectors ...

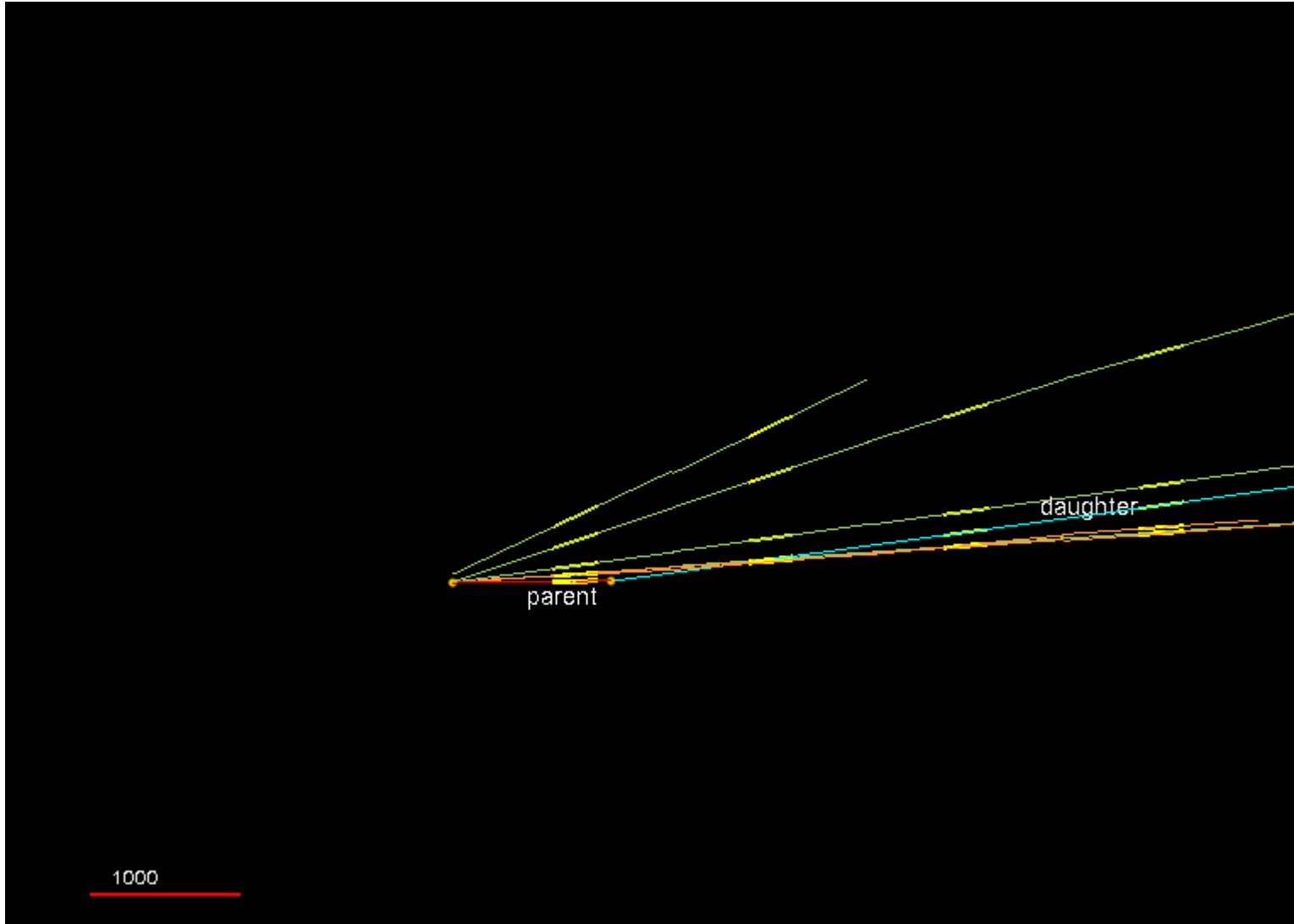


PTEP 10 (2014) 101C01

Giovanni De Lellis, CXXII SPSC Meeting

THE FORTH ν_τ CANDIDATE

... and in the brick



OUTSTANDING PAPER AWARD BY THE PHYSICAL SOCIETY OF JAPAN

日本物理学会論文賞

Outstanding Paper Award of the Physical Society of Japan

Title of Article


*Observation of tau neutrino appearance
in the CNGS beam with the OPERA
experiment*

Journal

Prog. Theor. Exp. Phys. 2014, 101C01 (2014)

Authors

OPERA Collaboration



This is to certify that your article has been selected
for the 21st Outstanding Paper Award from

Journal of the Physical Society of Japan
Progress of Theoretical and Experimental Physics
Progress of Theoretical Physics

published by the Physical Society of Japan.

March 20, 2016

一般社団法人日本物理学会

会長 藤井保彦

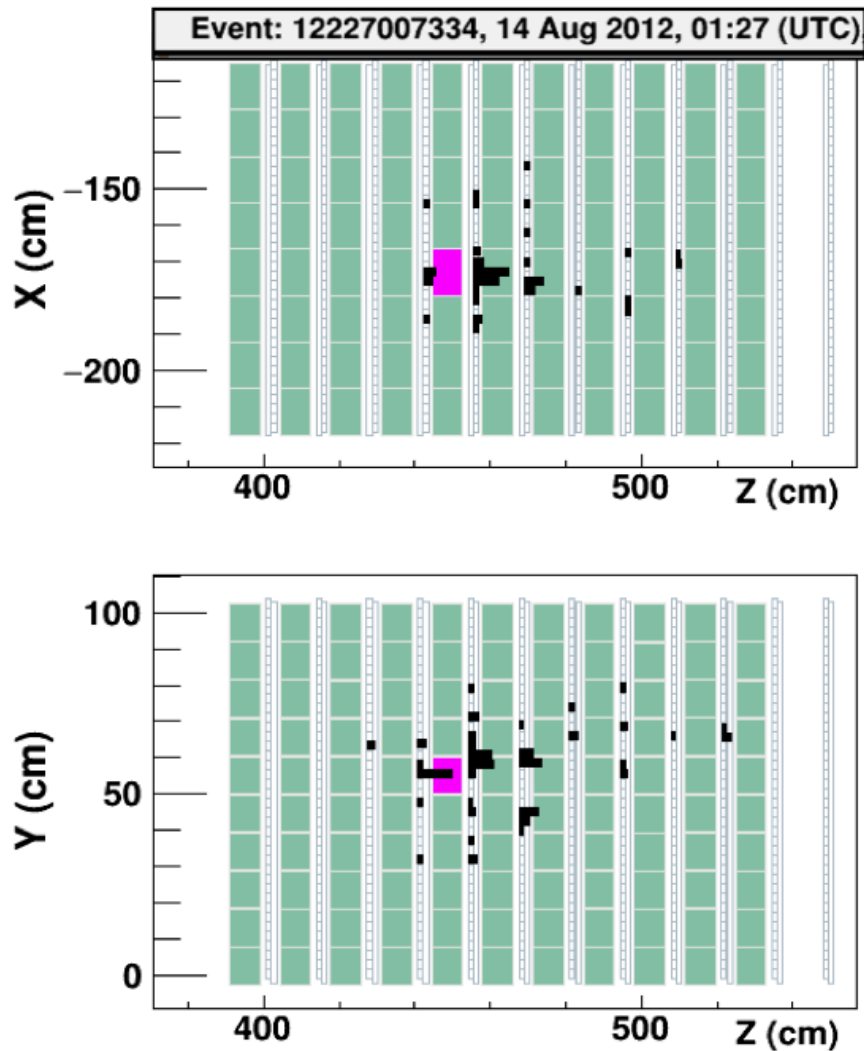
Yasuhiko Fujii

President, The Physical Society of Japan



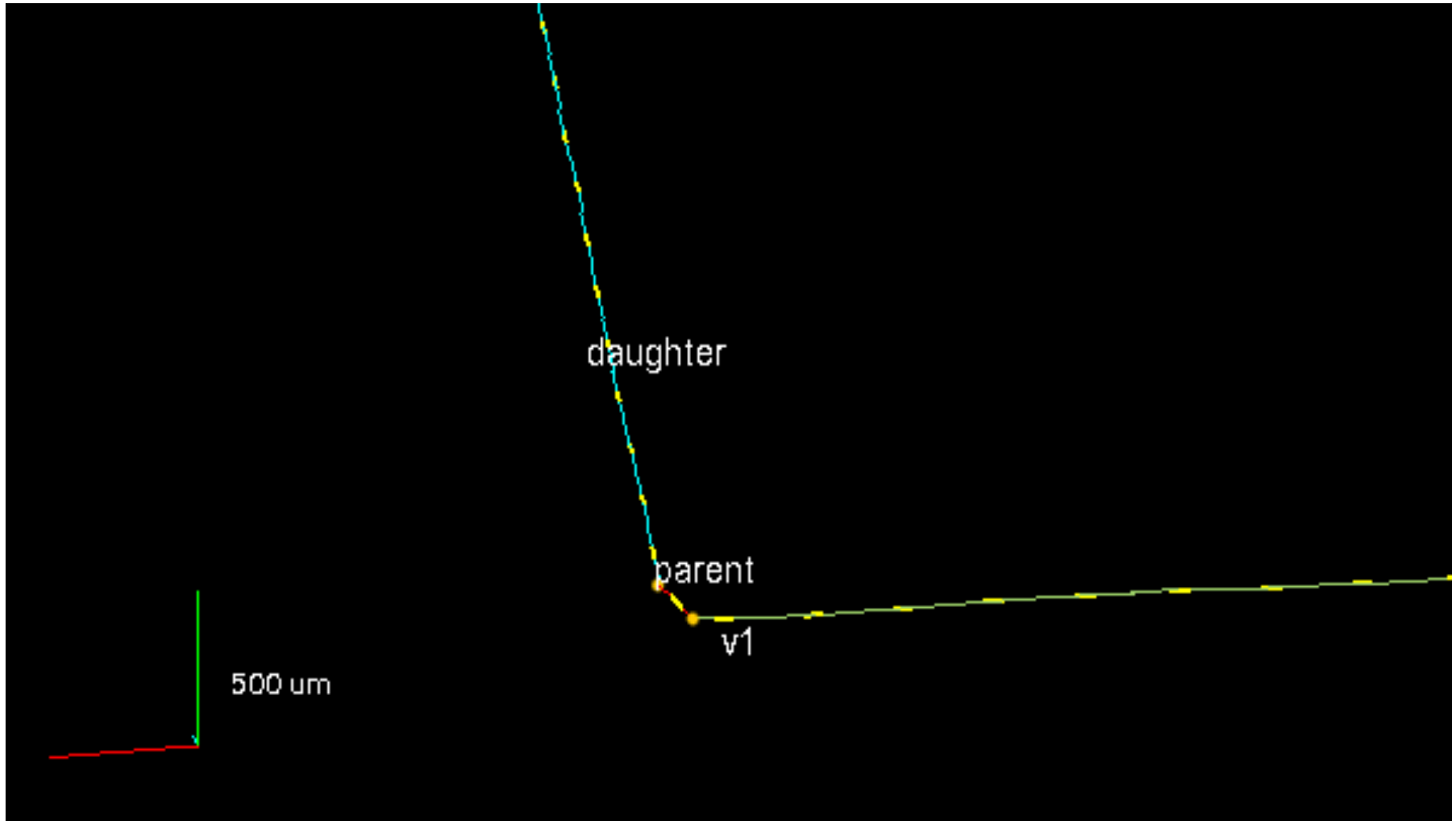
THE FIFTH ν_τ CANDIDATE

As seen by the electronic detectors ...



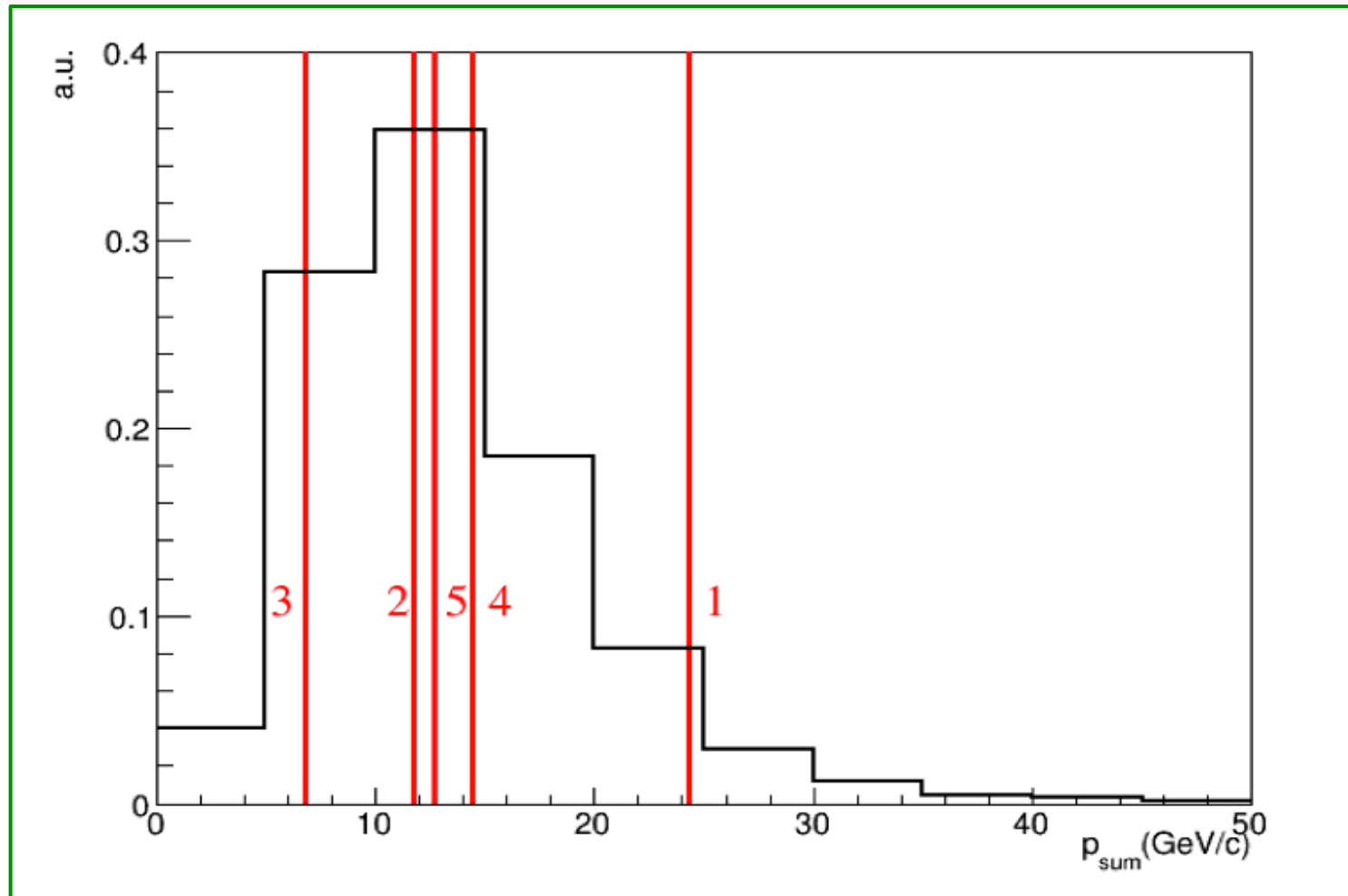
THE FIFTH ν_τ CANDIDATE

... and in the brick



VISIBLE ENERGY OF ALL THE CANDIDATES

Sum of the momenta of charged particles and γ 's measured in emulsion



STATISTICAL CONSIDERATIONS

Channel	Expected background				Expected signal	Observed
	Charm	Had. re-interac.	Large μ -scat.	Total		
$\tau \rightarrow 1h$	0.017 ± 0.003	0.022 ± 0.006	—	0.04 ± 0.01	0.52 ± 0.10	3
$\tau \rightarrow 3h$	0.17 ± 0.03	0.003 ± 0.001	—	0.17 ± 0.03	0.73 ± 0.14	1
$\tau \rightarrow \mu$	0.004 ± 0.001	—	0.0002 ± 0.0001	0.004 ± 0.001	0.61 ± 0.12	1
$\tau \rightarrow e$	0.03 ± 0.01	—	—	0.03 ± 0.01	0.78 ± 0.16	0
Total	0.22 ± 0.04	0.02 ± 0.01	0.0002 ± 0.0001	0.25 ± 0.05	2.64 ± 0.53	5

Two statistical methods:

- Fisher combination of single channel p-values
- Profile likelihood ratio

$$\Delta m^2 = 2.44 \cdot 10^{-3} \text{ eV}^2$$

5 observed events with 0.25 background events expected

Probability to be explained by background $\left\{ \begin{array}{l} \text{Fisher} = 1.10 \times 10^{-7} \\ \text{Profile likelihood} = 1.07 \times 10^{-7} \end{array} \right.$

This corresponds to 5.1 σ significance of non-null observation

$$P(n \geq 5 \mid \mu = 2.9) = 16.6 \%$$

$$P^\dagger = 6.4\%$$

P^\dagger = probability to obtain a configuration less likely than (3, 1, 1, 0)



Discovery of τ Neutrino Appearance in the CNGS Neutrino Beam with the OPERA Experiment

N. Agafonova,¹ A. Aleksandrov,² A. Anokhina,³ S. Aoki,⁴ A. Ariga,⁵ T. Ariga,⁵ D. Bender,⁶ A. Bertolin,⁷ I. Bodnarchuk,⁸ C. Bozza,⁹ R. Brugnera,^{7,10} A. Buonauro,^{2,11} S. Buontempo,² B. Büttner,¹² M. Chernyavsky,¹³ A. Chukanov,⁸ L. Consiglio,² N. D'Ambrosio,¹⁴ G. De Lellis,^{2,11} M. De Serio,^{15,16} P. Del Amo Sanchez,¹⁷ A. Di Crescenzo,² D. Di Ferdinando,¹⁸ N. Di Marco,¹⁴ S. Dmitrievski,⁸ M. Dracos,¹⁹ D. Duchesneau,¹⁷ S. Dusini,⁷ T. Dzhatdov,³ J. Ebert,¹² A. Ereditato,⁵ R. A. Fini,¹⁶ F. Fomari,^{18,20} T. Fukuda,²¹ G. Galati,^{2,11} A. Garfagnini,^{7,10} J. Goldberg,²² Y. Gornushkin,⁸ G. Grella,⁹ A. M. Guler,⁶ C. Gustavino,²³ C. Hagner,¹² T. Hara,⁴ H. Hayakawa,²⁴ A. Hollnagel,¹² B. Hosseini,^{2,11} K. Ishiguro,²⁴ K. Jakovcic,²⁵ C. Jollet,¹⁹ C. Kamiscioglu,⁶ M. Kamiscioglu,⁶ J. H. Kim,²⁶ S. H. Kim,^{26,*} N. Kitagawa,²⁴ B. Klicek,²⁵ K. Kodama,²⁷ M. Komatsu,²⁴ U. Kose,^{7,†} I. Kreslo,⁵ F. Laudisio,⁹ A. Lauria,^{2,11} A. Ljubicic,²⁵ A. Longhin,²⁸ P. F. Loverre,^{23,29} A. Malgin,¹ M. Malenica,²⁵ G. Mandrioli,¹⁸ T. Matsuo,²¹ T. Matsushita,²⁴ V. Matveev,¹ N. Mauri,^{18,20} E. Medinaceli,^{7,10} A. Mereaglia,¹⁹ S. Mikado,³⁰ M. Miyanishi,²⁴ F. Mizutani,⁴ P. Monacelli,²³ M. C. Montesi,^{2,11} K. Morishima,²⁴ M. T. Muciaccia,^{15,16} N. Naganawa,²⁴ T. Naka,²⁴ M. Nakamura,²⁴ T. Nakano,²⁴ Y. Nakatsuka,²⁴ K. Niwa,²⁴ S. Ogawa,²¹ A. Olchevsky,⁸ T. Omura,²⁴ K. Ozaki,⁴ A. Paoloni,²⁸ L. Paparella,^{15,16} B. D. Park,^{26,‡} I. G. Park,²⁶ L. Pasqualini,^{18,20} A. Pastore,¹⁵ L. Patrizii,¹⁸ H. Pessard,¹⁷ C. Pistillo,⁵ D. Podgrudkov,³ N. Polukhina,¹³ M. Pozzato,^{18,20} F. Pupilli,²⁸ M. Roda,^{7,10} T. Roganova,³ H. Rokujo,²⁴ G. Rosa,^{23,29} O. Ryazhskaya,¹ O. Sato,^{24,§} A. Schembri,¹⁴ W. Schmidt-Parzefall,¹² I. Shakirianova,¹ T. Shchedrina,^{13,11} A. Sheshukov,⁸ H. Shibuya,²¹ T. Shiraishi,²⁴ G. Shoziyoev,³ S. Simone,^{15,16} M. Sioli,^{18,20} C. Sirignano,^{7,10} G. Sirri,¹⁸ A. Sotnikov,⁸ M. Spinetti,²⁸ L. Stanco,⁷ N. Starkov,¹³ S. M. Stellacci,⁹ M. Stipcevic,²⁵ P. Strolin,^{2,11} S. Takahashi,⁴ M. Tenti,¹⁸ F. Terranova,^{28,31} V. Tioukov,² S. Tufanli,^{5,||} P. Vilain,³² M. Vladymyrov,^{13,¶} L. Votano,²⁸ J. L. Vuilleumier,⁵ G. Wilquet,³² B. Wonsak,¹² C. S. Yoon,²⁶ and S. Zemskova⁸

(OPERA Collaboration)



Scientific Background on the Nobel Prize in Physics 2015

NEUTRINO OSCILLATIONS

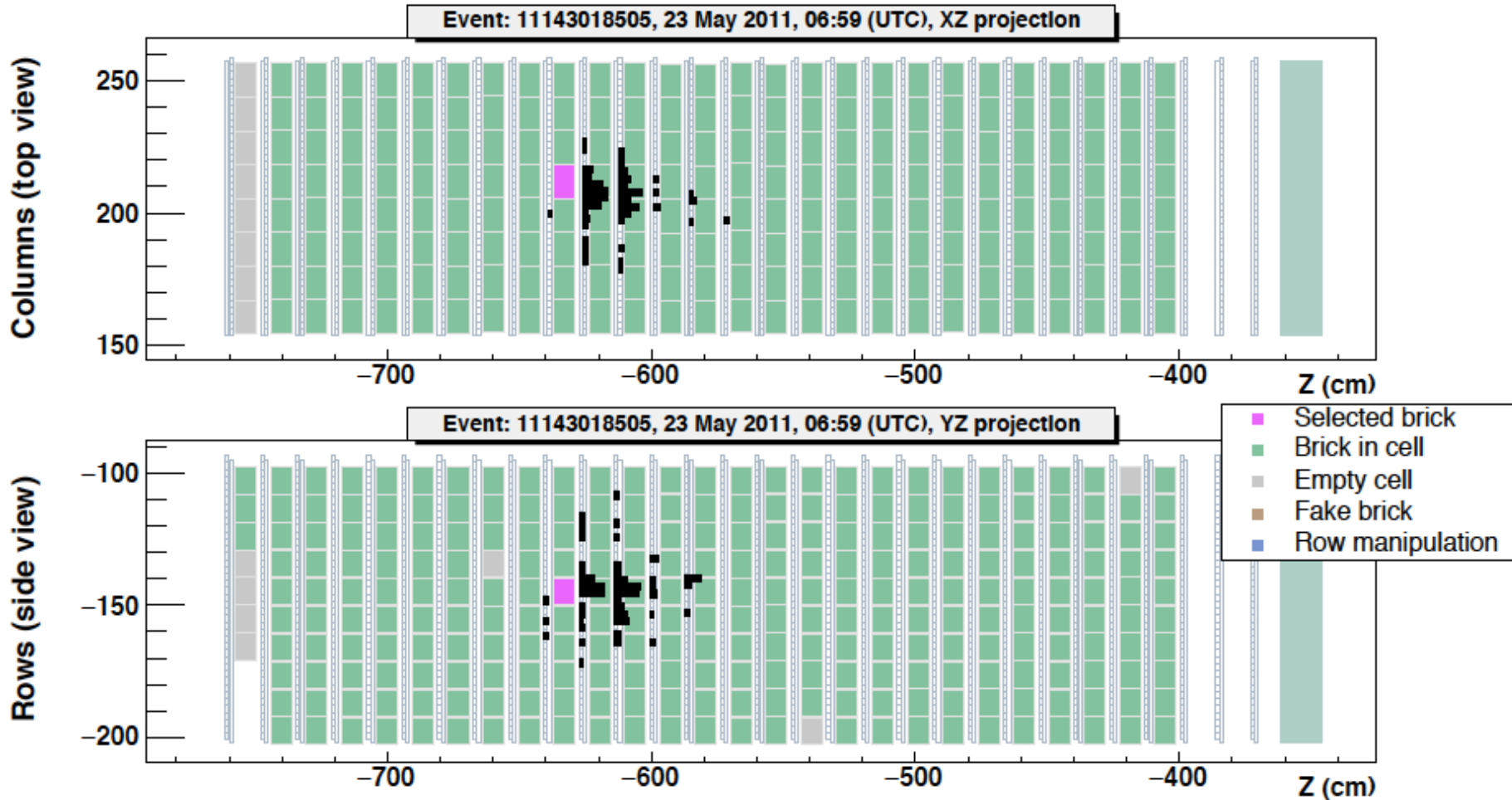
compiled by the Class for Physics of the Royal Swedish Academy of Sciences

Super-Kamiokande's oscillation results were later confirmed by the detectors MACRO [55] and Soudan [56], the long-baseline accelerator experiments K2K [57], MINOS [58] and T2K [59] and more recently also by the large neutrino telescopes ANTARES [60] and IceCube [61]. Appearance of tau-neutrinos in a muon-neutrino beam has been demonstrated on an event-by-event basis by the OPERA experiment in Gran Sasso, with a neutrino beam from CERN [62].

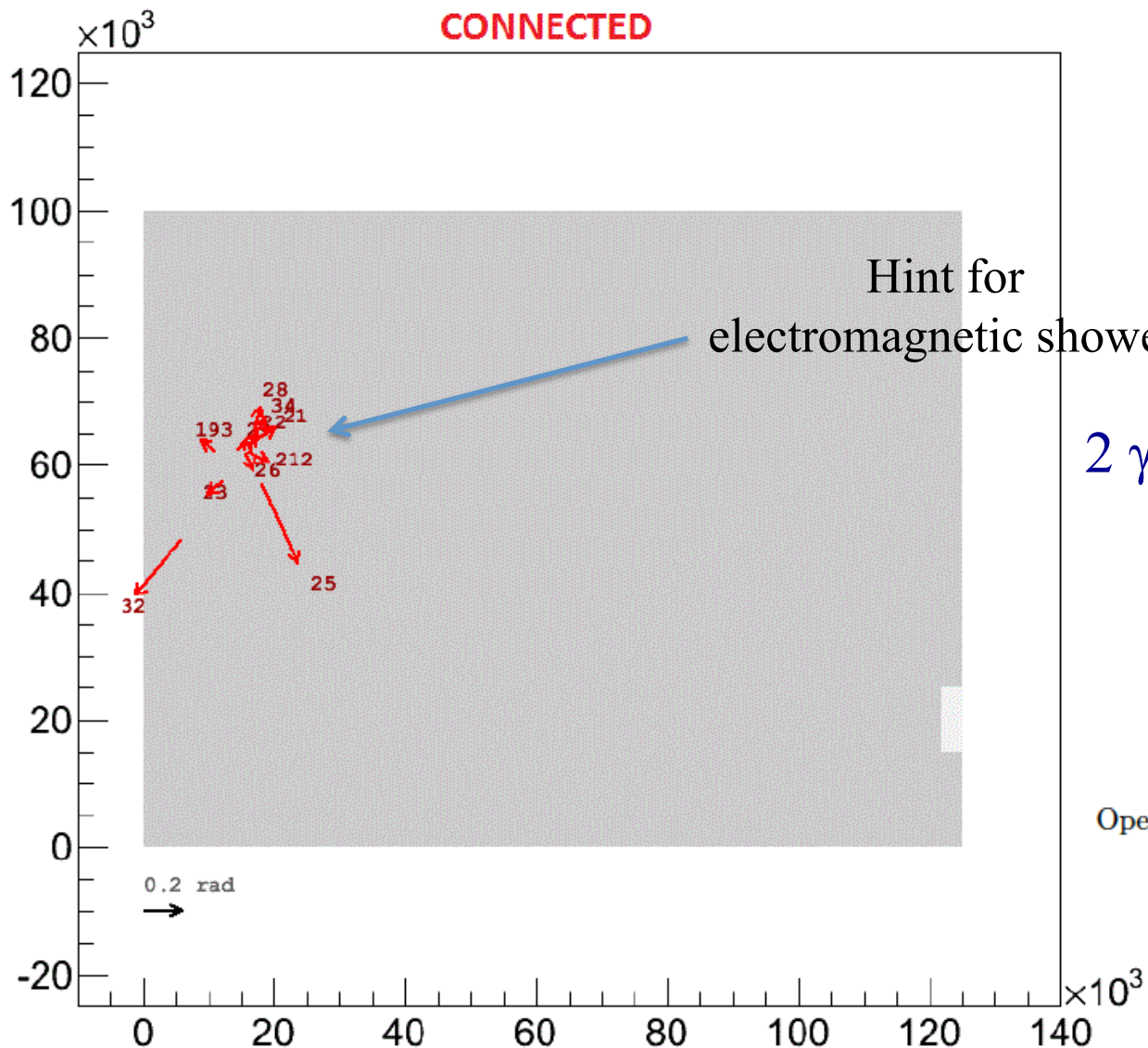
[PRL 115 \(2015\) 121802](#)

IN THE SAME DATA SAMPLE...

AN EVENT WITH THREE VERTICES WITHOUT ANY MUON IN THE FINAL STATE



Interface emulsion films



2 γ 's detected in the brick

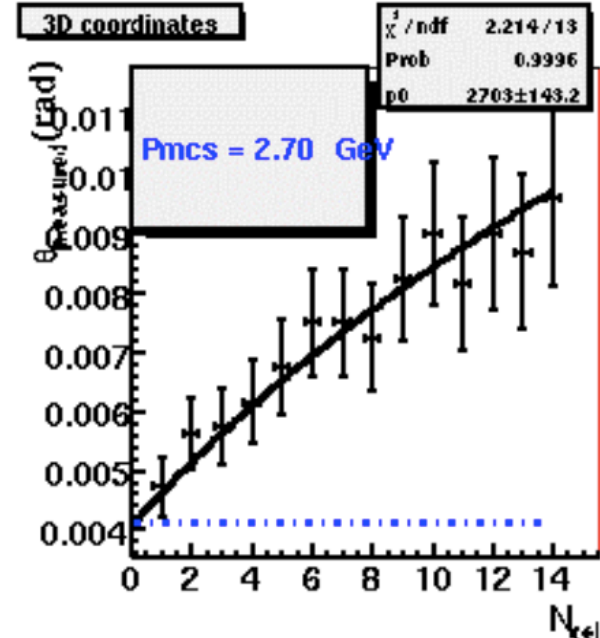
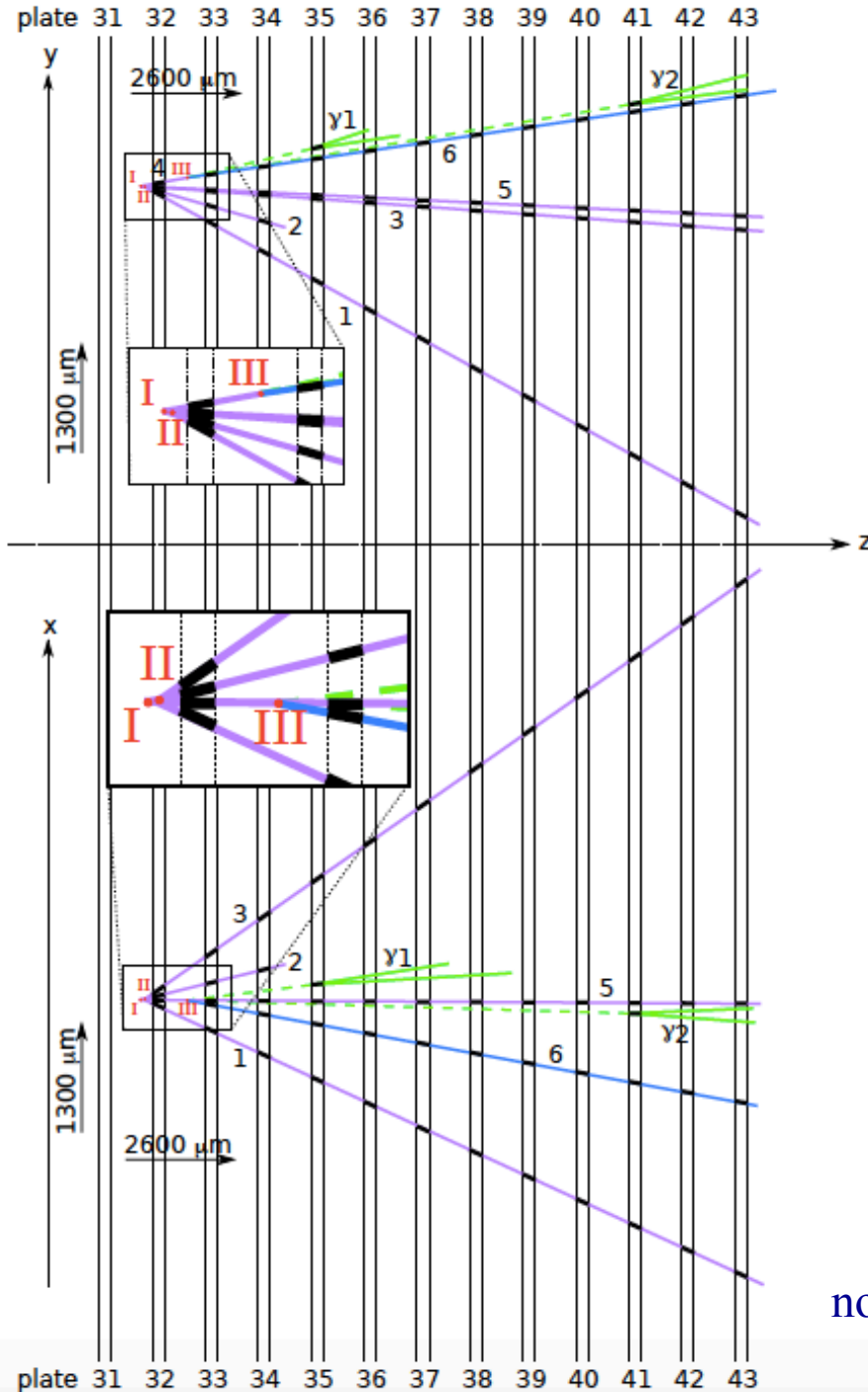
Shower ID	γ_1	γ_2
Starting plate	35	41
x (μm)	15271.0	14906.6
y (μm)	59647.0	60183.2
θ_x (rad)	0.050	-0.011
θ_y (rad)	0.122	0.085
IP _{III} (μm)	8 ± 8	40 ± 11
IP _I (μm)	30 ± 22	40 ± 23
Opening angle (rad)	0.027	0.029
Energy (GeV)	7.1 ± 1.7	5.3 ± 2.2

KINK TOPOLOGY

Flight Length = 1160 μm

With γ attached

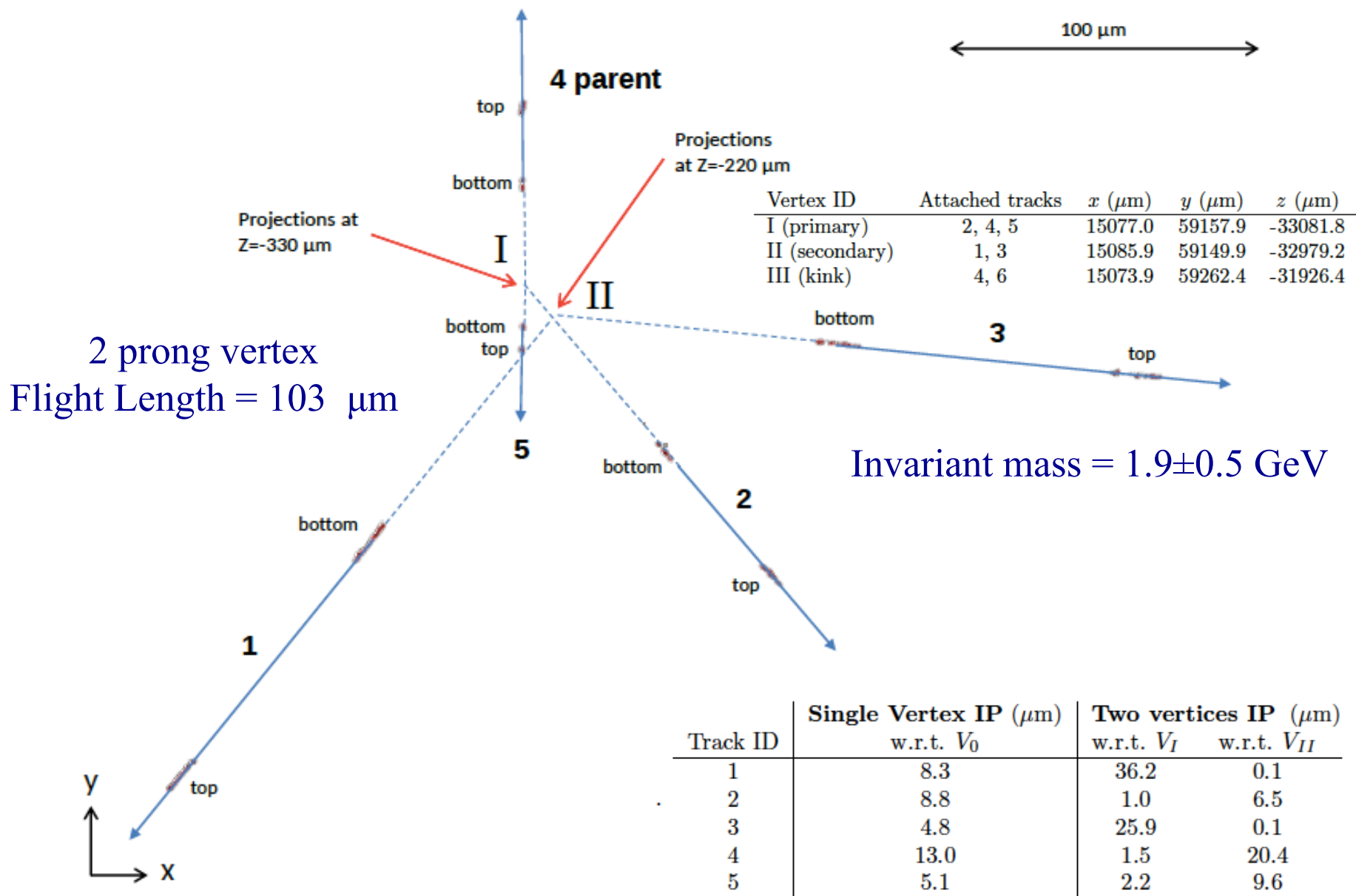
IP = $8 \pm 8 \mu\text{m}$



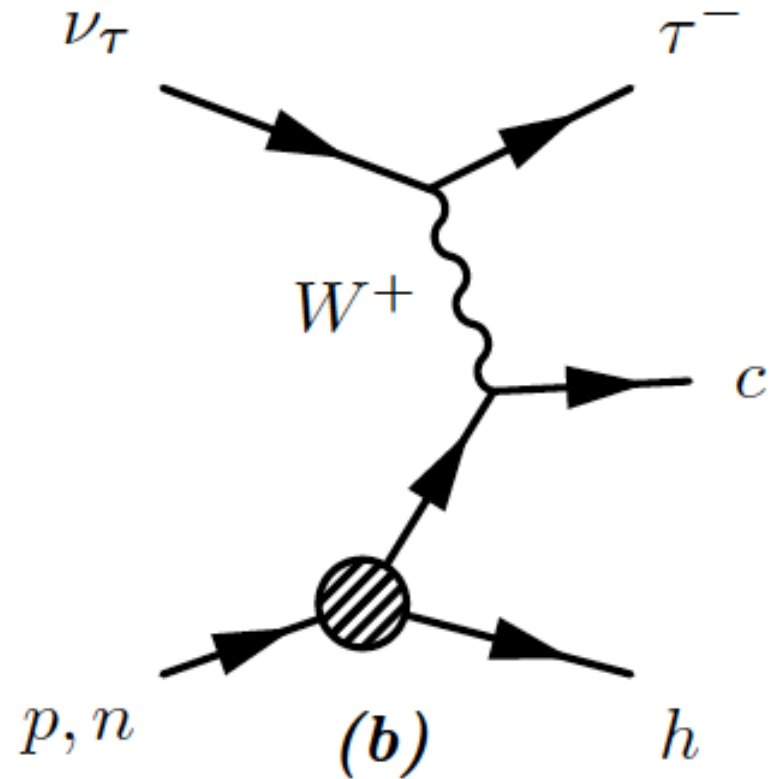
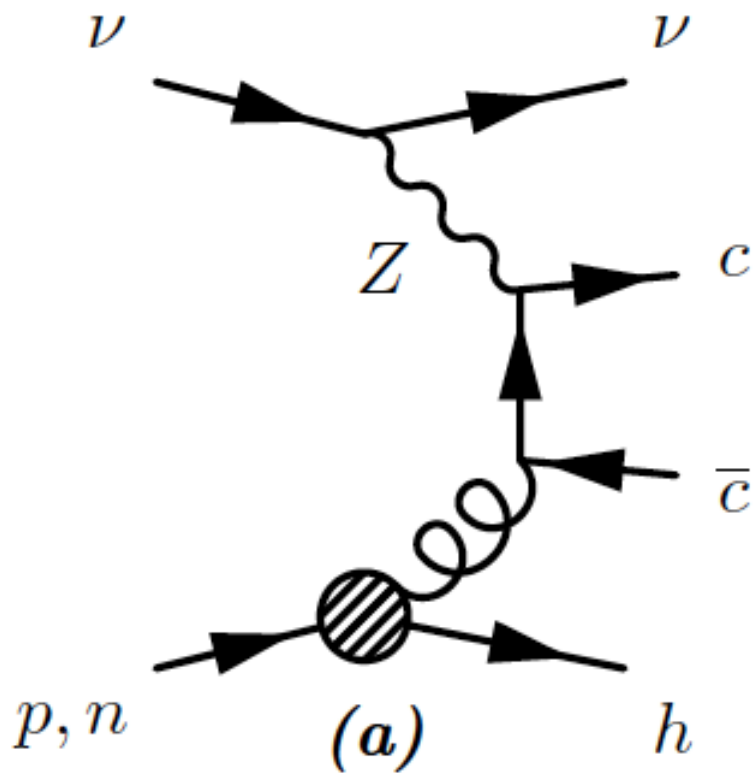
Track ID	p best fit (GeV/c)	68 % p range (GeV/c)
1	2.1	[1.6 ; 3.1]
3	4.3	[3.1 ; 7.1]
5	0.54	[0.45 ; 0.68]
6 (daughter)	2.7	[2.1 ; 3.7]

$\vartheta_{\text{kink}} = 90 \text{ mrad} \rightarrow P_{\perp} = 240 \text{ MeV}$
 not passing the standard cuts to be a tau candidate

Track segments showing a double vertex topology in the same lead plate



Leading Feynman diagrams



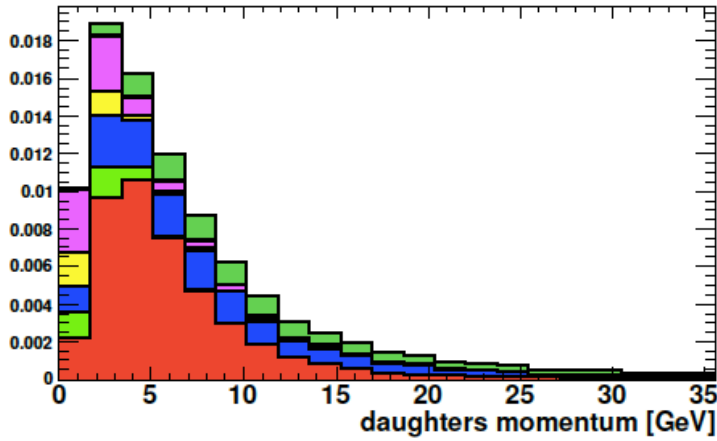
Expected yield after topological selection

Sample	Muon misidentified	Expected events (10^{-3})
ν_τ CC + charm		45
ν_μ CC + charm + h_{int}	yes	21
ν_μ NC + $c\bar{c}$		13
ν_τ CC + h_{int}		9
ν_μ CC + $2h_{\text{int}}$	yes	4
ν_μ NC + $2h_{\text{int}}$		4
Total		100

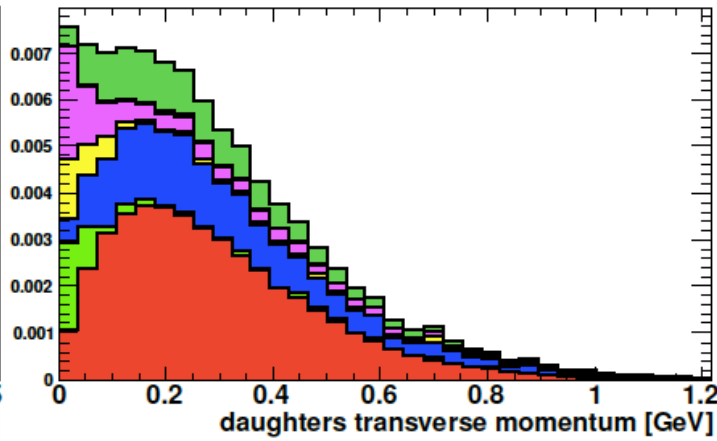
Multivariate Analysis based on several kinematical features

- 1-prong vertex: Total momentum, transverse momentum, flight length
- 2-prong vertex: Total momentum, invariant mass, flight length
- Global features: Total e.m. energy, total hadronic energy, φ angle between 2 parents in the transverse plane, missing transverse momentum at 1ry

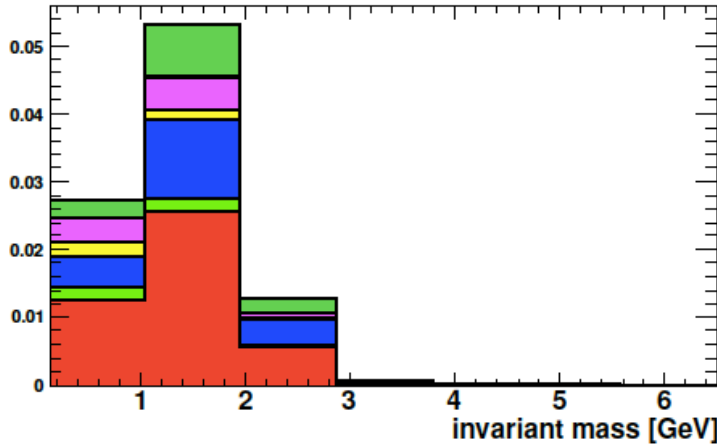
Multivariate analysis: 2-prong decay



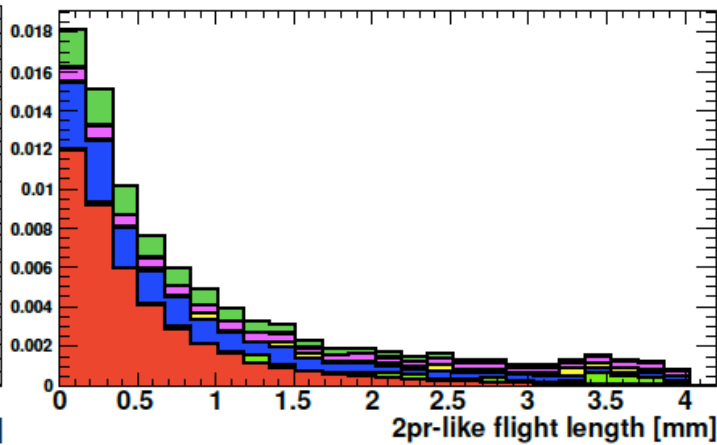
(a) *Daughters momentum*



(b) *Daughters transverse momentum*

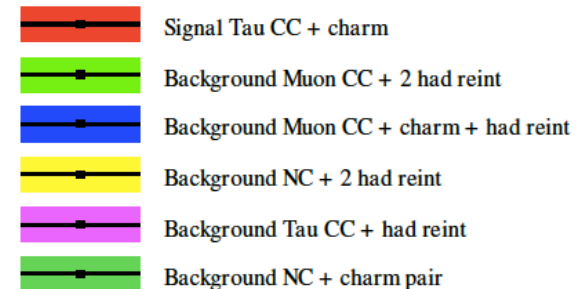


(c) *Invariant Mass*



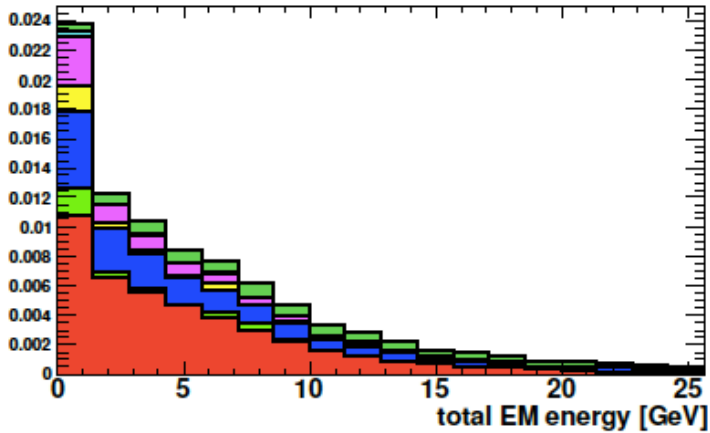
(d) *2pr-like flight length*

Signature sources

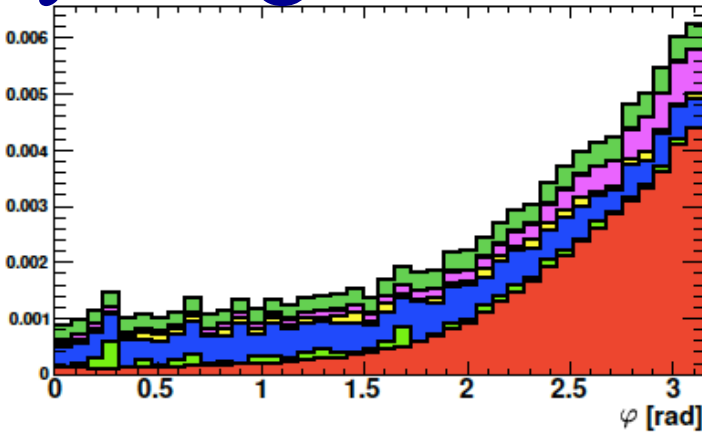


PRELIMINARY

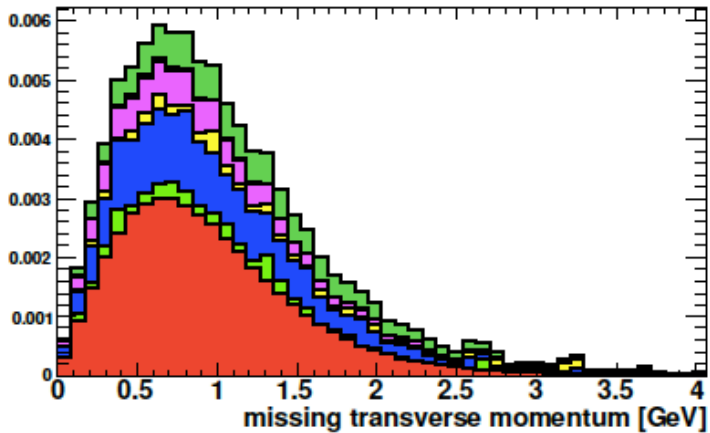
Multivariate analysis: global event features



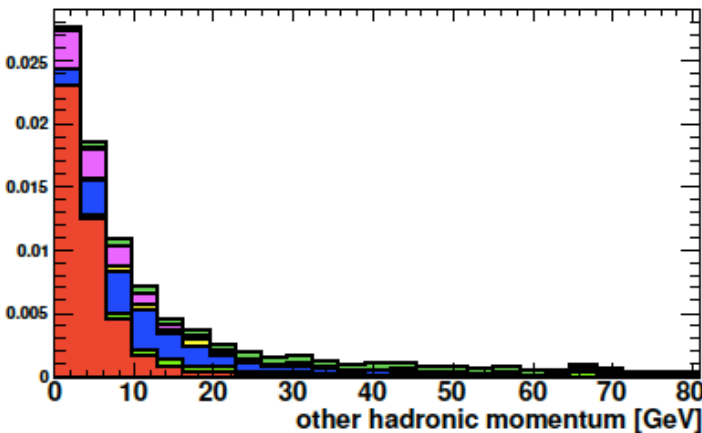
(a) Total EM energy



(b) φ

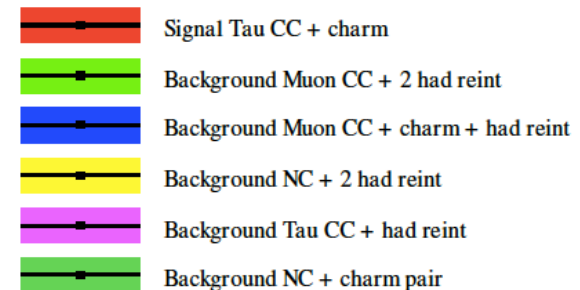


(c) Missing transverse momentum



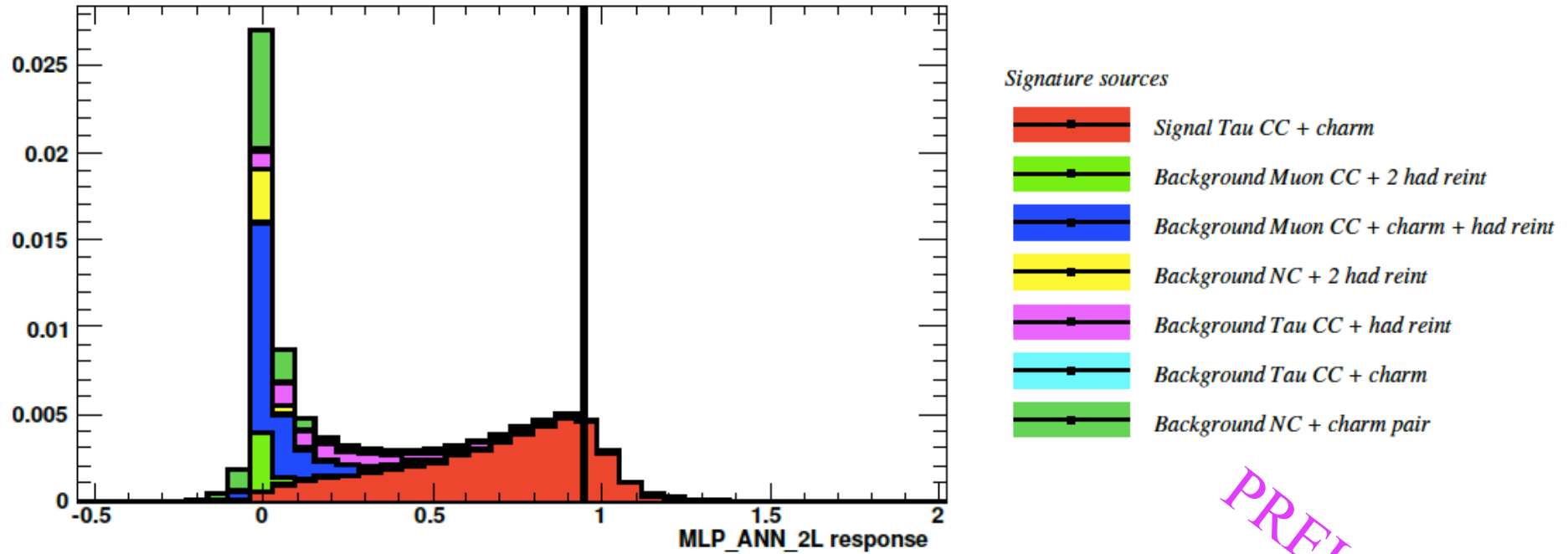
(d) Other hadronic momentum

Signature sources



PRELIMINARY

Neutral network result



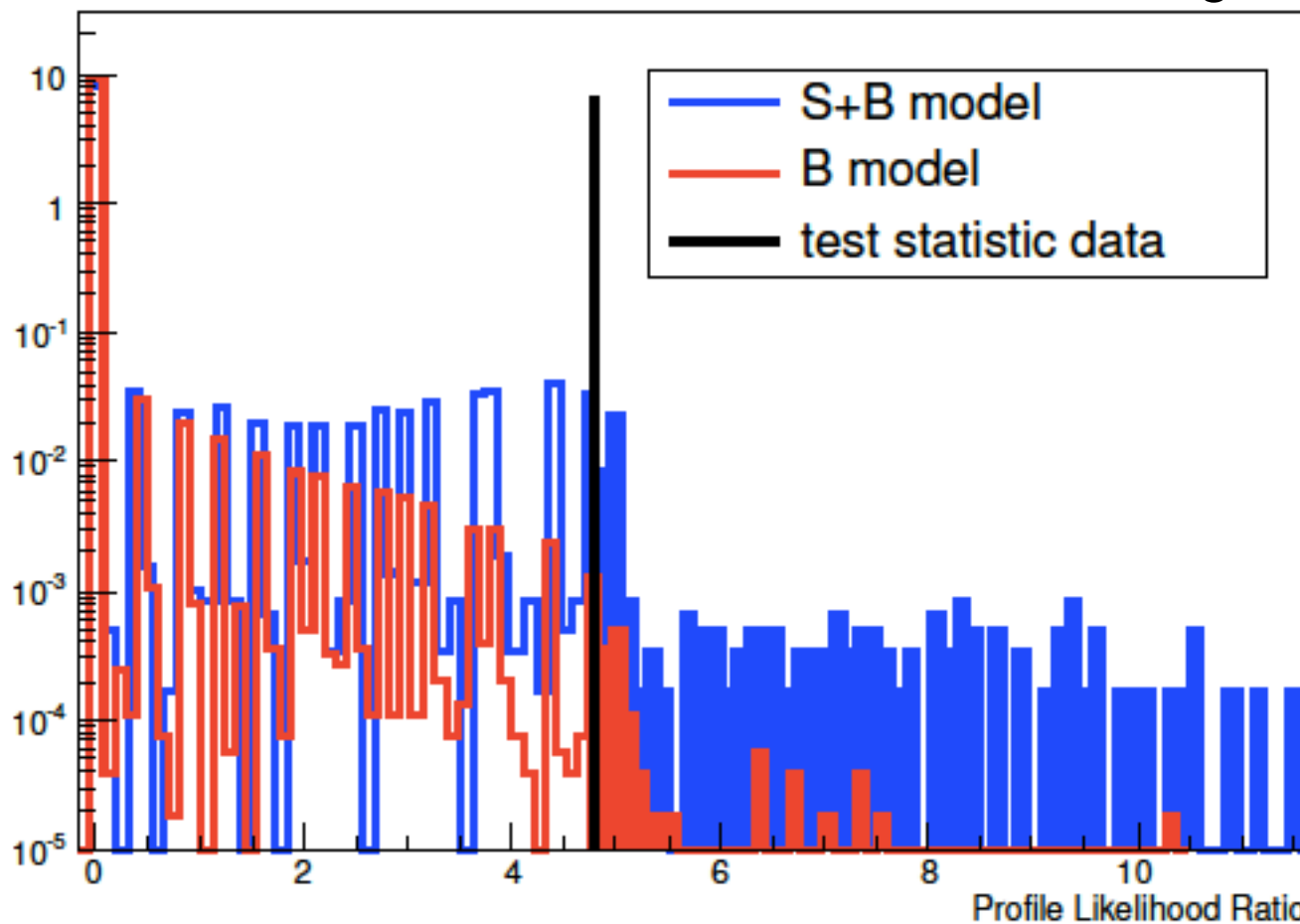
PRELIMINARY

variable	value
1pr-like daughter momentum	2.7 GeV/c
1pr-like daughter transverse momentum	0.242 GeV/c
Kink angle	90 mrad
1pr-like flight length	1.16 mm
2pr-like daughters momentum	6.17 GeV/c
2pr-like daughters transverse momentum	0.542 GeV/c
2pr-like invariant mass	1.86 GeV/c ²
2pr-like flight length	103 μm
Total EM energy	12.5 GeV
φ angle	2.41 rad
Missing transverse momentum	0.944 GeV/c
Other hadronic momentum	0.850 GeV/c
ANN output	0.946

Significance

$$\mathcal{L}(\mu|x) = \sum_{i \in B} n_i \cdot f_i(x) + \mu \sum_{j \in S} n_j \cdot f_j(x)$$

x PDF from ANN output
 n_i = yield of i -th process
Background only $\rightarrow \mu = 0$

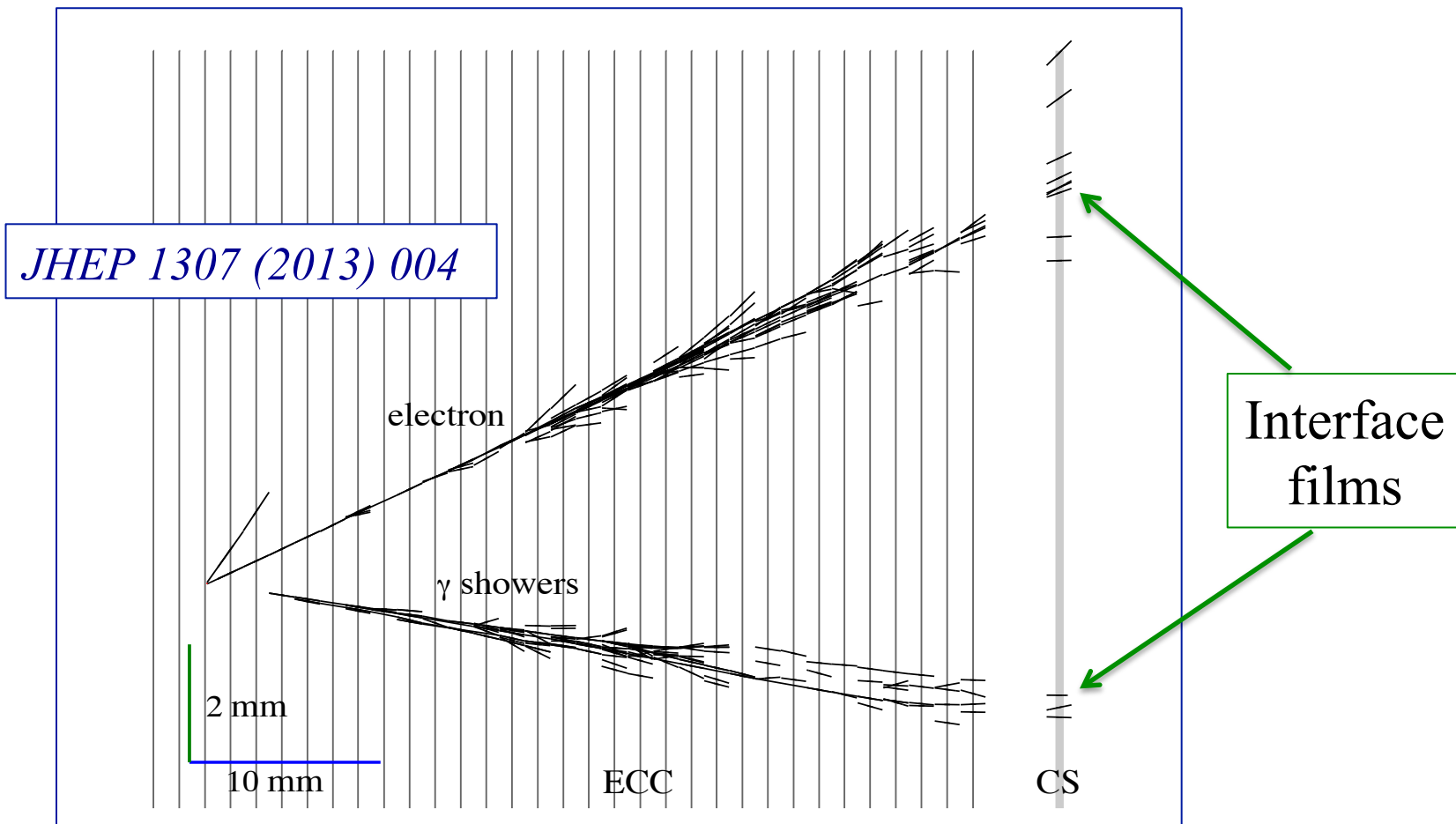


$$CL = (2.6 \pm 0.2) \times 10^{-4} \rightarrow 3.47\sigma$$

OTHER OSCILLATION ANALYSES

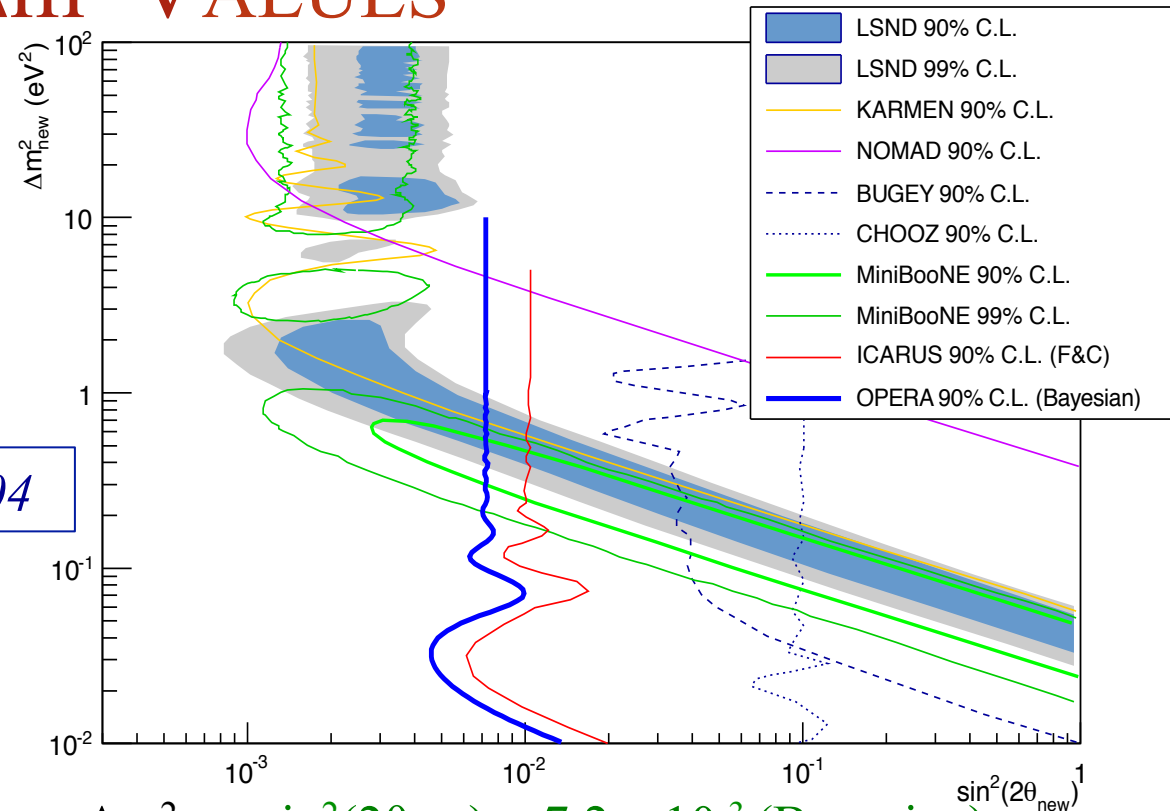
$\nu_{\mu} \rightarrow \nu_e$ ANALYSIS

one of the ν_e events with a π^0 as seen in the brick



Analysis based on 2008-2009 run, 19 observed candidates (4 with $E < 20$ GeV)

SEARCH FOR NON-STANDARD OSCILLATIONS AT LARGE Δm^2 VALUES



JHEP 1307 (2013) 004

Caveat: experiments at different L/E

OPERA limit at large Δm^2 : $\sin^2(2\theta_{\text{new}}) < 7.2 \times 10^{-3}$ (Bayesian)

ICARUS limit at large Δm^2 : $\sin^2(2\theta_{\text{new}}) < 6.8 \times 10^{-3}$ (F&C) EPJ C73 (2013) 2599

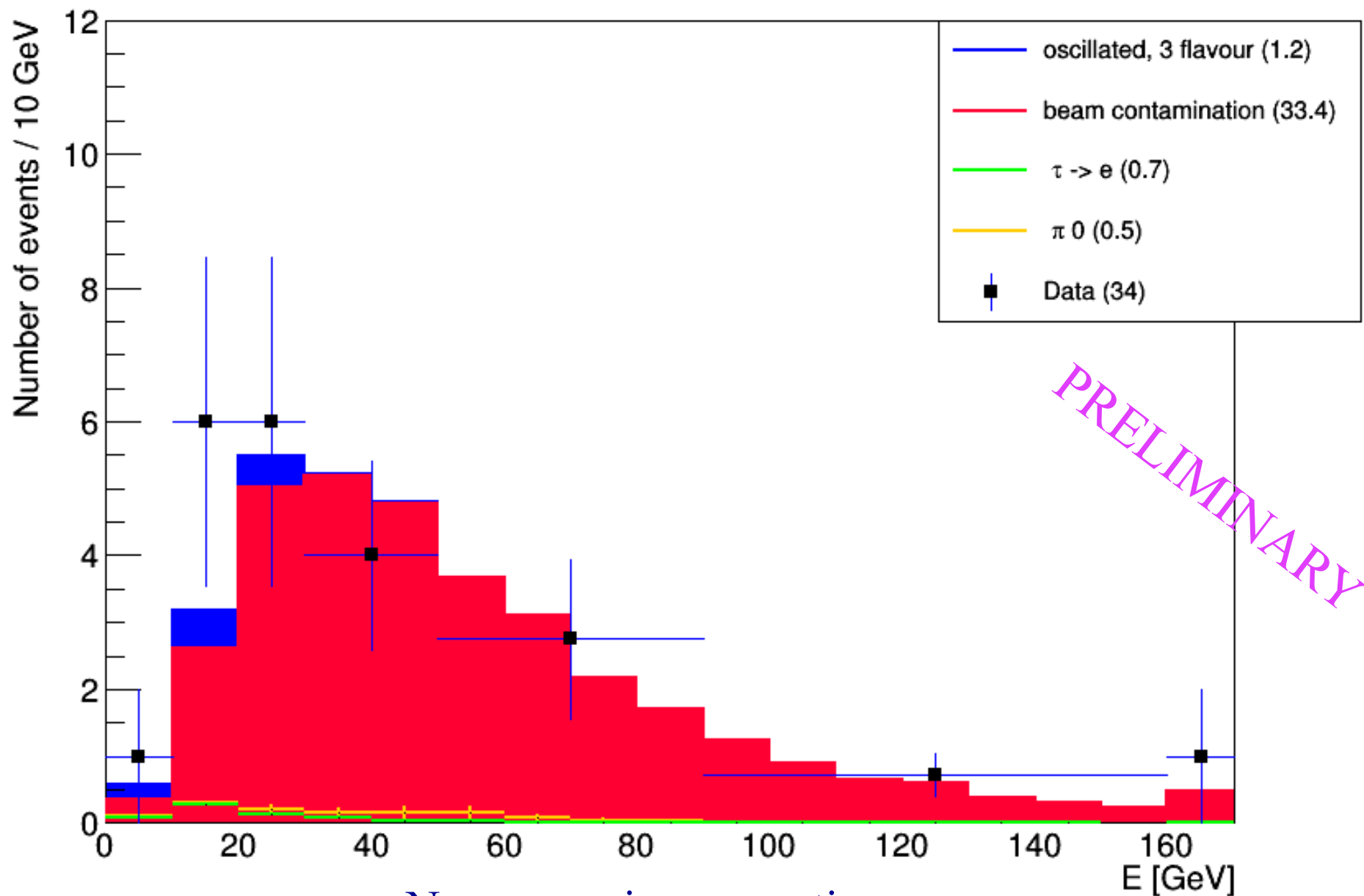
Current sample extended with **~twice** candidates:

So far 53 observed candidates

Further selection \rightarrow **34** events

7 with $E < 20$ GeV

2008-2012 preliminary distribution



New paper in preparation

COSMIC-RAY ANALYSIS

Cosmic-muon rate and temperature dependence

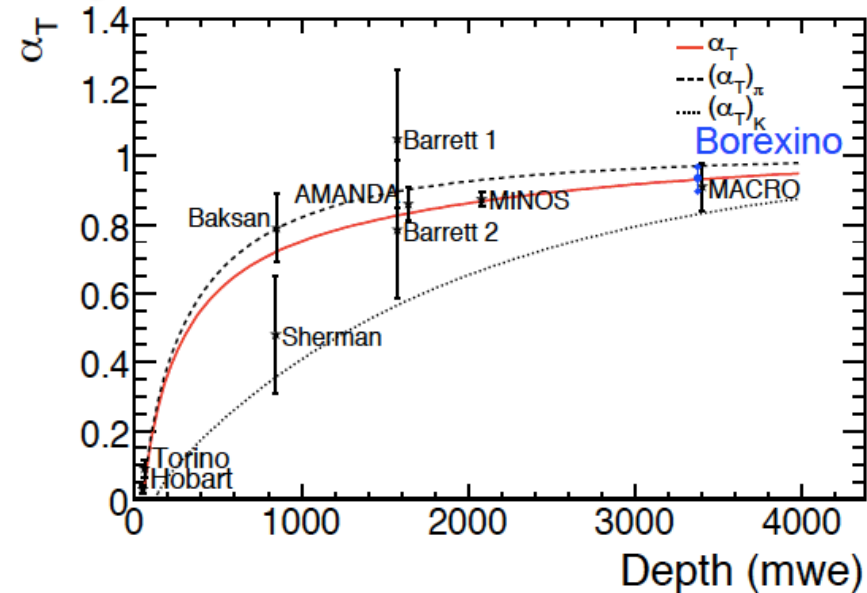
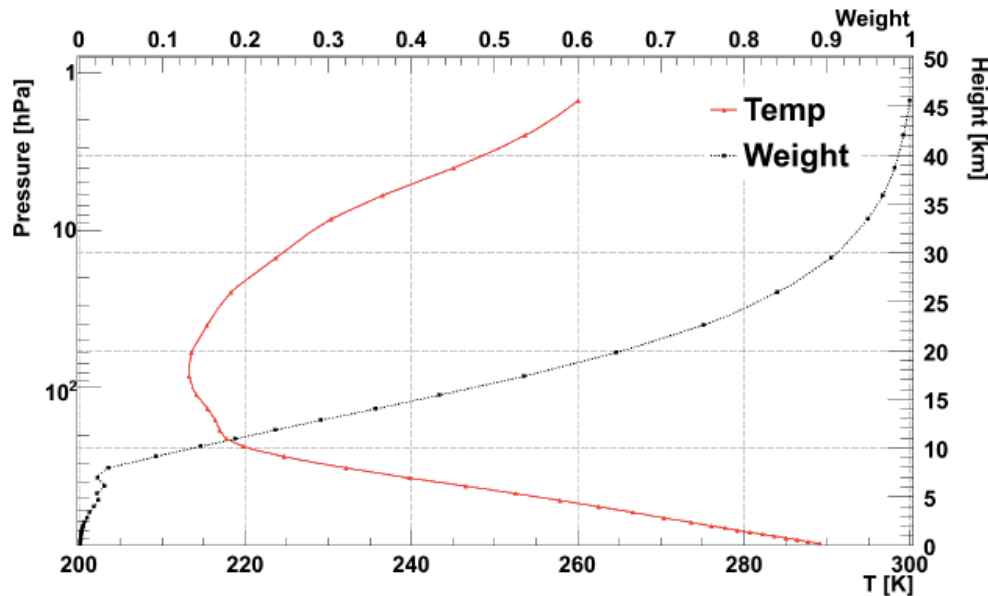
- Gran Sasso underground ~ 3800 m w.e. \rightarrow Minimum muon energy ~ 1.8 TeV
- Atmospheric temperature increase \rightarrow density decrease \rightarrow increase the pion decay rate \rightarrow muon rate increase

$$I_\mu(t) = I_\mu^0 + \Delta I_\mu = I_\mu^0 + \delta I_\mu \cos \left[\frac{2\pi}{T} (t - t_0) \right]$$

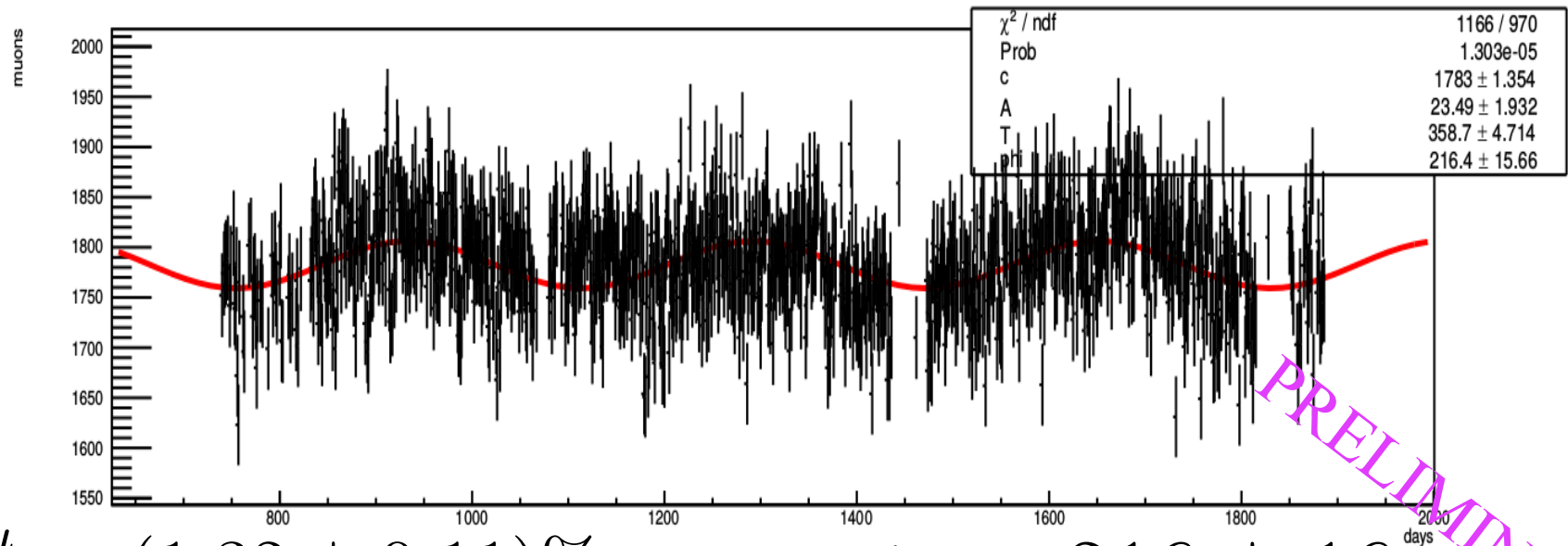
$$T_{eff} = \frac{\int_0^\infty T(x)W(x)dx}{\int_0^\infty W(x)dx}$$

$$\frac{\Delta I_\mu}{I_\mu^0} = \alpha_T \frac{\Delta T_{eff}}{T_{eff}}$$

High W in high atmosphere \rightarrow high energy muons

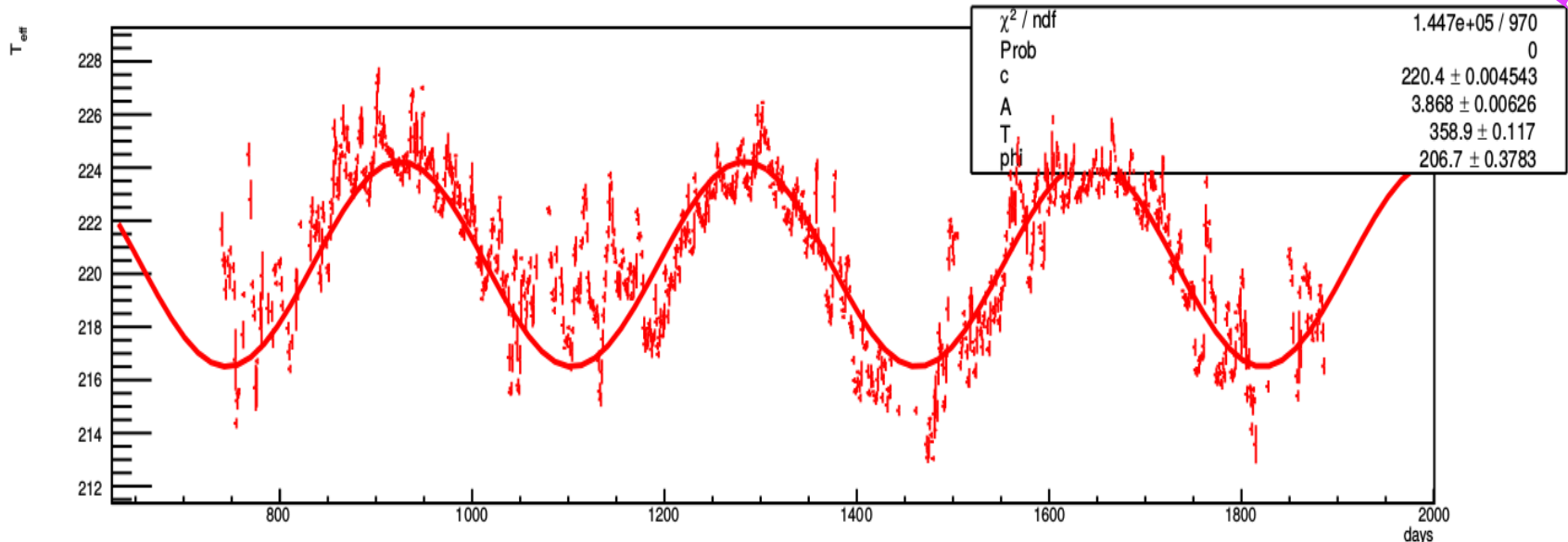


Annual modulation of cosmic-muon rate



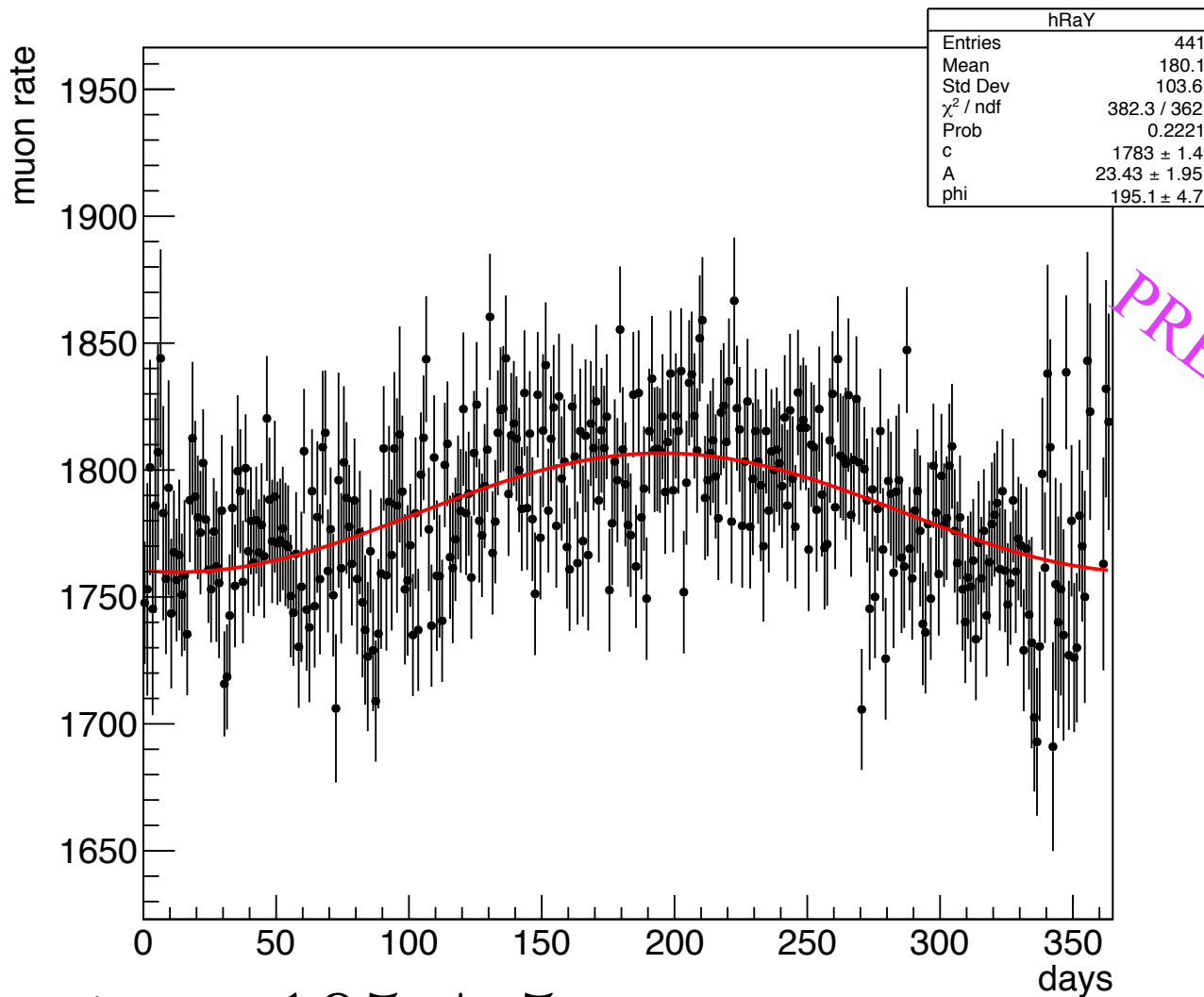
$$\frac{\Delta I_\mu}{I_\mu^0} = (1.32 \pm 0.11)\% \quad t_0 = 216 \pm 16$$

PRELIMINARY



Temperature data by the European Center for Medium-range Weather Forecasts (ECMWF)

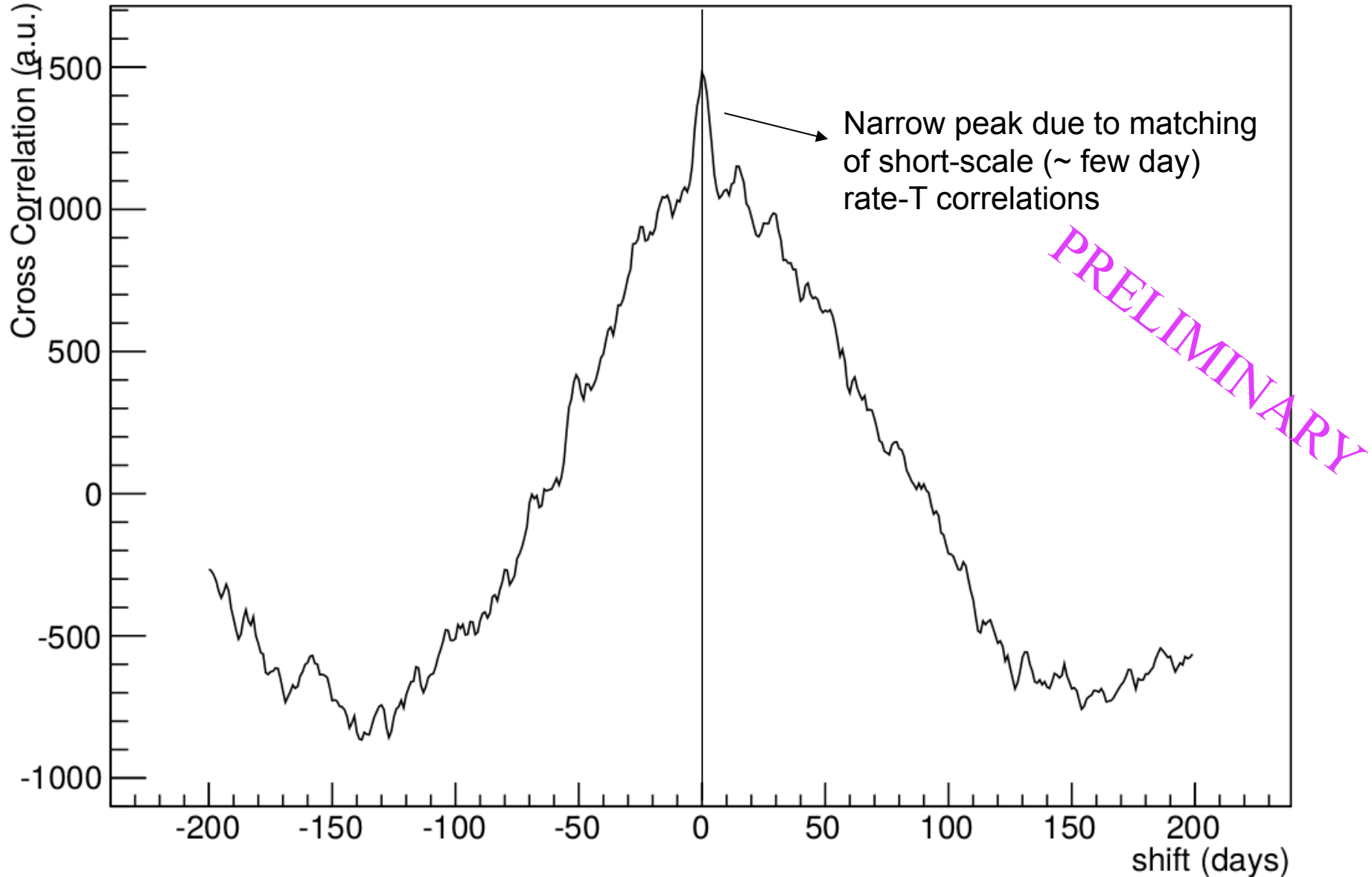
All data folded in one year



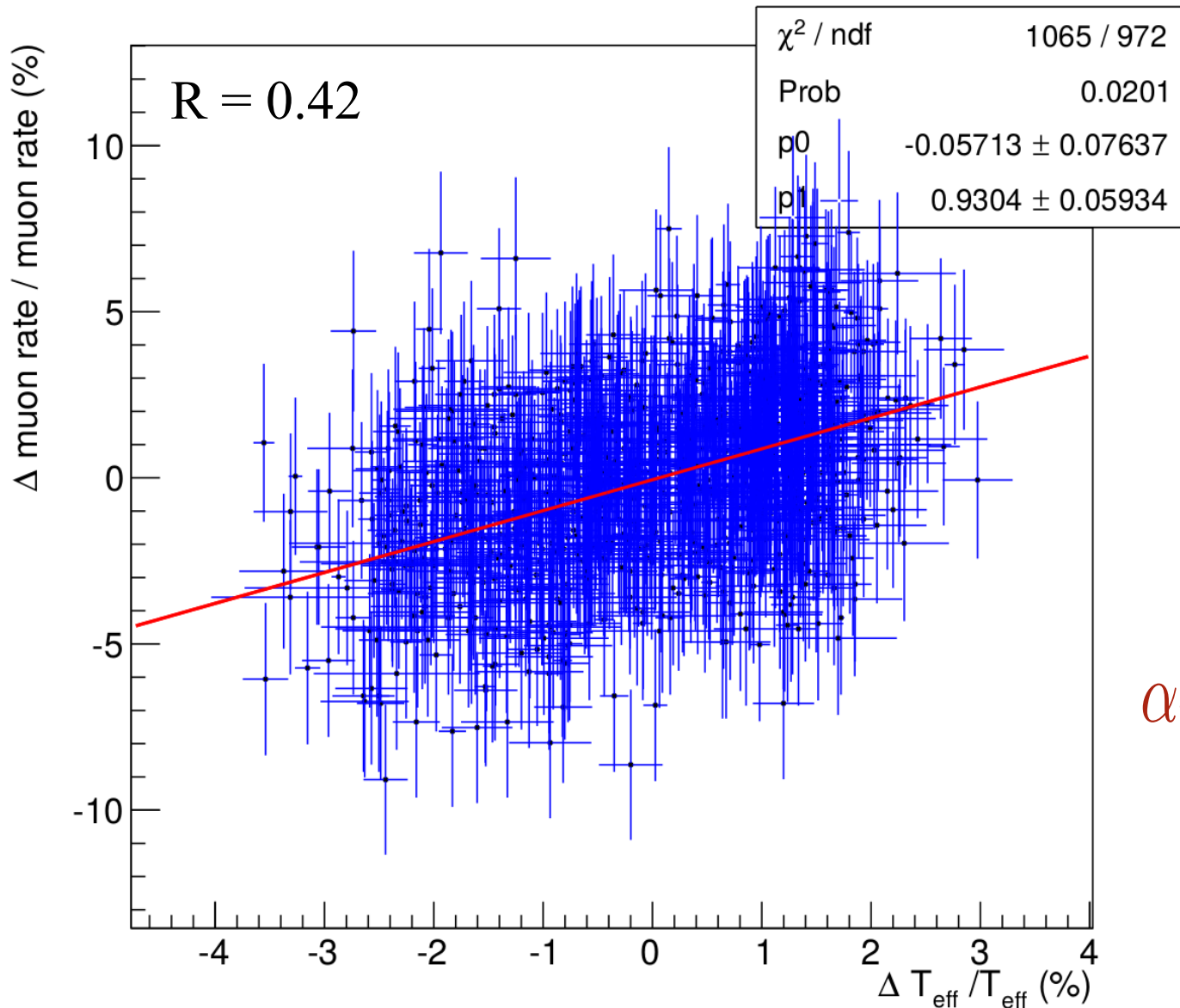
$$t_0 = 195 \pm 5$$

Maximum on July 14th

Cross-correlation of rate and Temperature series



Muon rate vs temperature variations



PRELIMINARY

$$\frac{\Delta I_{\mu}}{I_{\mu}^0} = \alpha_T \frac{\Delta T_{\text{eff}}}{T_{\text{eff}}}$$

$$\alpha_T = 0.93 \pm 0.06$$

ONGOING EVENT ANALYSIS

- Widen selection cuts to increase the statistics
- Mostly topological identification and looser kinematical cuts ($P_T > 100$ MeV)
- Statistical gain beneficial to reduce the uncertainty (e.g. Δm^2 from tau appearance)
- Use likelihood approach, simulation fully validated with data in all kinematical corners
- Exploit unique feature of identifying all three flavours: use tau appearance, electron appearance and muon disappearance at the same time

OPERA DATA PRESERVATION AT CERN


- First meeting with Jamie Shiers at CERN in Dec 2015
- OPERA data < 100 TB (~10 tapes) equivalent to one of the LEP experiments
- Willing to host OPERA data at CERN
- LEP support until 2030 → support OPERA for 30 years
- Green light in January from new CERN management to the OPERA data preservation
- Launching the discussion with Jamie last February
- Getting started with a sub-sample of data

OPERA OPEN DATA AT CERN

- Discussion with S. Mele at CERN, willing to include OPERA data among the open data
- Notable examples at CERN: CMS and LHCb
- Provide OPERA neutrino interactions: vertex + all attached tracks
- ~7000 neutrino interactions fully studied up to the decay search: data & event display (electronic + emulsion) useful for educational purposes

ADVERTISEMENT

Call for Papers



Submit your next manuscript

npj | Clean Water

ADVERTISEMENT

EDITOR-IN-CHIEF Professor Eric M.V. Hoek, Ph.D.

nature.com > scientific data

a nature research journal

MENU ▾

SCIENTIFIC DATA

Giovanni De Lellis, CXXII SPSC Meeting



Search



E-alert



Submit



Login

What's next for OPERA's emulsion-detection technology?

While working on the analysis of their data, the collaboration is also looking into possible developments of their emulsion-detection technology, to be implemented in future experiments.

Luciano Maiani, Università La Sapienza and INFN Roma 1, and Giovanni De Lellis, Università Federico II and INFN Napoli.

Developed in the late 1990s, the OPERA detector design was based on a hybrid technology, using both real-time detectors and nuclear emulsions. The construction of the detector at the Gran Sasso underground laboratory in Italy started in 2003 and was completed in 2007 – a giant detector of around 4000 tonnes, with 2000 m³ volume and nine million photographic films, arranged in around 150,000 target units, the so-called bricks. The emulsion films in the bricks act as tracking devices with micrometric accuracy, and are interleaved with lead plates acting as neutrino targets. The longitudinal size of a brick is around 10 radiation lengths, allowing for the detection of electron showers and the momentum measurement through the detection of multiple Coulomb scattering. The experiment took data for five years, from June 2008 until December 2012, integrating 1.8×10^{20} protons on target.

The aim of the experiment was to perform the direct observation of the transition from muon to tau neutrinos in the neutrino beam from CERN. The distance from CERN to Gran Sasso and the SPS beam energy were just appropriate for tau-neutrino detection. In 1999, intense discussions took place between CERN management and Council delegations about the opportunity of building the CERN Neutrino to Gran Sasso (CNGS) beam facility and the way to fund it. The Italian National Institute for Nuclear Physics (INFN) was far-sighted in offering a sizable contribution. Many delegations supported the idea, and the CNGS beam was approved in December 1999. Commissioning was performed in 2006, when OPERA (at that time not fully equipped yet) detected the first muon-neutrino interactions.

With the CNGS programme, CERN was joining the global experimental effort to observe and study neutrino oscillations. The first experimental hints of neutrino oscillations were gathered from solar neutrinos in the 1970s. According to theory, neutrino oscillations originate from the fact that mass and weak-interaction eigenstates do not coincide and that neutrino masses are

non-degenerate. Neutrino mixing and oscillations were introduced by Pontecorvo and by the Sakata group, assuming the existence of two sorts (flavours) of neutrinos. Neutrino oscillations with three flavours including CP and CPT violation were discussed by Cabibbo and by Bilenky and Pontecorvo, after the discovery of the tau lepton in 1975. The mixing of the three flavours of neutrinos can be described by the 3×3 Pontecorvo–Maki–Nakagawa–Sakata matrix with three angles – that have since been measured – and a CP-violating phase, which remains unknown at present. Two additional parameters (mass-squared differences) are needed to describe the oscillation probabilities.

Several experiments on solar, atmospheric, reactor and accelerator neutrinos have contributed to the understanding of neutrino oscillations. In the atmospheric sector, the strong deficit of muon neutrinos reported by the Super-Kamiokande experiment in 1998 was the first compelling observation of neutrino oscillations. Given that the deficit of muon neutrinos was not accompanied by an increase of electron neutrinos, the result was interpreted in terms of $\nu_\mu \rightarrow \nu_\tau$ oscillations, although in 1998 the tau neutrino had not yet been observed. The first direct evidence for tau neutrinos was announced by Fermilab's DONuT experiment in 2000, with four reported events. In 2008, the DONuT collaboration presented its final results, reporting nine observed events and an expected background of 1.5. The Super-Kamiokande result was later confirmed by the K2K and MINOS experiments with terrestrial beams. However, for an unambiguous confirmation of three-flavour neutrino oscillations, the appearance of tau neutrinos in $\nu_\mu \rightarrow \nu_\tau$ oscillations was required.

OPERA comes into play

OPERA reported the observation of the first tau-neutrino candidate in 2010. The tau neutrino was detected by the production and decay of a τ^- in one of the lead targets, where $\tau^- \rightarrow \rho^- \nu_\tau$. A second candidate, in the $\tau^- \rightarrow \pi^+ \pi^- \pi^+ \nu_\tau$ channel, was found in 2012, followed in 2013 by a candidate in the fully leptonic $\tau^- \rightarrow \mu^- \bar{\nu}_\mu \nu_\tau$ decay. A fourth event was found in 2014 in the $\tau^- \rightarrow h^- \nu_\tau$ channel (where h^- is a pion or a kaon), and a fifth one was reported a few months ago in the same channel. Given the extremely low expected background of 0.25 ± 0.05 events, the direct transition from muon to tau neutrinos has now been measured with the 5σ statistical precision conventionally required to firmly establish its observation, confirming the oscillation mechanism.

The extremely accurate detection technique provided by OPERA relies on the micrometric resolution of its nuclear emulsions, which are capable of resolving the neutrino-interaction point and the vertex-decay location of the tau lepton, a few hundred micrometres \triangleright

Giovanni De Lellis, CXXII SPSC Meeting



CERN COURIER
VOLUME 55 NUMBER 9 NOVEMBER 2015

Tensions in the Standard Model

OUR COURIER
Reflections on the role of CERN Courier p5

LABORATORIES
Underground physics in Spain p29

DARK-MATTER SEARCH
Recent results from XENON100 p10