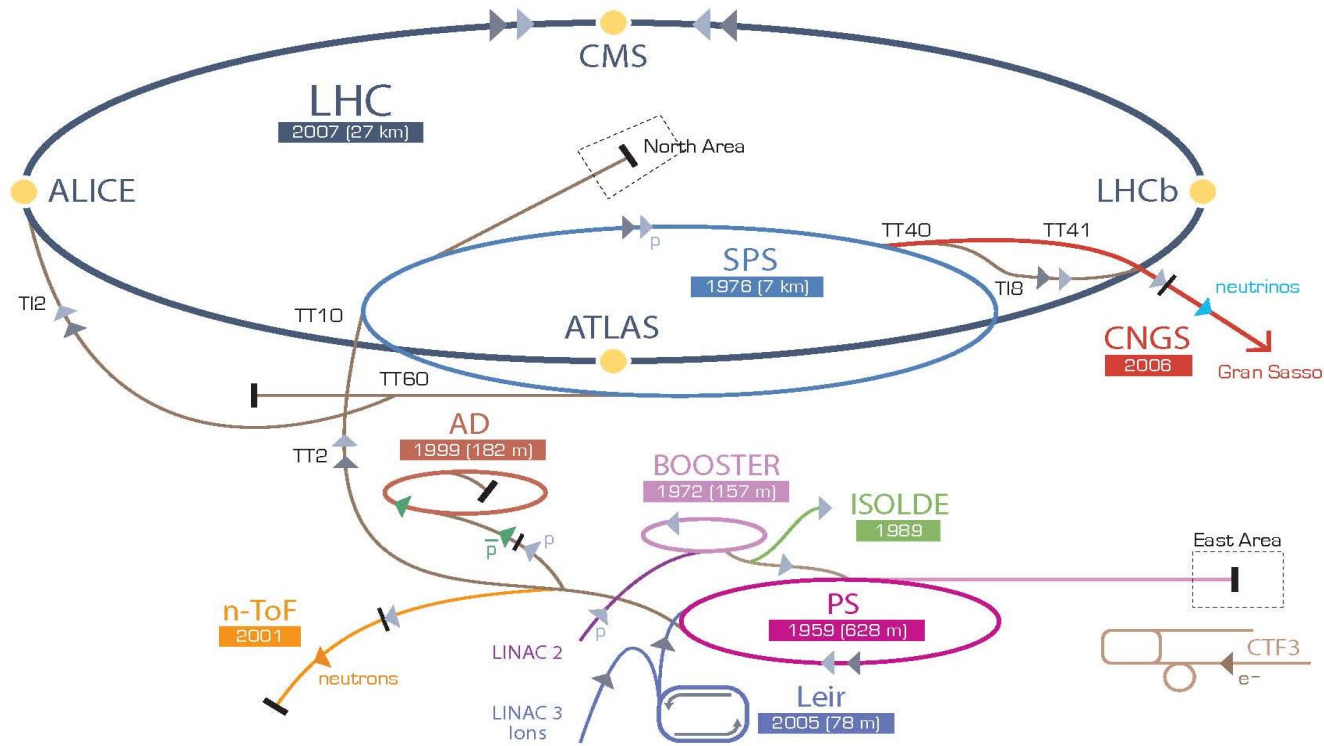

Lecture 2

Live Feed – CERN Control Centre

Prof. Emmanuel Tsesmelis, Prof. Ted Wilson
CERN & University of Oxford

Graduate Accelerator Physics Course
John Adams Institute for Accelerator Science
13 October 2016

CERN Accelerator Complex




▶ p (proton) ▶ ion ▶ neutrons ▶ \bar{p} (antiproton) ▶ \leftrightarrow proton/antiproton conversion ▶ neutrinos ▶ electron

LHC Large Hadron Collider SPS Super Proton Synchrotron PS Proton Synchrotron

AD Antiproton Decelerator CTF3 Clic Test Facility CNGS Cern Neutrinos to Gran Sasso ISOLDE Isotope Separator OnLine DEvice

LEIR Low Energy Ion Ring LINAC LINEar ACcelerator n-ToF Neutrons Time Of Flight

A New Era in Fundamental Science




Exploration of a new energy frontier
in p-p and Pb-Pb collisions





The LHC Arcs



Steering the Particle Beams

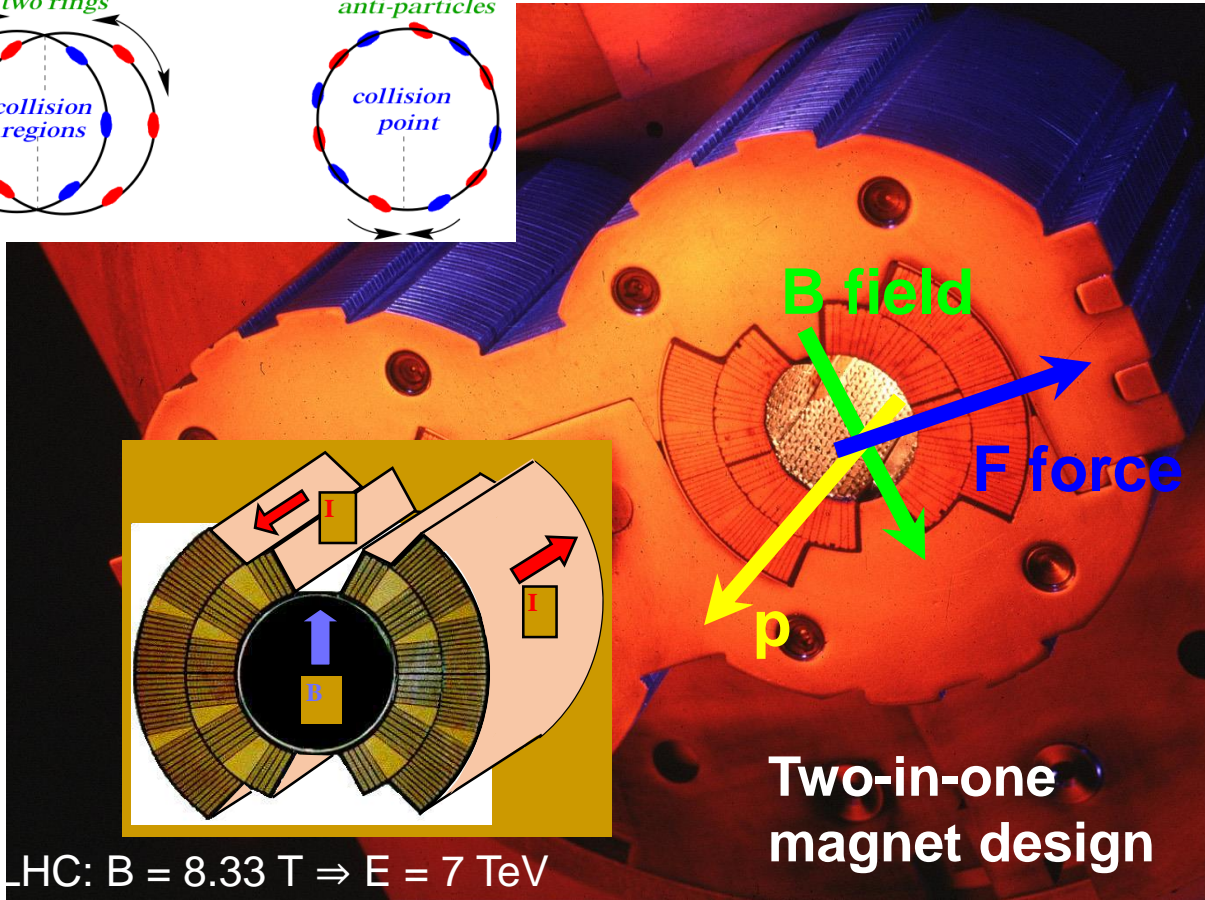
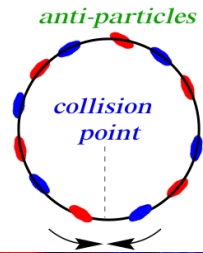
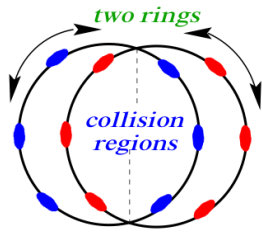
- A magnetic field can be used to deflect the particles.
- Lorentz force:
 $f = q(E + v \times B)$
- The LHC uses very strong magnets to keep its particles in a circular orbit.



LHC Dipole

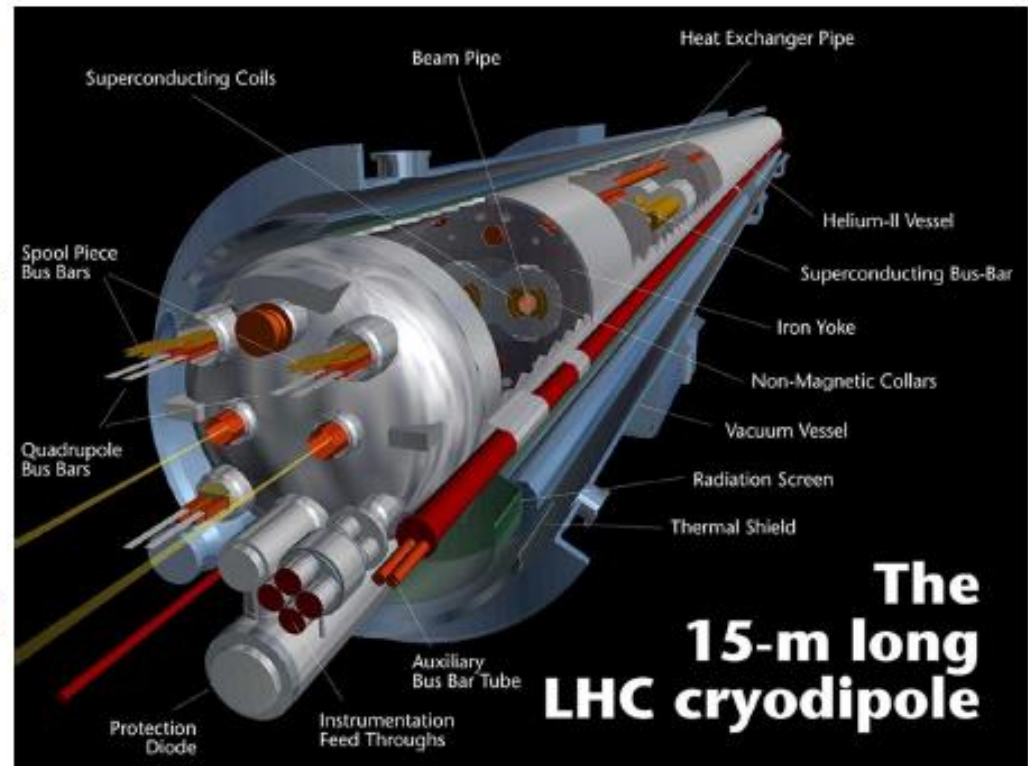
<http://lhc-machine-outreach.web.cern.ch>

Bending



Superconducting Magnets

- The intense magnetic field used by the LHC magnets (dipoles, quadrupoles, etc...) requires a high current to flow in these magnets.
- To avoid dissipating large amount of power in these magnets the LHC uses superconducting technology



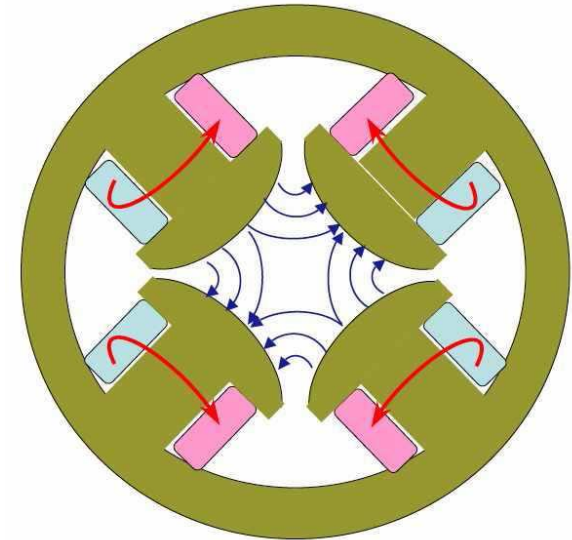
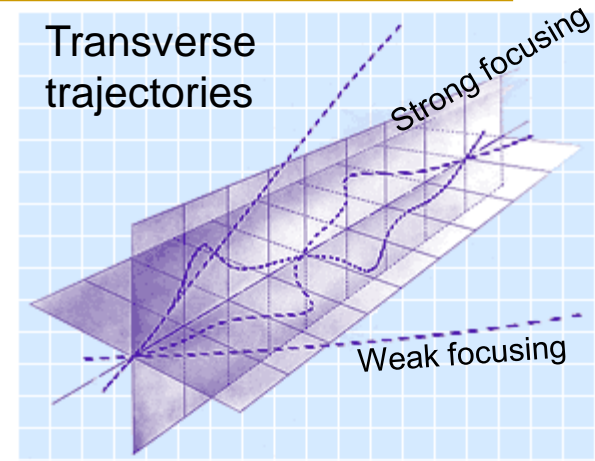
<http://cds.cern.ch>

- “Strong focusing” alternates focusing-defocusing forces (provided by quadrupoles) to give overall focusing in both X & Y planes.

Strong focusing allows use of more compact magnets, thus achieving many times larger energy with the same cost.

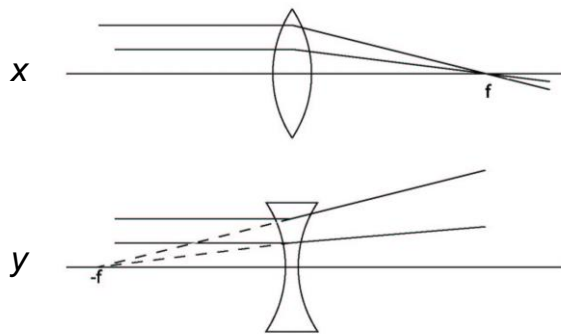
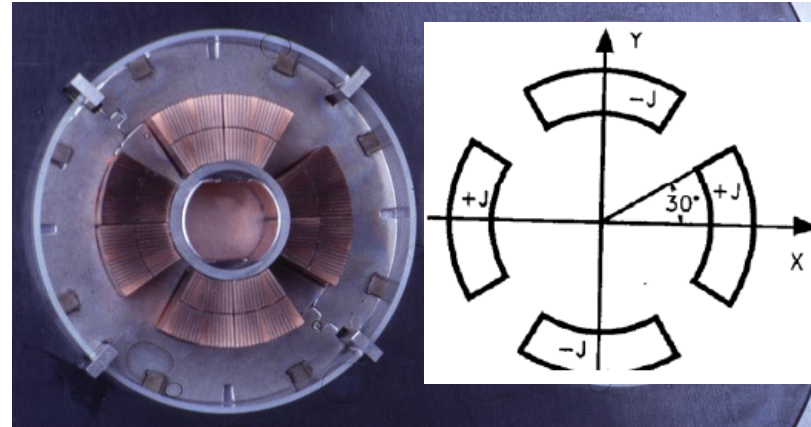
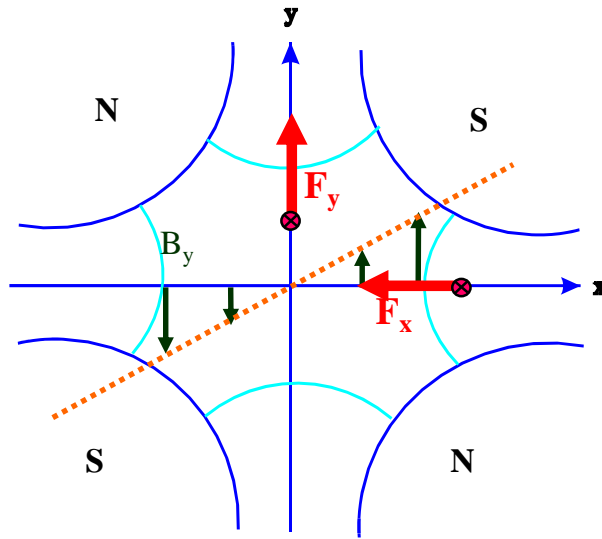


200-m diameter ring, weight of magnets 3,800 tons



CERN's Proton Synchrotron, was the first operating strong-focusing accelerator.

Strong Focusing



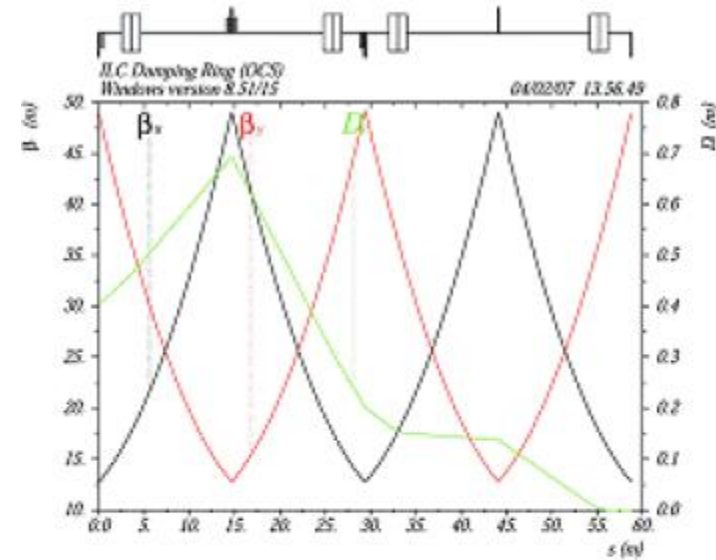
Transverse focusing is achieved with **quadrupole magnets**, which act on the beam like an optical lens.

Linear increase of the magnetic field along the axes (no effect on particles on axis).

Focusing in one plane, **de-focusing** in the other!

F0D0 Lattice

- Quadrupole focuses in one plane and defocuses in the other.
- To keep beam within envelope, quadrupoles arranged to focus alternately in each plane.
- Called 'F0D0' (Focusing-Defocusing) lattice.
- At Collider, lattice slightly more complex as space needs to be created for experiments/utilities.



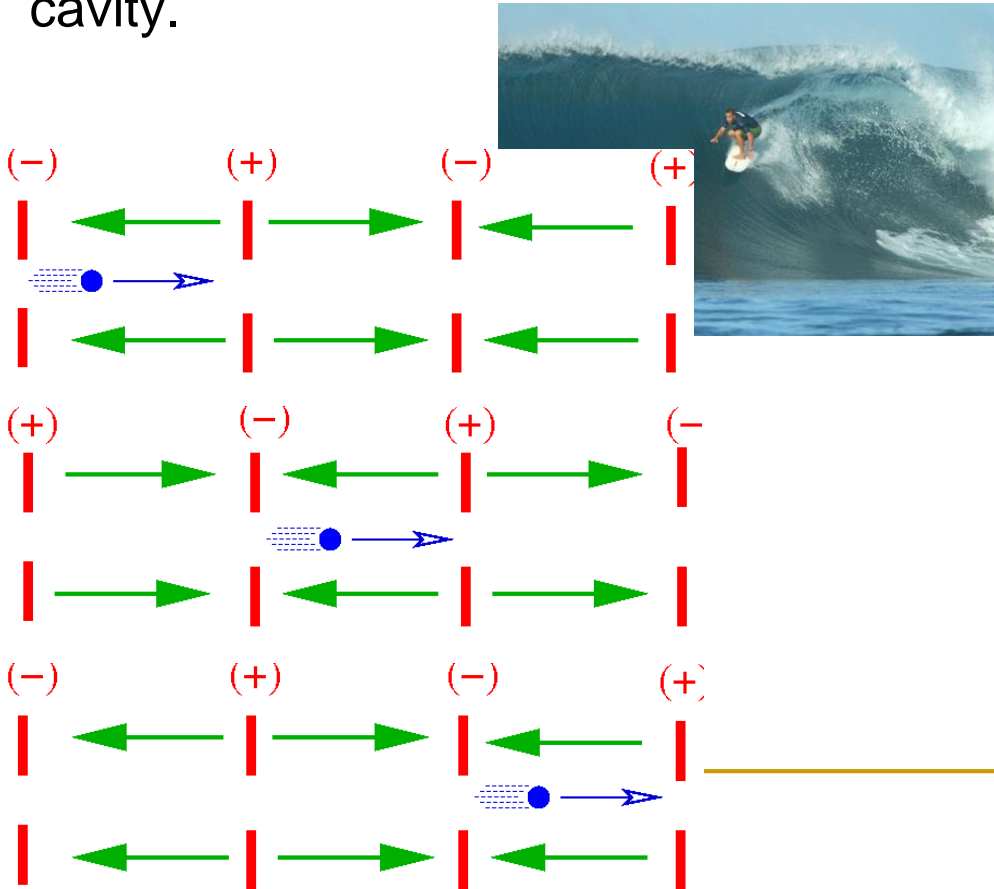
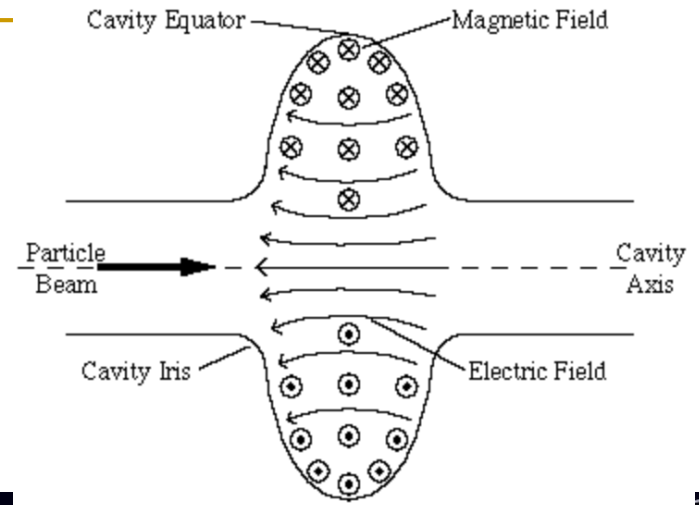


Magnet layout

<http://ilc-china.ihep.ac.cn>

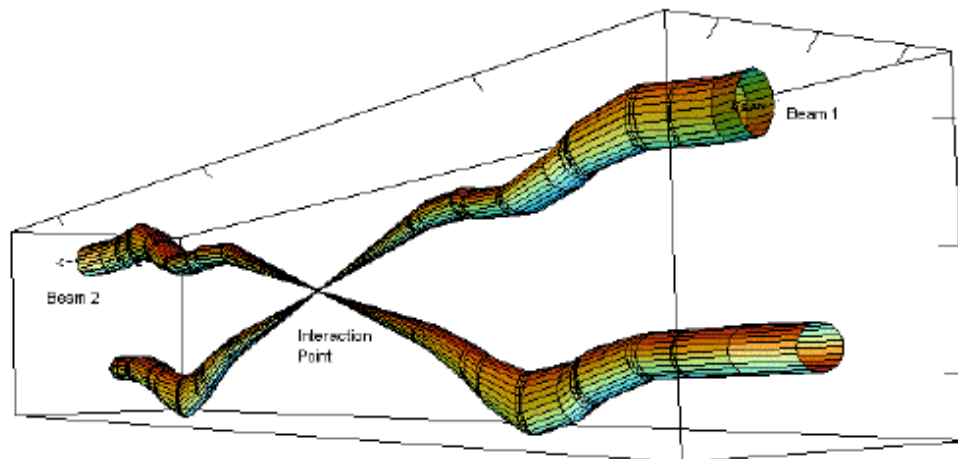
RF Cavities

- ...are used in almost all modern accelerators...
- In an RF cavity the particles “surf” on an electromagnetic wave that travels in the cavity.



Beam Size

- The beam size varies along the accelerator.
- At ISIS the beam can be as wide as 100mm.
- In Diamond it is only a few hundred micrometers wide.
- In the LHC near the interaction points the beam is only 64 micrometres wide (the size of a human hair).




Relative beam sizes around IP1 (Atlas) in collision

Beam size in the LHC

<http://lhc-machine-outreach.web.cern.ch/>

Charge and Current

- The charge of one electron (or one proton) is 1.6×10^{-19} Coulombs.
- The LHC can store up to 3×10^{14} protons.
- This corresponds to a total charge of 4.8×10^{-5} C, that is 48 micro-Coulombs.
- As it takes 90 microseconds for the particles to travel around the ring this corresponds to a current of 0.54 Amps!
Current = Charge/duration



The LHC tunnel
<http://cds.cern.ch>

Stored Beam Energy

- 1 electron-volt is 1.6×10^{-19} Joules.
- $3.5 \text{ TeV} = 560 \text{ nJ}$.
- Hence the full beam of 3×10^{14} protons contains $1.7 \times 10^8 \text{ J}$, that is 170 Megajoule.
- This energy is comparable to that of an Airbus 380 at 100km/h!
- This will double when the beam will reach 7 TeV!
- An energy of 170 MJ over 90 microseconds corresponds to a power of 2 Petawatt!
Power=Energy/time

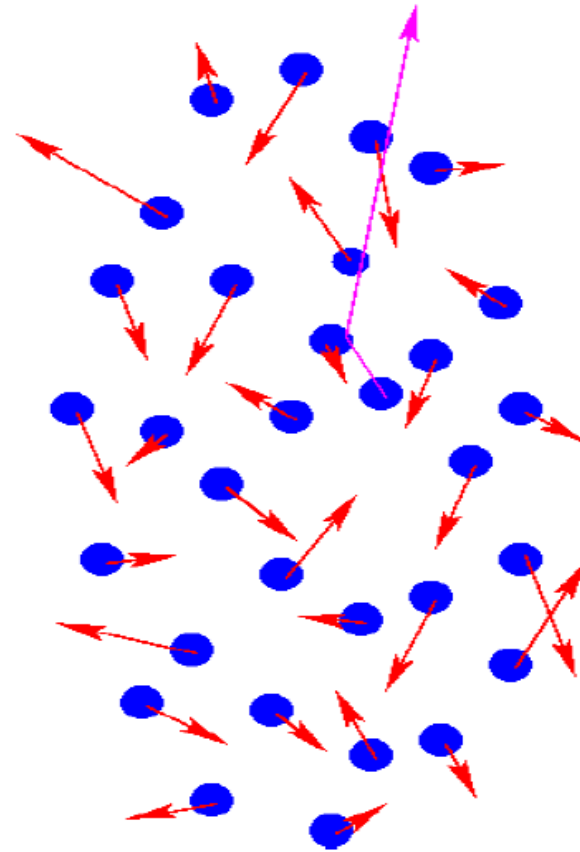


Airbus A380
wikipedia

Beam Lifetime

Lifetime

- The beam does not stay for ever in a ring.
- Some particles will scatter on each other and be ejected from the beam.
- Some particles “hit” the walls of the beampipe.
- In some rings the beam lifetime can be only a few minutes.
- In rings where stability is important (such as the LHC or Diamond) the beam lifetime will be several days.



Particle scattering inside a bunch

CERN Control Centre - Layout



What do the Experiments Want?

High energy

B = bending field
 ρ = bending radius
 p = momentum
 e = charge

$$B\rho = \frac{p}{e}$$

Determined by the maximum field of bending dipoles, B

High luminosity

$$\mathcal{L} = \frac{N^2 n_b f_{\text{rev}}}{4\pi\sigma_x\sigma_y} F$$

N = bunch population
 n_b = number of bunches
 f_{rev} = revolution frequency
 $\sigma_{x,y}$ = colliding beam sizes
 F = geometric factor

Depends on machine parameters: charge per bunch (N), num. of bunches (n_b) and transverse beam sizes (σ)

“Thus, to achieve high luminosity, all one has to do is make (lots of) high population bunches of low emittance to collide at high frequency at locations where the beam optics provides as low values of the amplitude functions as possible.” PDG 2005, chapter 25

Nominal LHC Design Parameters

Nominal LHC parameters	
Beam injection energy (TeV)	0.45
Beam energy (TeV)	7.0
Number of particles per bunch	1.15×10^{11}
Number of bunches per beam	2808
Max stored beam energy (MJ)	362
Norm transverse emittance ($\mu\text{m rad}$)	3.75
Colliding beam size (μm)	16
Bunch length at 7 TeV (cm)	7.55

- ...

PROTON PHYSICS: STABLE BEAMS

Energy:

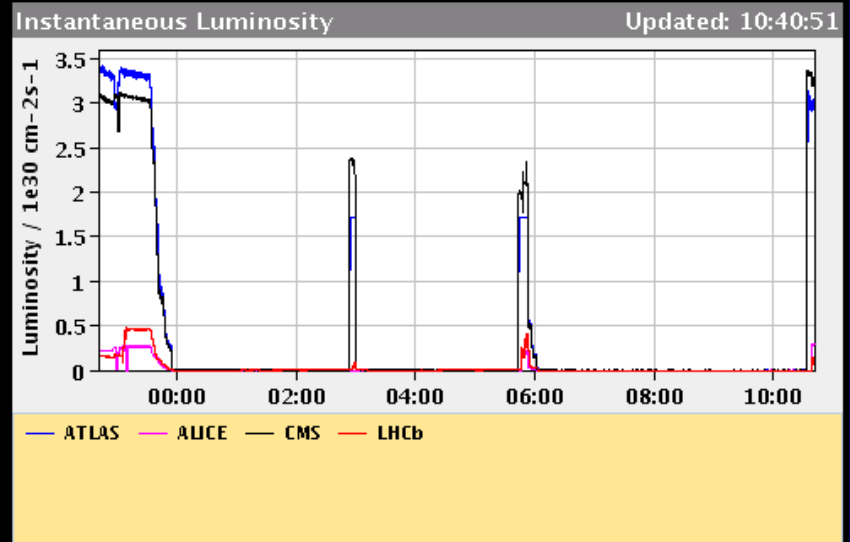
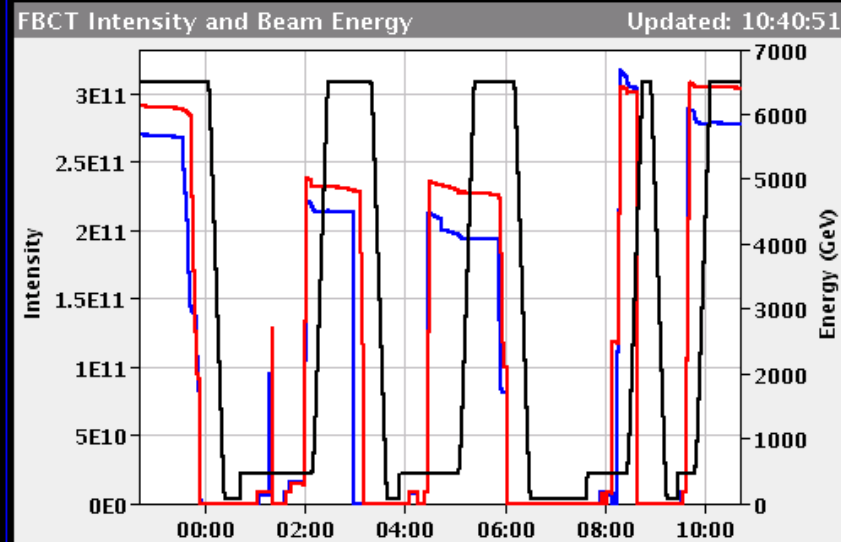
6500 GeV

I(B1):

2.93e+11

I(B2):

2.96e+11



BIS status and SMP flags

B1

B2

Comments (03-Jun-2015 10:40:01)

collapsed separation bumps in IP1 and 5
collapsed separation bumps in I IP2 and 8
preparing for stable beams

Link Status of Beam Permits

false

false

Global Beam Permit

true

true

Setup Beam

false

false

Beam Presence

true

true

Moveable Devices Allowed In

true

true

Stable Beams

true

true

AFS: Single_3b_2_2_2_with_nc_probes

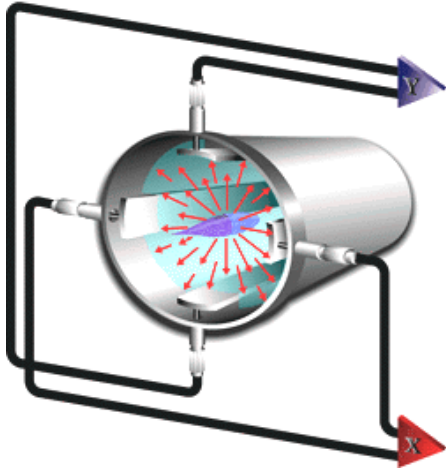
PM Status B1

ENABLED


PM Status B2

ENABLED

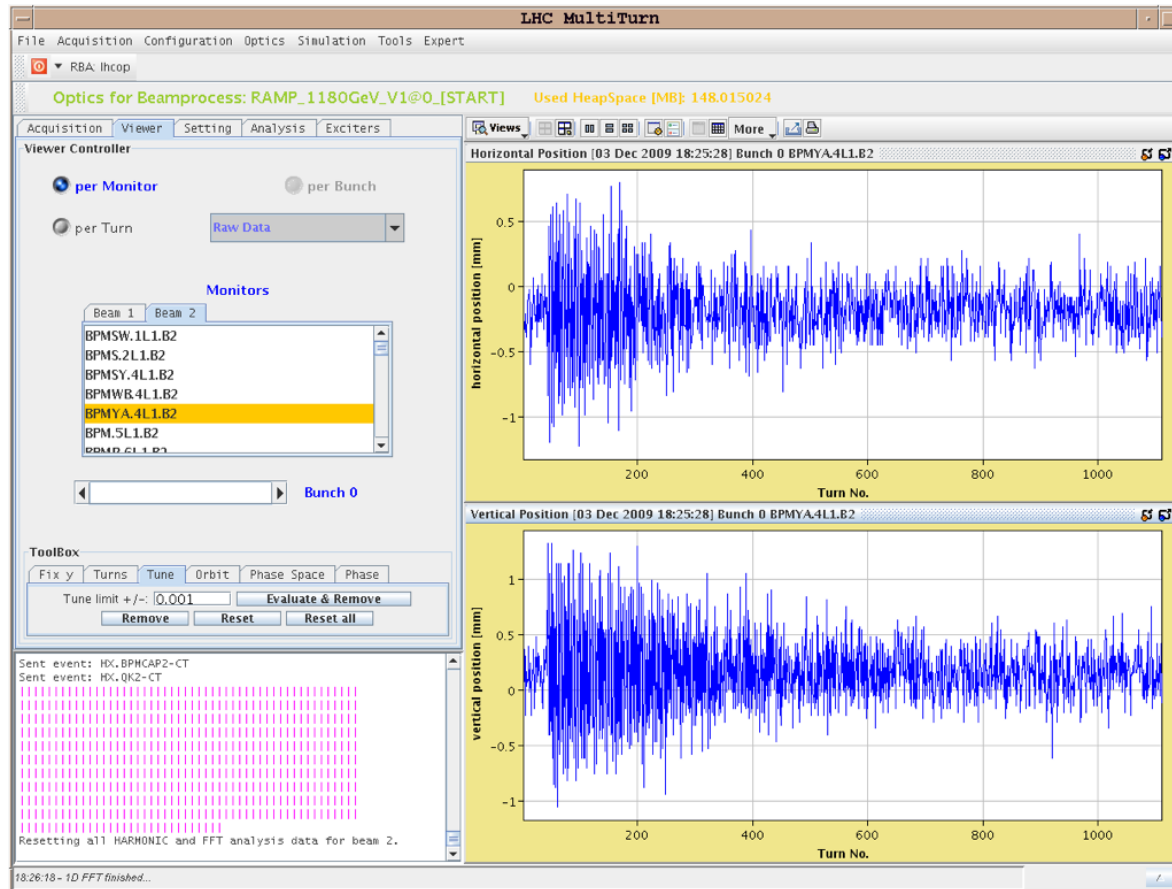
LHC Beam Position Monitors (BPMs)



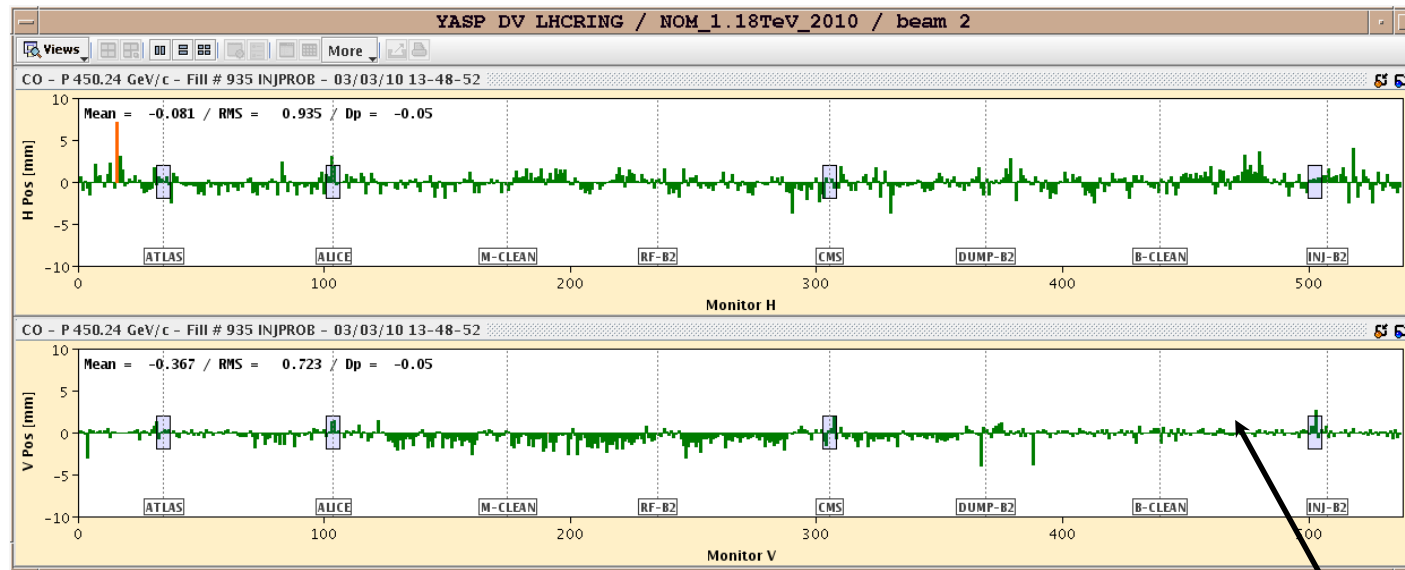
4 buttons pick-up the e.m. signal induced by the beam. One can infer the transverse position in both planes.



Multi-turn Acquisitions of Beam Position



Closed-orbit Measurements



> 500 measurements per beam per plane!

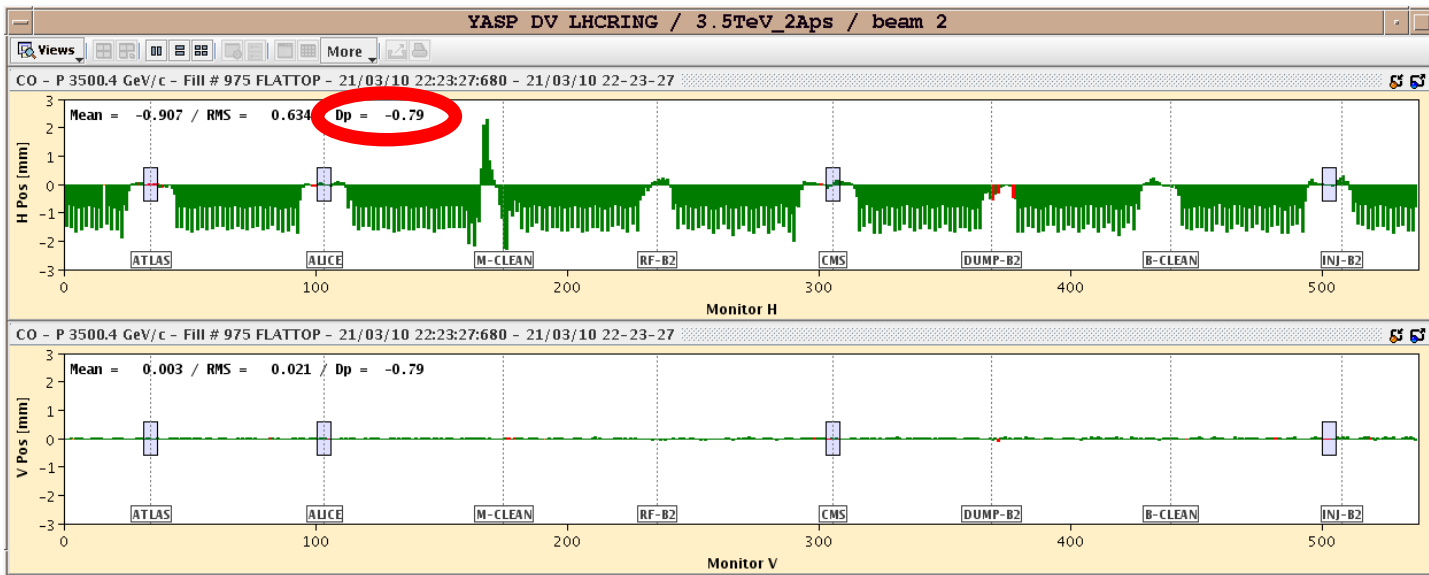
More than 1 per quad!

1 Hz data + turn-by-turn are possible

Dispersion Measurements

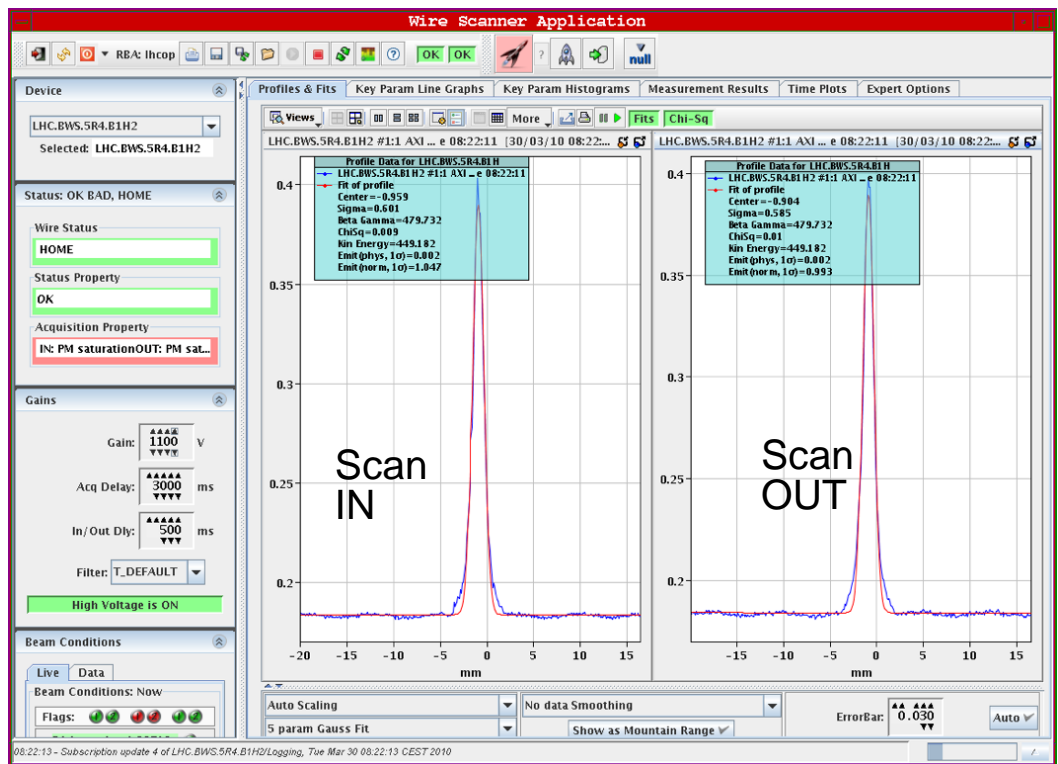
$$\Delta x(s) = D(s) \times \frac{\Delta p}{p}$$

Measure the orbit offset for different beam energies.

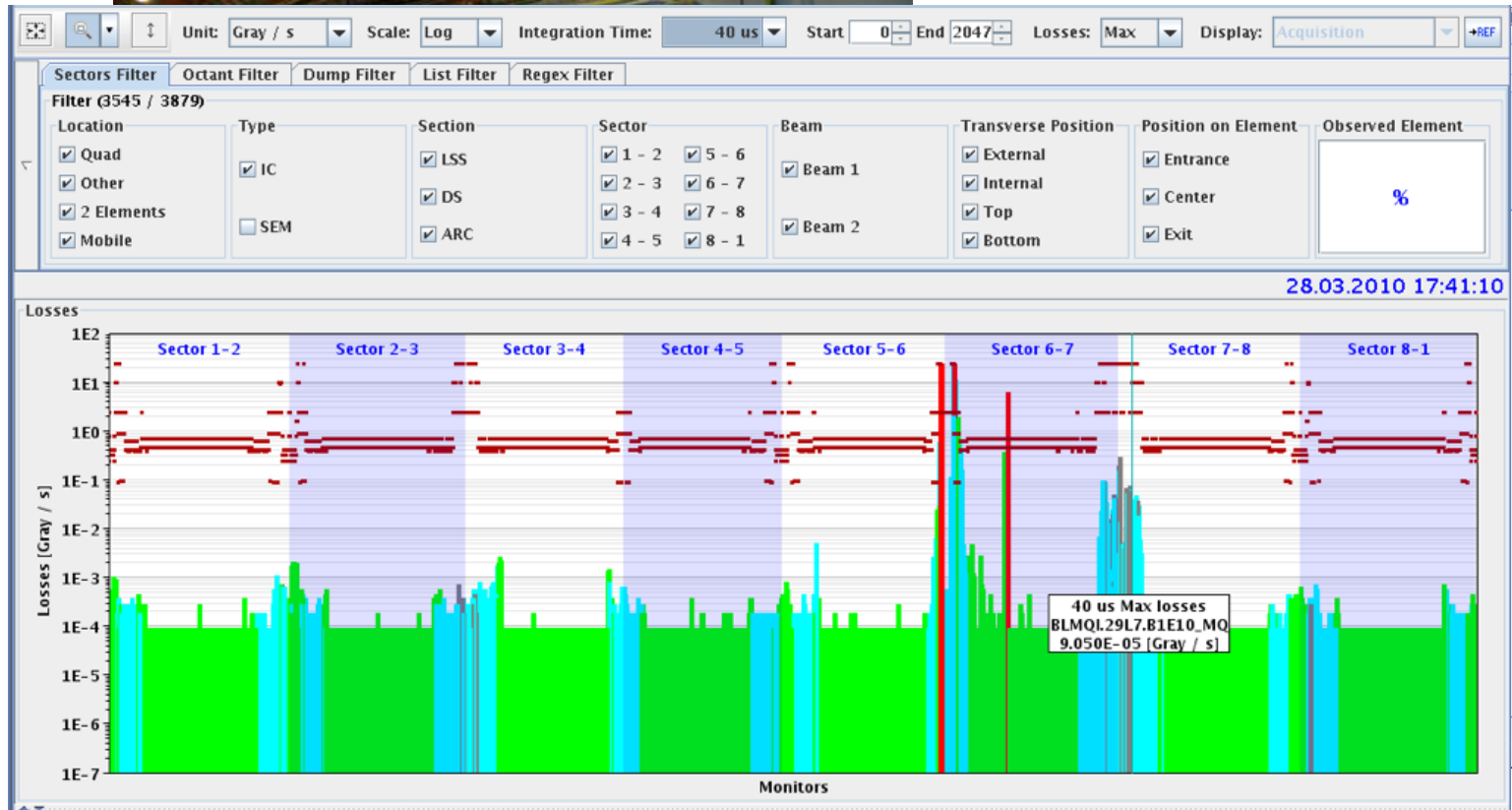


Beam Size Measurements

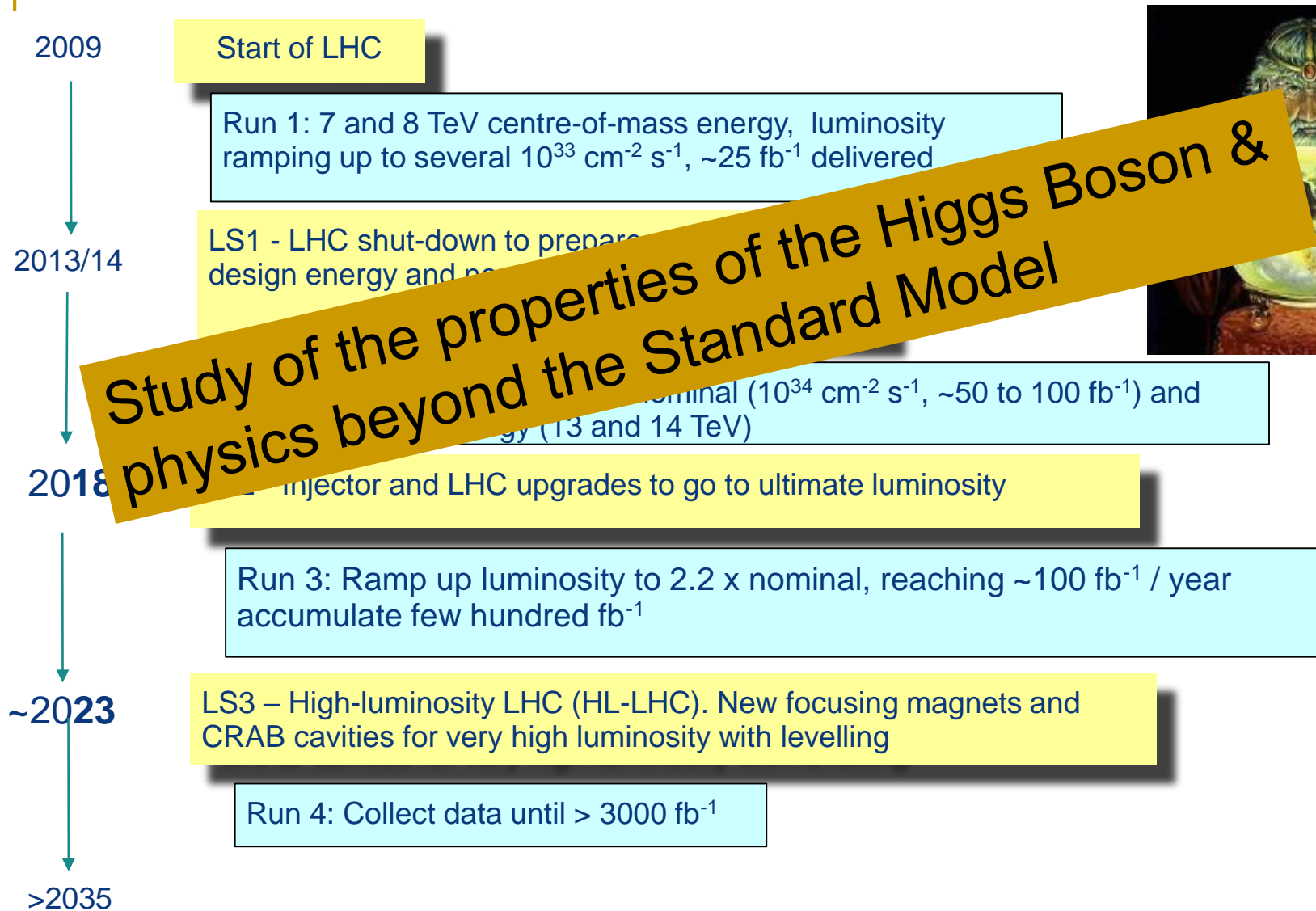
- Flying wire moved across circulating beam
- Measure secondary particles
- Calibrate wire position to get size in mm



Beam Loss Monitoring



The Predictable Future - *LHC Timeline*



Nobel Prize in Physics 2013



The Nobel Prize in Physics 2013 was awarded jointly to François Englert and Peter W. Higgs *"for the theoretical discovery of a mechanism that contributes to our understanding of the origin of mass of subatomic particles, and which recently was confirmed through the discovery of the predicted fundamental particle, by the ATLAS and CMS experiments at CERN's Large Hadron Collider"*.