




Greek Teachers Programme 2017

# Powering High Energy Physics

Konstantinos Papastergiou | Technology Department  
CERN – European Organisation for Nuclear Research



το CERN στα μάτια μας



cern



Recherche Google

J'ai de la chance

## Regional interest ? 2008 only



		Region   City
Switzerland	100	
Greece	85	
Italy	32	
Austria	27	
Denmark	22	
Norway	21	
Turkey	19	

# 1897

## Ανακάλυψη ηλεκτρονίου

Nobel 1906, Jonathan J. Thomson, Cambridge Cavendish Laboratory

# Summary

## ➔ **Energy consumption at CERN**

- ⇒ How is energy used?
- ⇒ Electricity, Water and Gas

## ➔ **From Electrical to Kinetic Energy**

- ⇒ How is electricity converted to acceleration?

## ➔ **Key electrical consumers?**

- ⇒ Components with power requirements

## ➔ **Electronics and Power Electronics**

- ⇒ What is the difference

## ➔ **Power Conversion Principle**

- ⇒ Why and how is energy converted

## ➔ **Accelerator Power Electronics**

- ⇒ Real world systems – how do they look

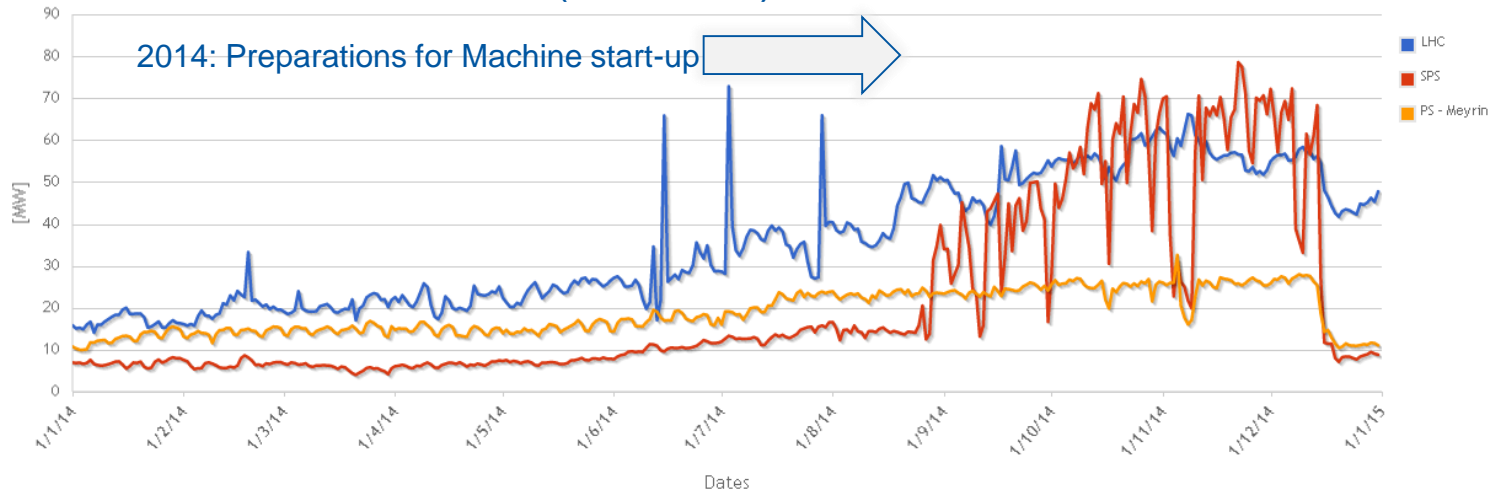
## ➔ **Research Challenges**

- ⇒ The future in powering accelerators

# CERN και ενέργεια

# Electricity at CERN

- ➔ Interconnections to both France and Switzerland
- ➔ Approximately 80% of electricity from France
  - ⇒ French Energy mix: 75% Nuclear, 16% Hydro, Thermal 9%
- ➔ 1000 high voltage circuit breakers in operation
- ➔ Consumption
  - ⇒ as high as all households in Geneva area
  - ⇒ 1/10<sup>th</sup> of the canton (11.3TWh).



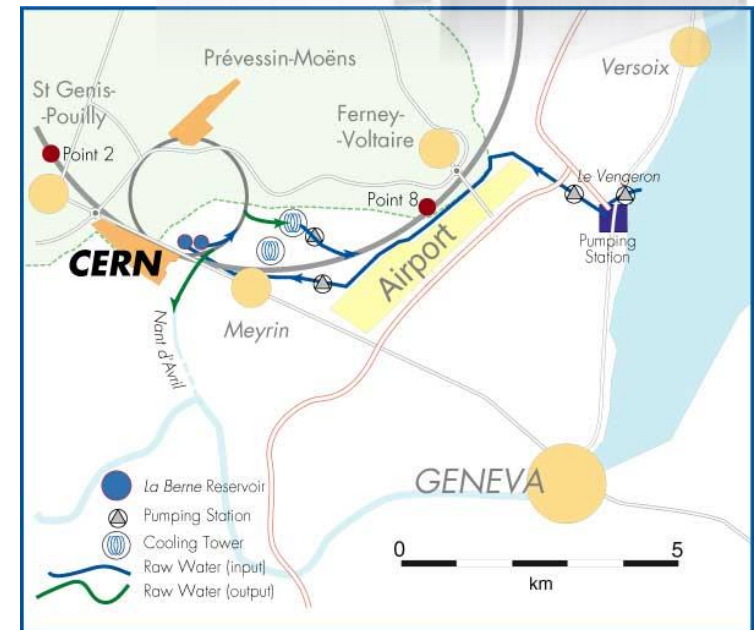
# Energy Facts & Figures

- ➔ **Total consumption 1 230 000 000 kWh/yr (at home ~ 11 000kWh/yr)**
  - ⇒ 43% consumed by the LHC
    - Up to 14% by superconductive magnet cooling
    - Up to 9% equipment cooling and tunnel ventilation
  - ⇒ 11% by its Experiments
  - ⇒ 30% by SPS
    - 7% at its Experiments
  - ⇒ 3% PS-booster-Linac
  - ⇒ 6% Data Centres
  - ⇒ 7% in offices, restaurants etc.



# Water

- ➔ 5 million m<sup>3</sup> of water mainly from the lake
- ➔ Closed circuit of demineralised water and secondary circuit of raw water cooled in cooling towers.
- ➔ Industrial process water
  - ⇒ Surface treatment
  - ⇒ Production of demineralised water

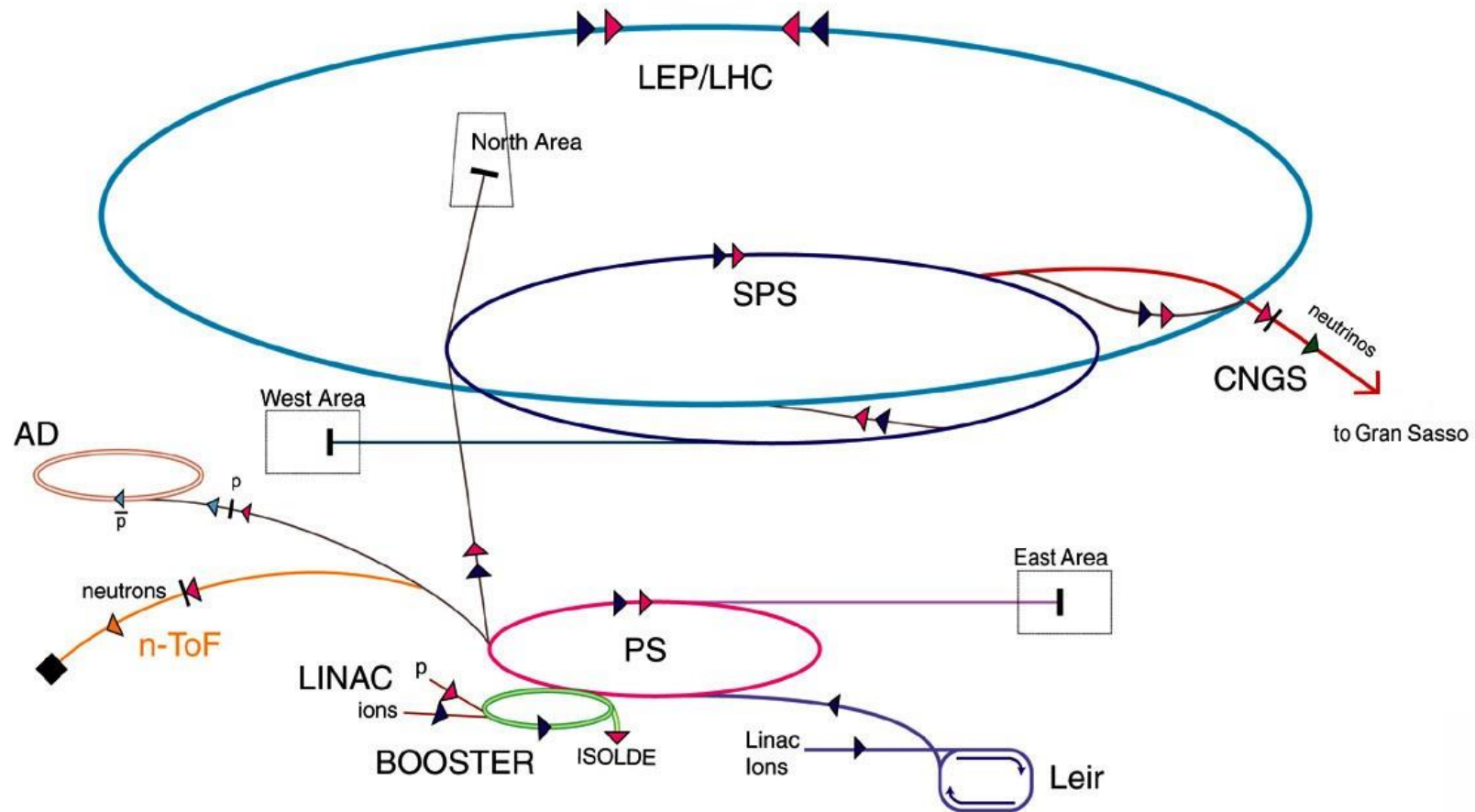


# Natural Gas

- ➔ Heating stations at Meyrin 8 million m<sup>3</sup>
- ➔ Heating station at Preveessin – 1.5million m<sup>3</sup>
- ➔ Operated by external companies
  - ⇒ Monitor dust, CO, CO<sub>2</sub>, nitrogen oxides and sulphur oxides

η ενέργεια στους επιταχυντές

# Accelerators at CERN



- ▶ p (proton)
- ▶ ion
- ▶ neutron
- ▶  $\bar{p}$  (antiproton)
- ▶  $\leftrightarrow$  proton/antiproton conversion
- ▶ neutrino

- AD Antiproton Decelerator
- PS Proton Synchrotron
- SPS Super Proton Synchrotron

- LHC Large Hadron Collider
- n-ToF Neutron Time of Flight
- CNGS Cern Neutrinos Gran Sasso

# Key Energy Consumers

## ➔ Direct Energy to the beam

⇒ RF cavities - Klystron

⇒ Magnets

## ➔ Environmental Conditioning

⇒ Cryogenics

⇒ Systems cooling

⇒ Tunnel air filtering

## ➔ Data


⇒ Measurements

⇒ Processing

## ➔ Infrastructure

## ➔ Other


(c) Rey.Hori / KEK



# Cryogenics

- ➔ Cryogenic pumps are the largest single electrical consumer at CERN
- ➔ Peak power: 50MW
- ➔ 6 weeks to cool down Helium to 1.8K to 4.2K

(c) Rey Hori / KEK



# Force on Charged Particle

The force on a charged particle is proportional to the charge, the electric field, and the cross product of the velocity vector and magnetic field:

Lorenz force:

$$\vec{\mathbf{F}} = q \cdot (\vec{\mathbf{E}} + \vec{\mathbf{v}} \times \vec{\mathbf{B}})$$

Where  $q$  is the electrons' (positrons', protons'...) elementary charge:

$$q = e_0 = 1.602 \cdot 10^{-19} \text{ [C]}$$

For conservative forces (work done independent of the path) the work done by a force  $F$  along the path  $s_1 \rightarrow s_2$  transversed by the particle is:

$$\Delta E = \int_{s1}^{s2} \vec{\mathbf{F}} \cdot d\vec{\mathbf{s}}$$

by differentiating:

$$\frac{\Delta E}{dt} = q \cdot (\vec{\mathbf{v}} \cdot \vec{\mathbf{E}} + \vec{\mathbf{v}} \cdot (\vec{\mathbf{v}} \times \vec{\mathbf{B}})) = q \cdot \vec{\mathbf{v}} \cdot \vec{\mathbf{E}}$$

Conclusion the magnetic field does not produce any work on the direction of the vector travelled by the charged particle. Energy (acceleration) is only gained under the effect of electric field.


# RF Cavities - Klystron

## Functions:

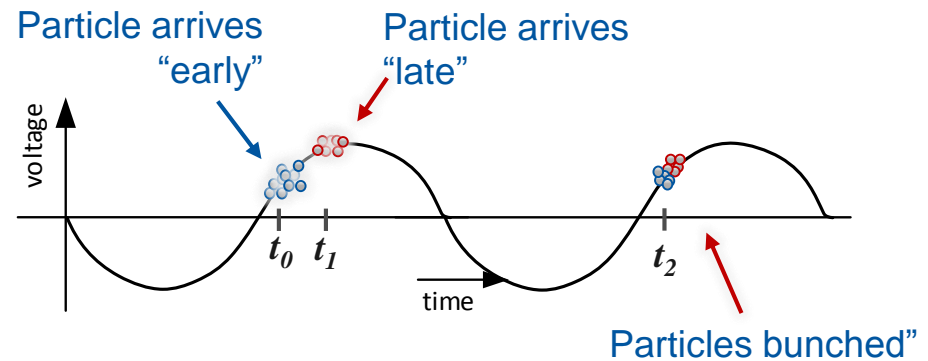
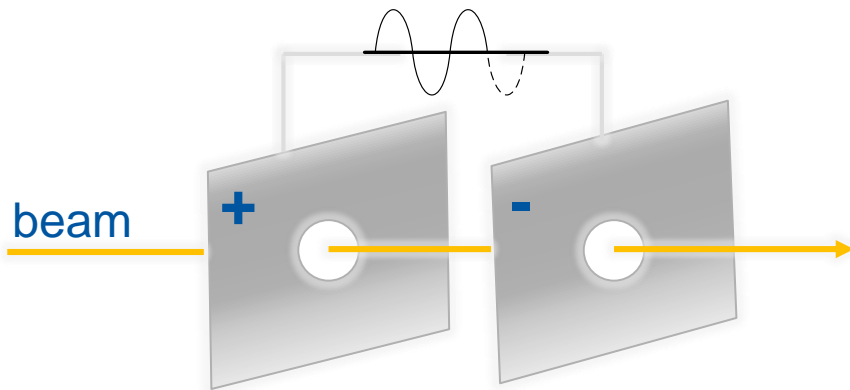
- Particle acceleration

$$\Delta E = \int_{s1}^{s2} \vec{F} \cdot d\vec{s} = q \cdot \int_{s1}^{s2} \vec{E} \cdot d\vec{s} = q \cdot U$$

\* The rhythm of energy build up depends on the particles' charge and the electric field voltage



(c) Rey Hori / KEK





# Electro-magnets

## Functions:

- Beam steering

$$\vec{F} = q \cdot (\vec{v} \times \vec{B})$$

- At first sight F is not dependent on mass
- Since v on a circle of radius  $\rho \rightarrow F = \text{centripetal force}$

$$\vec{F} = q \cdot (\vec{v} \times \vec{B}) = m_r \cdot \vec{a}_C = \frac{m_r \cdot v^2}{\rho}$$

$$m_r = \gamma \cdot m_0$$

\*  $\gamma$  : lorenz factor ( $\gamma=1/(1-v^2/c^2)$ )

- Rearranging yields the beam rigidity i.e. a measure of the force needed to bend the charge direction
- And the bending angle inside a magnet field

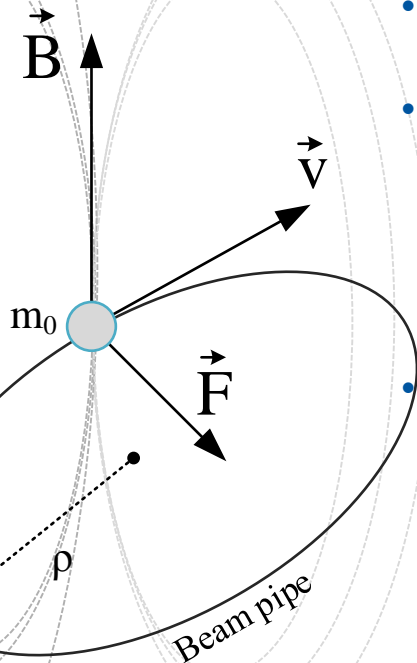
$$\vec{B} \cdot \rho = \frac{m \cdot v}{q} = \frac{p}{e}$$

$$a = \frac{\int \vec{B} \cdot ds}{B \cdot \rho}$$

- The integrated field is a magnet property also given by Amperes law:

$$\oint_C \vec{B} \cdot ds = \mu_0 \cdot \iint_A \vec{J} \cdot dA = \mu_0 \cdot I_C$$


\*  $\mu_0$ : magnetic permeability of the air



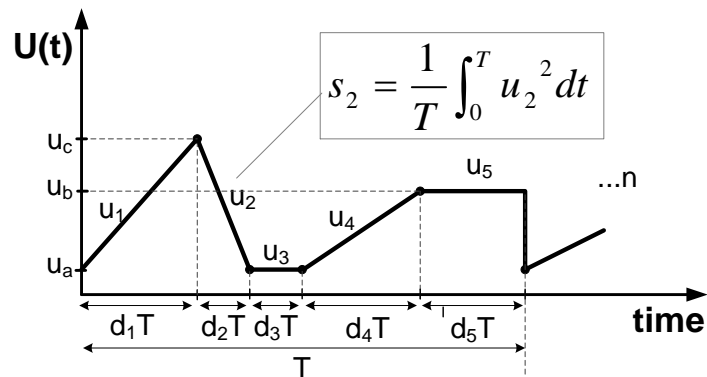
# Dipole magnet

## Functions:

- Beam steering
- Stores energy  $E=0.5 L I^2$
- Consumes power  $P=I^2 R$



(c) Rey Hori / KEK

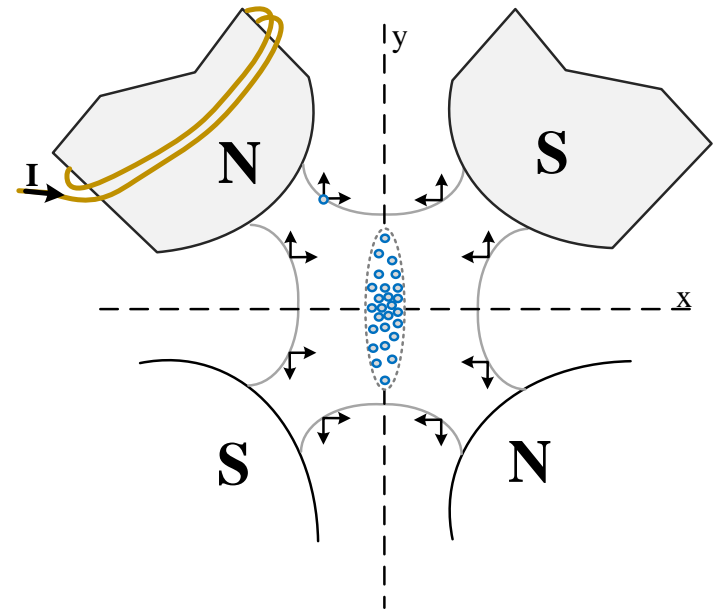
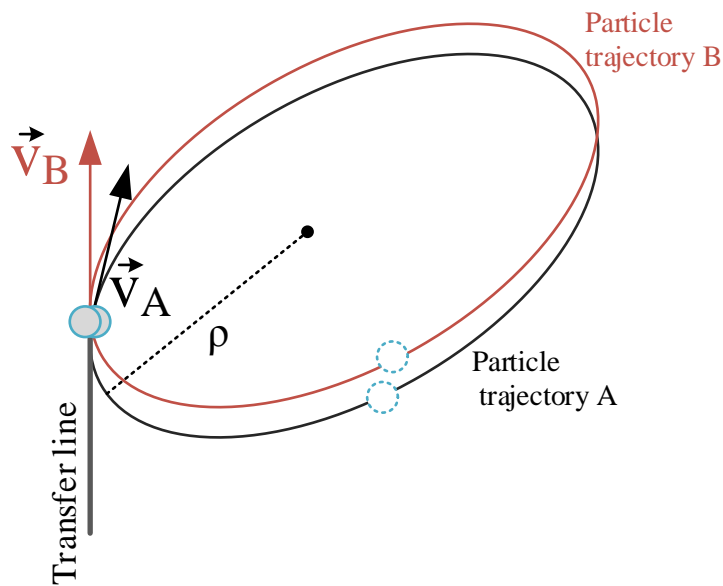


# Quadrupole magnets

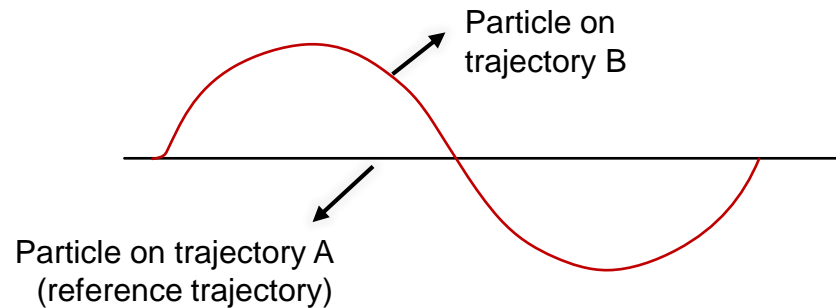
## Functions:

- Focussing-defocussing

Two particles enter in the accelerator with different velocity vectors:



## Betatron Oscillation



# 1880s

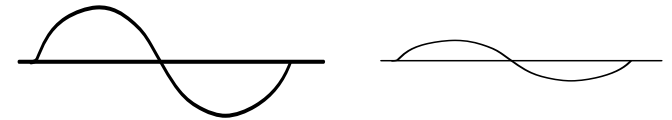
the war of currents

# Thomas Edison VS George Westinghouse

➔ Direct VS alternating current

➔ AC has two key advantages

- ⇒ Voltage/current can be transformed
- ⇒ Current can be interrupted



➔ Whereas DC is:

- ⇒ Less dangerous\* but
- ⇒ May not be interrupted with standard switches
- ⇒ Could not be transmitted in long distances due to the lack of dc transformers

➔ Westinghouse won the battle!!!

- ⇒ Alternating current is standard and can be transformed, transmitted to distances of several hundred kilometres and may be interrupted with standard mechanical breakers.
- ⇒ It took us a century to develop technology for handling DC currents!

\* If compared to a similar voltage level 50Hz alternating current of which the fluctuations can induce arrhythmia and eventually result in ventricular fibrillation of the heart

# Edisson VS Westinghouse

- ➔ Electrical power is  $P_{\text{tot}} = \text{voltage (v)} \times \text{current (i)}$
- ➔ Using conductors to transmit power hence  $R_{\text{copper}}$
- ➔ Power is lost on the way  $P_{\text{loss}} = I^2 R$
- ➔ Hence useful power is  $P_{\text{useful}} = P_{\text{tot}} - P_{\text{loss}}$

Notice!  $P_{\text{loss}}$  is a function of  $I$  and  $R$ . Decreasing  $I$  by a factor of 2 decreases power loss by 4

- ➔ 2 Solutions to save energy:
  - ⇒ Voltage rise -> voltage transformation
  - ⇒ resistance reduction -> superconductive conductors

# Εισαγωγή στους Μετατροπείς Ισχύος

# Electronics & Power Electronics

- ➔ Electronics is the art of manipulating the flow of electrons to perform certain functions
  - ⇒ Receive, transmit and store information
  - ⇒ Generate electromagnetic waves (heat, light)
  - ⇒ Convert electricity to kinetic energy (motors)

**Analog &  
Digital Electronics**



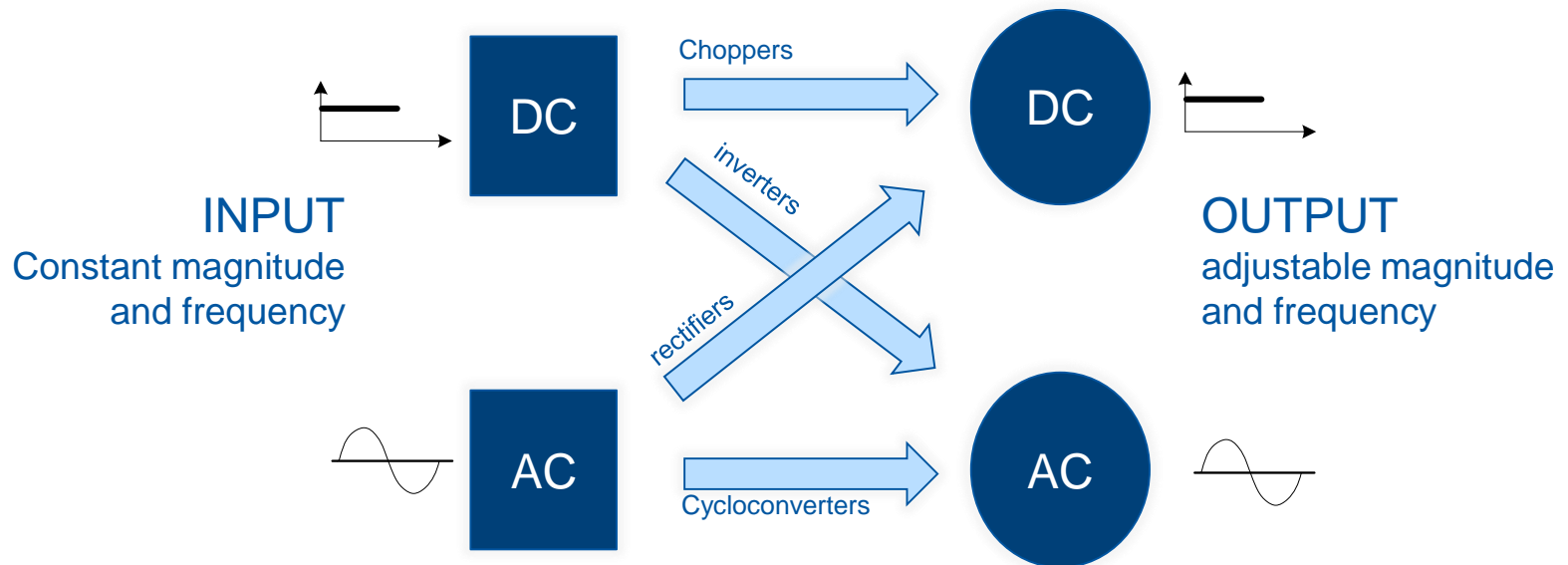
**Power Electronics**



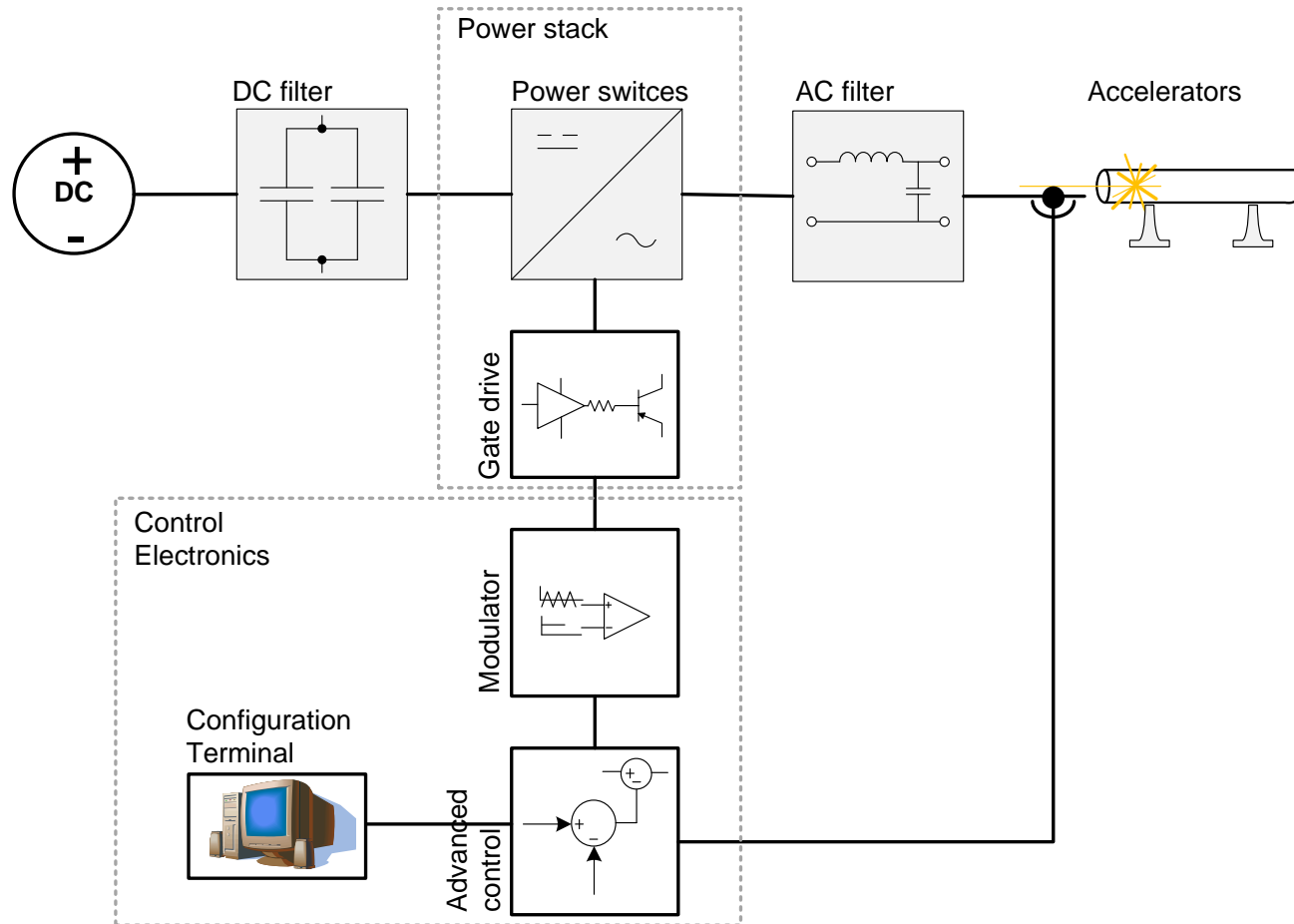


# Power Conversion

- ➔ Electrical voltage needs to be transformed
  - ⇒ From direct to alternating current and the opposite
  - ⇒ From one voltage to another
  - ⇒ From one frequency to another

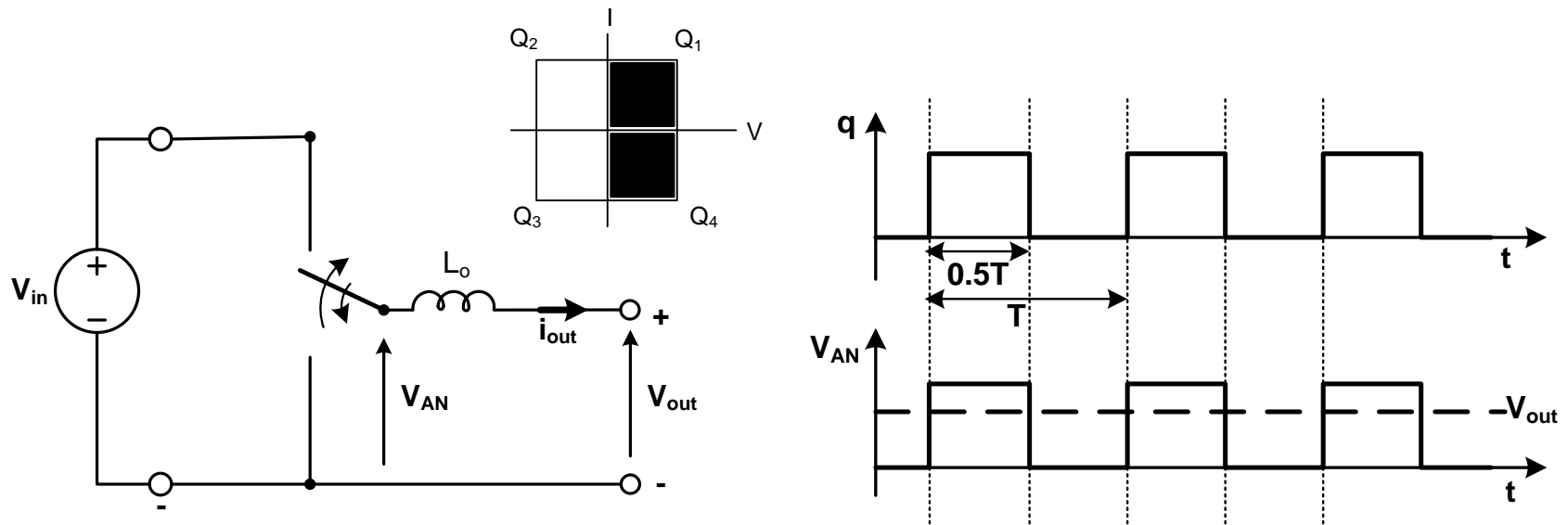


# Power Converter Structure



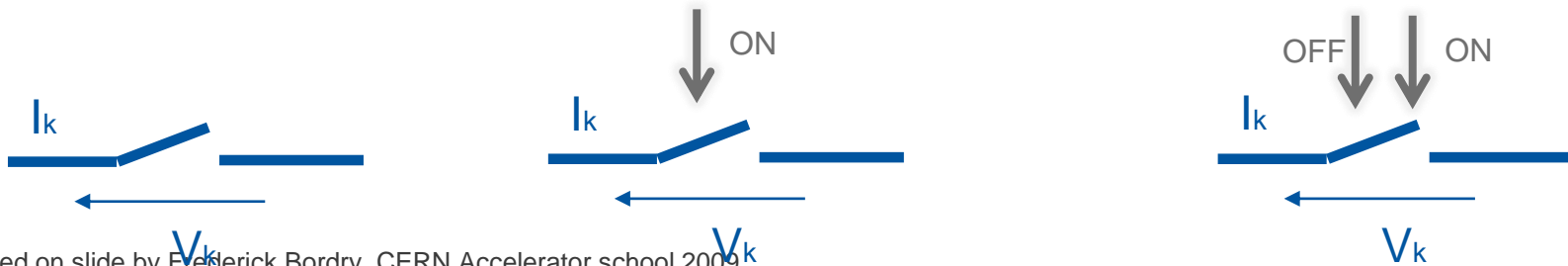
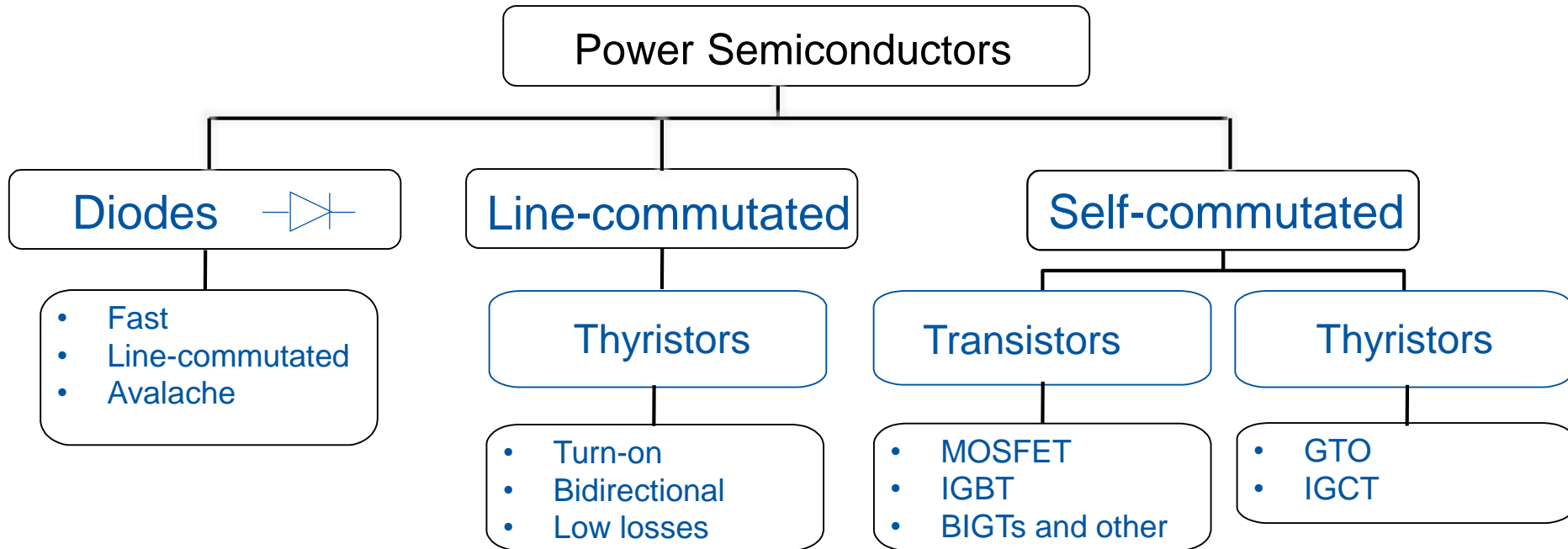
# The basic power converter

- ➔ Voltage regulator operation based on switching on and off the input source with a duty cycle  $D$ .
- ➔ Inductor operates as averaging device



$$V_{out} = D \cdot V_{in} \quad 0 < D < 1$$

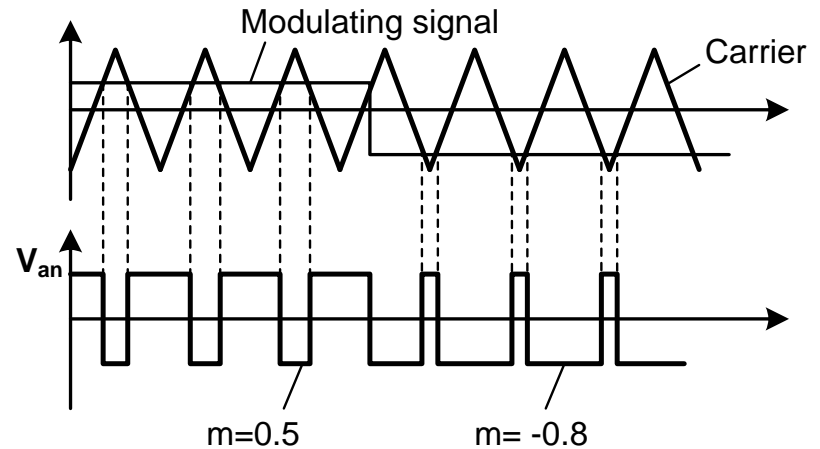
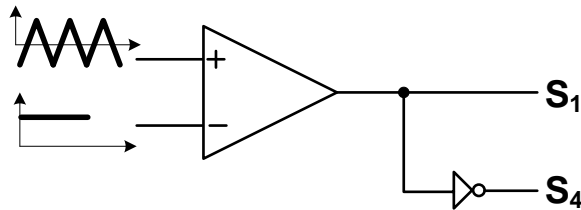
# Power Semiconductors



Based on slide by Frederick Bordry, CERN Accelerator school 2009

# Modulation

- ➔ Control of the fundamental frequency component (AC or DC) by varying the switch duty ratio



# Figures of merit in PE

## ➔ Power conversion efficiency

⇒ Expresses the effective-ness of a converter in converting input power to useful output power (with less wasted power in the process)

$$n_c = \frac{P_{out,dc}}{P_{in}}$$

## ➔ Input Power factor

⇒ A high power factor typically indicates a lower input current for delivering a certian output power level. (as usually input sources have a stiff voltage magnitude)

$$\cos\varphi = \frac{P_{in}}{S_{in}}$$

## ➔ Ripple factor

⇒ Is a measure of the voltage or current ripple magnitude in dc voltage or current waveform

$$RF = \frac{V_{ac,rms}}{V_{dc}}$$

## ➔ Total Harmonic Distortion (THD)

⇒ is a measure of its RMS power of the harmonic components in comparison with the RMS power of the fundamental component of a voltage or current waveform.


$$THD = \frac{V_{h,rms}}{V_{1,rms}}$$

# LHC – the Large Hadron collider

## → The beams are controlled by:

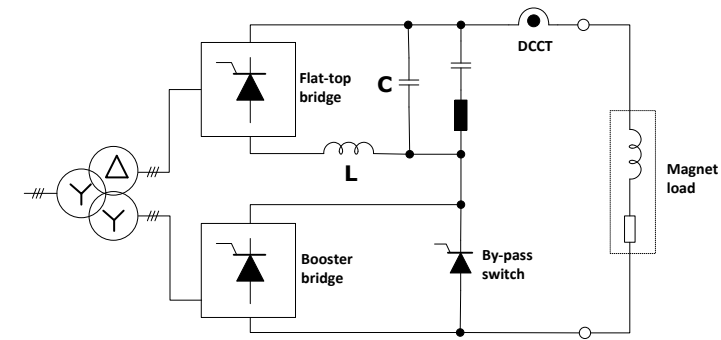
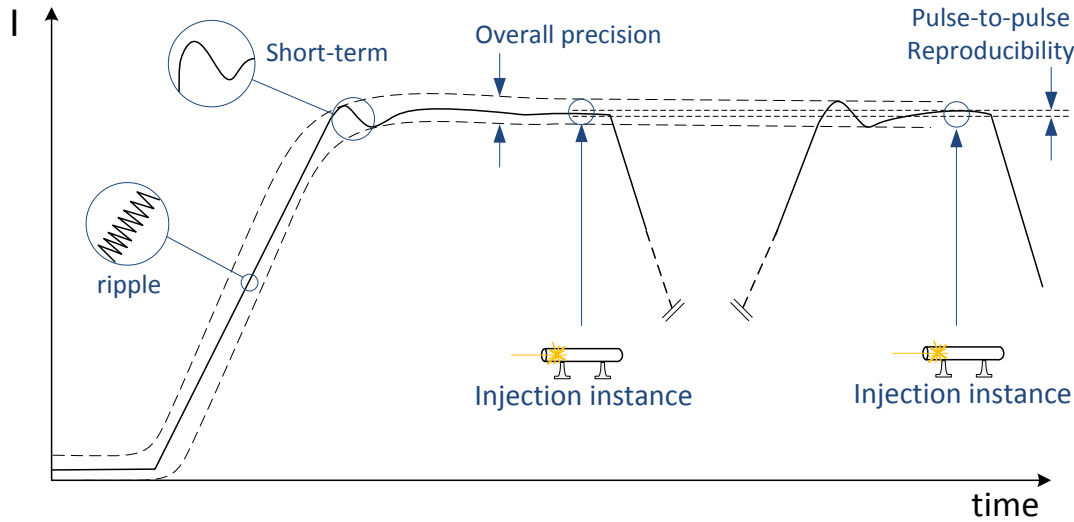
- 1232 SC Main Dipole magnets to bend the beams
- 392 SC Main Quadrupole magnets to focus the beams
- 124 SC Quadrupole / Dipole Insertion magnets
  - (in 196 circuits of ~ 6 kA)
- 6340 SC Corrector magnets
  - (in 1460 circuits 60 to 600A)
- 112 Warm magnets
  - (in 38 circuits 600 to 900A)
- SC RF Cavities to accelerate and stabilize the beam

**All ~8000 magnets need to be powered in a very controlled and precise manner**



# Current Regulation Precision

## Current in a transfer line magnet




### Precision components:

- Current ripple
- Short-term (dynamic behaviour)
- Long term (reproducibility)

### Typical requirements:

- 1-100ppm depending on application





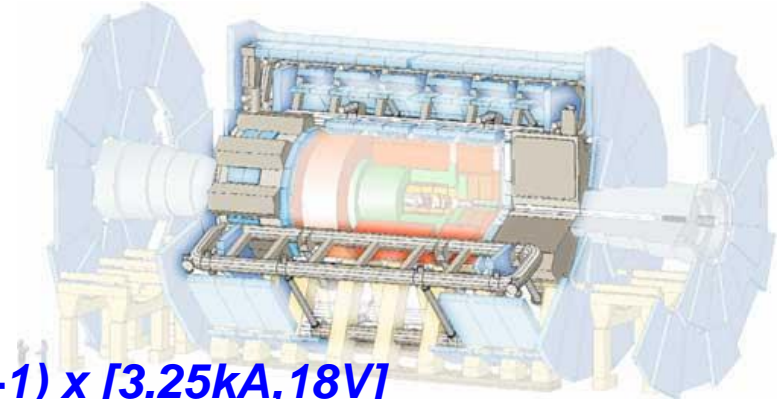
O.C.E.M. S.p.A.  
POWER ELECTRONICS



# 20.5kA power converter – ATLAS solenoid

## *The load*

- Superconducting magnet:  $L = 7.5 \text{ H}$
- Nominal current: 20.5 kA
- Stored energy: 1.6 GJ
- Time constant: 37'500 s



*The power converter* : [20.5 kA, 18V] ; (7+1) x [3.25kA, 18V]



TRANSTECHNIK

Slide by Frederick Bordry, CERN Accelerator school 2009



- Ερωτήσεις;

# Life at CERN





[www.cern.ch](http://www.cern.ch)