

Towards Reconstructing the SUSY Lagrangian with Fittino

Philip Bechtle (DESY)

Klaus Desch, Mathias Uhlenbrock, Peter Wienemann (Univ. Bonn)

Werner Porod (Univ. Würzburg)

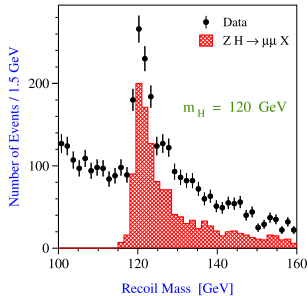
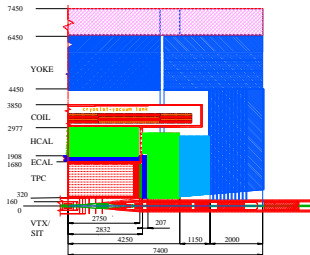
July 26th 2007

- 1 Motivation and Introduction
- 2 ILC and LHC
- 3 Likelihood Maps with LE and LHC Observables

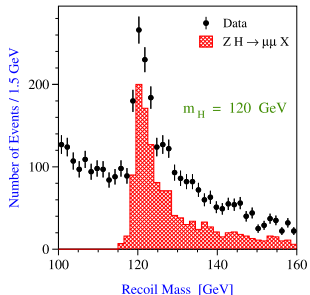
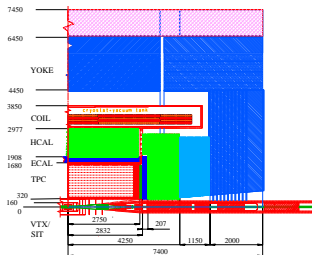
Outline

- 1 Motivation and Introduction
- 2 ILC and LHC
- 3 Likelihood Maps with LE and LHC Observables

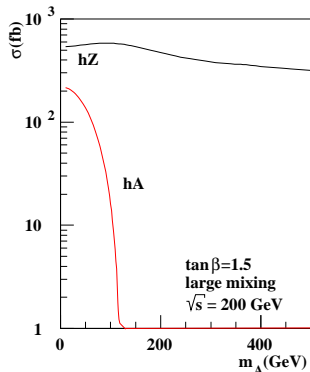
Observables and Parameters



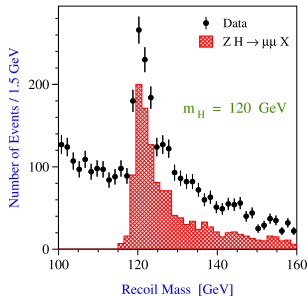
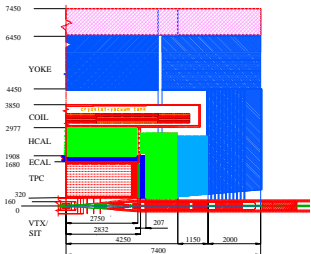
Observables and Parameters



$$\begin{aligned}
 V_{\text{Higgs}} = & m_{1H}^2 |H_1|^2 + m_{2H}^2 |H_2|^2 \\
 & - m_{12}^2 (\epsilon_{ij} H_1^i H_2^j + h.c.) \\
 & + \frac{1}{8} (g^2 + g'^2) (|H_1|^2 - |H_2|^2)^2 + \frac{1}{2} g^2 |H_1^* H_2|^2
 \end{aligned}$$



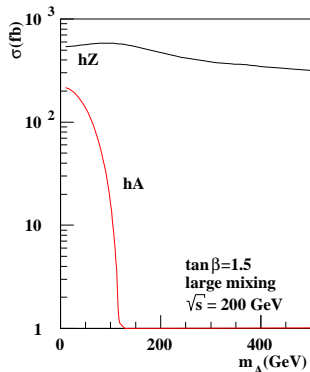
Observables and Parameters



←
Link:
→

Parameter Determination

$$\begin{aligned}
 V_{\text{Higgs}} = & m_{1H}^2 |H_1|^2 + m_{2H}^2 |H_2|^2 \\
 & - m_{12}^2 (\epsilon_{ij} H_1^i H_2^j + h.c.) \\
 & + \frac{1}{8} (g^2 + g'^2) (|H_1|^2 - |H_2|^2)^2 + \frac{1}{2} g^2 |H_1^* H_2|^2
 \end{aligned}$$



Aims of Fittino

- Fit the MSSM parameters to the observables from all possible sources: LHC, ILC, Tevatron, B-factories, etc.
- Fit high-scale (mSUGRA, GMSB, AMSB) and low-scale models (MSSM, NMSSM)
- Bottom-up approach
- To be unbiased: Use **no prior knowledge of the parameters at any step**
- Provide easy user interface for measurements, parameter definitions and output
- **Goals:**
 - Show that unambiguous parameter determination without human bias is possible
 - Determine precision of parameter measurements
 - Test the necessary **experimental** and **theoretical** precision
 - Study comparisons of models: MSSM vs. NMSSM etc.
- See SFitter (next talk) for another example

Observables and other Inputs

Observables:

- Fittino can fit to any combination of the following observables:
 - Masses of SM and MSSM particles
 - Edges in mass spectra
 - Particle widths
 - Branching fractions
 - Cross-sections
 - Any product of cross-sections and/or branching fractions
 - Any ratio of the above
 - LE-Observables: $b \rightarrow s\gamma$, $(g - 2)_\mu$, relic density, $\Delta m_s / \Delta m_d$, etc.
- Correlations among observables can be specified
- Limits on masses of unobserved particles can be specified

Calculations:

- Use SLHA as an interface to theory codes
- Here: Use SPheno (W. Porod) and micrOmegas (Bélanger et al.)

Very Short Example Input File

```
#####
###          Fittino input file          ###
#####
massh0                115.237 GeV +- 0.05 GeV +- 0.5 GeV # comment
massTop                178.0   GeV +- 0.3   GeV
correlationCoefficient  massh0 massTop 0.05                # quatsch
# etc
edge 1 massNeutralino1 massNeutralino2      263.5 GeV +- 1.2 GeV alias 1
sigma ( ee -> Neutralino1 Neutralino2, 1000.,0.8,0.6 ) 7.678 fb +- 2.0 fb
BR ( h0 -> Bottom Bottom~ )    0.8033 +- 0.01 +- (lumiErr) 0.05
BR ( h0 -> Charm Charm~ )      0.05   +- 0.02 +- (lumiErr) 0.01
nofit cos2PhiL                0.62865 +- 0.0005
# etc
fitParameter  TanBeta                10.0
fixParameter  Mu                      358.6 GeV
universality  MSelectronR MSmuR
# etc
LoopCorrections      on
CalcPullDist         off
```

Technologies

- To find the χ^2 minimum
 - Tree-level estimate + MIGRAD in MINUIT:
fast but unreliable, if not started very close to the true minimum
 - Tree-level estimate + Simulated Annealing:
not too slow, very reliable detection of the global minimum
- To map the parameter space
 - 1D or 2D scans:
fast, but no correct treatment of the correlations to fixed parameters
 - Markov Chain:
n-dim. Probability map of the available parameter space
- To determine the uncertainties
 - MINOS in MINUIT:
Slow and not very reliable
 - Automatic generation of pull fits:
Very reliable and (at least on a farm) not slower than MINOS
- To get a feeling for the parameters and observables
 - Visualize the effect of variations of each parameter on observable χ^2 's

Markov Chains

- Build a chain of parameter points \vec{x}_i using the Metropolis-Hastings algorithm
- Calculate a likelihood $\mathcal{L}(\vec{x}_i)$ for each point. Here: $\mathcal{L}(\vec{x}_i) = e^{-\chi^2}$
- Randomly pick a new point \vec{x}_{i+1} near \vec{x}_i , using a proposal distribution $Q(\vec{x}_{i+1}; \vec{x}_i)$
- Calculate $\rho = \mathcal{L}(\vec{x}_{i+1})/\mathcal{L}(\vec{x}_i)$ for symmetrical $Q(\vec{x}_{i+1}; \vec{x}_i)$
- If $\rho > 1$, accept the new point and add it to the end of the chain
- If $\rho < 1$, accept it with probability ρ , else, add \vec{x}_i again to the chain
- For the efficiency of the algorithm: Optimize $Q(\vec{x}_{i+1}; \vec{x}_i)$, e.g. gaussian distribution around \vec{x}_i with widths $\vec{\sigma}_i$
- Result: Point density in the chain is proportional to the probability distribution
- Extremely effective sampling: **needed number of steps scales with the number of dimensions D instead of n^D**

Outline

- 1 Motivation and Introduction
- 2 ILC and LHC
- 3 Likelihood Maps with LE and LHC Observables

SPS1a' MSSM Scenario Fit with ILC and LHC Observables

- **Observables:**
 - SM observables $m_Z, m_W, G_F, m_t, \dots$
 - Higgs sector masses from 500 GeV and 1 TeV LC
 - All accessible sparticle and gaugino masses from LHC and LC with realistic uncertainties from hep-ph/0410364
 - LC cross sections at 400,500,1000 GeV, polarisation LR, RL, LL and RR
 - h and largest \tilde{t}_1 BR's
- **Assumptions for this test:**
 - Unification in the first two generations
- **Two fits:**
 - Theory uncertainty only on m_h
 - Theory uncertainty on all masses (hep-ph/0511344) and $2\times$ larger σ uncertainties

ILC + LHC MSSM Fit Results

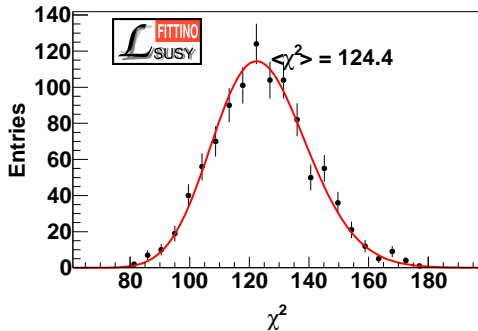
| Parameter | "True" value | Fit value | Uncertainty (exp.) | Uncertainty (exp.+theor.) |
|----------------------|--------------|------------|-----------------------|------------------------------|
| $\tan\beta$ | 10.00 | 10.00 | 0.11 | 0.15 |
| μ | 400.4 GeV | 400.4 GeV | 1.2 GeV | 1.3 GeV |
| X_τ | -4449. GeV | -4449. GeV | 20. GeV | 30. GeV |
| $M_{\tilde{e}_R}$ | 115.60 GeV | 115.60 GeV | 0.27 GeV | 0.50 GeV |
| $M_{\tilde{\tau}_R}$ | 109.89 GeV | 109.89 GeV | 0.41 GeV | 0.60 GeV |
| $M_{\tilde{e}_L}$ | 181.30 GeV | 181.30 GeV | 0.10 GeV | 0.12 GeV |
| $M_{\tilde{\tau}_L}$ | 179.54 GeV | 179.54 GeV | 0.14 GeV | 0.19 GeV |
| X_t | -565.7 GeV | -565.7 GeV | 3.1 GeV | 15.4 GeV |
| X_b | -4935. GeV | -4935. GeV | 1284. GeV | 1825. GeV |
| $M_{\tilde{u}_R}$ | 503. GeV | 503. GeV | 24. GeV | 27. GeV |
| $M_{\tilde{b}_R}$ | 497. GeV | 497. GeV | 8. GeV | 15. GeV |
| $M_{\tilde{t}_R}$ | 380.9 GeV | 380.9 GeV | 2.5 GeV | 3.9 GeV |
| $M_{\tilde{u}_L}$ | 523. GeV | 523. GeV | 10. GeV | 15. GeV |
| $M_{\tilde{t}_L}$ | 467.7 GeV | 467.7 GeV | 3.1 GeV | 5.1 GeV |
| M_1 | 103.27 GeV | 103.27 GeV | 0.06 GeV | 0.14 GeV |
| M_2 | 193.45 GeV | 193.45 GeV | 0.10 GeV | 0.15 GeV |
| M_3 | 569. GeV | 569. GeV | 7. GeV | 7. GeV |
| $m_{A_{\text{run}}}$ | 312.0 GeV | 311.9 GeV | 4.6 GeV | 6.9 GeV |
| m_t | 178.00 GeV | 178.00 GeV | 0.050 GeV | 0.108 GeV |

χ^2 for unsmeared observables: 5.3×10^{-5}

Don't read all numbers!

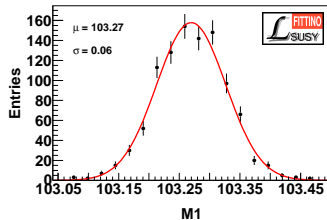
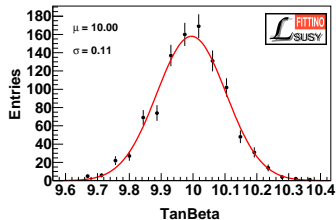
Checking the Results

χ^2 distribution:



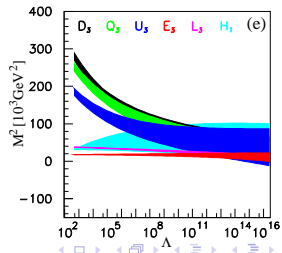
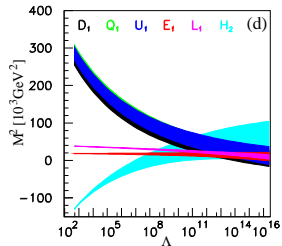
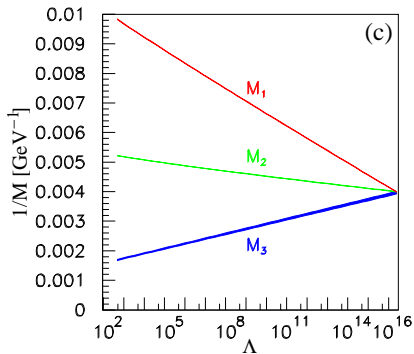
for n.d.f. = 126

Toy Fits:



Evolution to the GUT Scale

- Based on the results of the low-energy parameter fit:



Outline

- 1 Motivation and Introduction
- 2 ILC and LHC
- 3 Likelihood Maps with LE and LHC Observables

Available Measurements

- $\mathcal{B}(b \rightarrow s\gamma) = 3.26799 \times 10^{-4} \pm 4.2 \times 10^{-5}$ HFAG Summer 2006
- $\mathcal{B}(b \rightarrow s\ell\ell) = 1.89357 \times 10^{-6} \pm 1.0 \times 10^{-6}$ HFAG Summer 2006
- $\mathcal{B}(B_s \rightarrow \mu\mu) < 7 \times 10^{-8}$ HFAG Summer 2006
- $\mathcal{B}(B_u \rightarrow \tau\nu) = 1.25338 \times 10^{-4} \pm 4.8 \times 10^{-5}$ HFAG Summer 2006
- $\Delta m_d = 0.281021 \pm 0.004$ ps HFAG Winter 2006
- $\Delta m_s = 24.2673 \pm 0.13$ ps CDP Sep. 2006
- $(g - 2)_\mu = 1.0011659208 \pm 0.0000000006$ PDG 2006
- $\Delta\rho = 8.64968 \times 10^{-3} \pm 0.0007$ PDG 2006
- $\Omega = 0.101501 \pm 0.006$ PDG 2006

Here: Central values from SPS1a'

Additional 'first' LHC Results

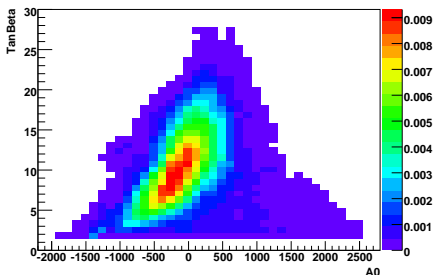
- $m_h = 110.936 \text{ GeV} \pm 0.5 \text{ GeV}$
- $m_{\tilde{e}_L} = 189.442 \text{ GeV} \pm 3 \text{ GeV} \pm 6 \text{ GeV}$
- $m_{\chi_1^+} = 183.795 \text{ GeV} \pm 25 \text{ GeV}$
- $m_{\tilde{g}} = 605.759 \text{ GeV} \pm 4 \text{ GeV} \pm 10 \text{ GeV}$
- $m_{\tilde{u}_R} = 545.83 \text{ GeV} \pm 3.6 \text{ GeV} \pm 10 \text{ GeV}$
- edge type 3 ($m_{\chi_1^0}, m_{\chi_2^0}, m_{\tilde{e}_R}$) = $83.7527 \text{ GeV} \pm 0.05 \text{ GeV} \pm 0.08 \text{ GeV}$
- edge type 3 ($m_{\chi_1^0}, m_{\tilde{u}_L}, m_{\chi_2^0}$) = $450.329 \text{ GeV} \pm 2.4 \text{ GeV} \pm 4.3 \text{ GeV}$
- edge type 3 ($m_{\tilde{e}_R}, m_{\tilde{u}_L}, m_{\chi_2^0}$) = $390.12 \text{ GeV} \pm 1.5 \text{ GeV} \pm 3.0 \text{ GeV}$
- edge type 4 ($m_{\chi_1^0}, m_{\chi_2^0}, m_{\tilde{e}_R}, m_{\tilde{u}_L}$) = $330.597 \text{ GeV} \pm 1.8 \text{ GeV} \pm 3.8 \text{ GeV}$
- edge type 5 ($m_{\chi_1^0}, m_{\chi_2^0}, m_{\tilde{e}_R}, m_{\tilde{u}_L}$) = $218.578 \text{ GeV} \pm 2.8 \text{ GeV} \pm 2.0 \text{ GeV}$
- edge type 5 ($m_{\chi_1^0}, m_{\chi_2^0}, m_{\tilde{e}_R}, m_{\tilde{b}_1}$) = $195.219 \text{ GeV} \pm 6.3 \text{ GeV} \pm 1.8 \text{ GeV}$
- edge type 3 ($m_{\chi_1^0}, m_{\chi_2^0}, m_{\tilde{\tau}_1}$) = $64.5068 \text{ GeV} \pm 9.0 \text{ GeV} \pm 6.0 \text{ GeV}$
- edge type 3 ($m_{\chi_1^0}, m_{\chi_4^0}, m_{\tilde{e}_L}$) = $313.768 \text{ GeV} \pm 4 \text{ GeV}$
- edge type 6 ($m_t, m_{\tilde{t}_1}, m_{\chi_1^+}, m_{\tilde{g}}$) = $408.112 \text{ GeV} \pm 4.8 \text{ GeV}$

Here: Central values from SPS1a', uncertainties for $\int \mathcal{L} \leq 100 \text{ fb}^{-1}$

See hep-ph/0412012 for the definition of the mass edges

Markov Chain Probability Maps

Fit SPS1a' mSUGRA with 5 parameters (4 continuous)

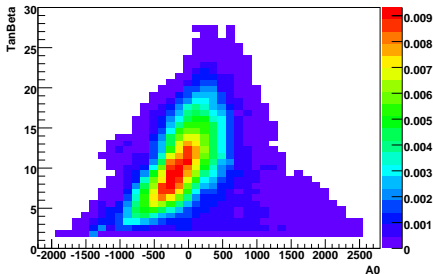


Available LE-Observables with **real**
uncertainties

Central values taken from SPS1a'

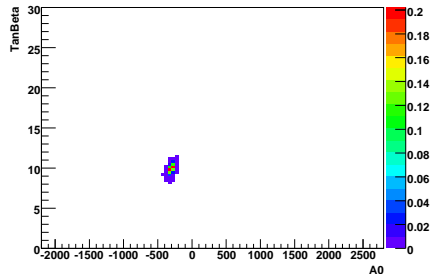
Markov Chain Probability Maps

Fit SPS1a' mSUGRA with 5 parameters (4 continuous)



Available LE-Observables with **real** uncertainties

Central values taken from SPS1a'

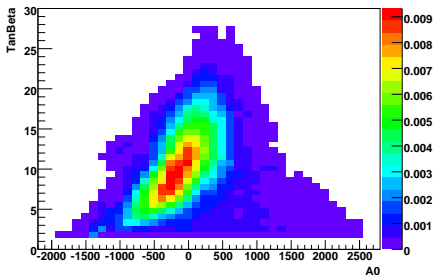


Additionally expected LHC-results from 100 fb^{-1}

Central values taken from SPS1a'

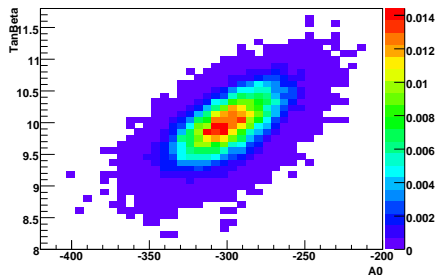
Markov Chain Probability Maps

Fit SPS1a' mSUGRA with 5 parameters (4 continuous)



Available LE-Observables with **real** uncertainties

Central values taken from SPS1a'



Additionally expected LHC-results from 100 fb^{-1}

Central values taken from SPS1a'

Summary and Outlook

- Fittino provides a flexible and powerful framework for parameter determination studies
- Parameter determination is possible (non-trivial!)
- **Precise analysis of LE SUSY parameters requires high ILC precision**
- Theoretical Uncertainties can strongly affect parameter uncertainties
- Fittino can be used to identify regions with need of theoretical or experimental improvements
- **Things to come:**
- Exploration of the SUSY parameter space with real LE measurements
- Explorations of the general MSSM parameter space with several simplifications with LHC and LE observables
- ILC: NMSSM vs. MSSM comparisons, but: **need studies for precision of measurements in the NMSSM**
- Better implementation of theory uncertainties (if provided by theory codes – **important**)
- More precise implementation of the LE observable calculations

More Information

- Fittino:
<http://www-flc.desy.de/fittino/>
hep-ph/0412012 Comp. Phys. Comm. 174, Issue 1, (2006), 47-70
hep-ph/0511006 Eur.Phys.J.C46:533-544,2006
- SFitter:
<http://sfitter.web.cern.ch/SFITTER/>
- SPA:
<http://spa.desy.de/spa/>
- SPheno:
<http://www-theorie.physik.unizh.ch/~porod/SPheno.html>
- More Results from Fittino:
[DESY-THESIS-2004-040](http://desy-thesis-2004-040)

Backup Slides

Theory Input: The SPA Project

- Supersymmetry Parameter Analysis Project
- LHC + ILC: Comprehensive picture of SUSY particles
- Experimental accuracies of the ILC at the per-mille level
- Must be matched by equally precise
 - Theoretical predictions, relevant higher orders + **uncertainties**
 - Interpretation framework (→ Fittino)
- SPA provides:
 - Well defined framework for the calculation of
 - masses, mixings
 - couplings
 - branching ratios, production cross-sections
 - widths
 - Framework for parameter extraction and evolution to high scale

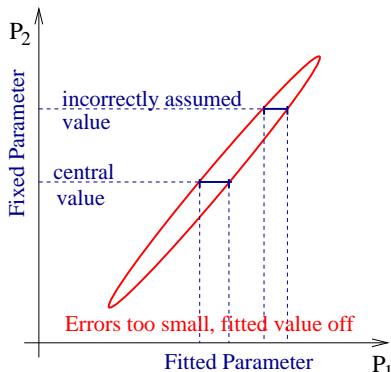
The SPA Project

- The SPA convention specifies the framework, on which information is transferred between codes:
 - The masses of the particles are defined as pole masses
 - All parameters are given in \overline{DR} scheme at $\tilde{M} = 1$ TeV
 - ...
- A program base is created, including
 - Scheme translation tools, spectrum calculators, event generators, ...
 - RGE programs
 - Analysis codes, e.g. **Fittino**, **SFitter**
 - ...
- A reference point for analyses is chosen based on SPS1a: **SPS1a'**

The SPA Project

- SUSY parameter measurement
 - Parameter = Observable
 m_A
 running or pole-parameter!
 - Parameter measurement on tree-level
 $M_{\tilde{t}_L} = f(m_{\tilde{t}_1}, m_{\tilde{t}_2}, \cos\theta_t)$
 Caution: loop corrections are not included!
 - Full precision and correlation
 Observable
 $O_i = f(\text{all parameters } P_j)$

- Mutual influence:



- Loop corrections are **much** larger than experimental uncertainties:
 $\text{maximal } m_{h,\text{tree}} = m_Z \Rightarrow \text{maximal } m_{h,\text{loop}} \approx 135 \text{ GeV},$
 $\Delta m_{h,\text{exp}} = 50 \text{ MeV}$

The Parameters of the 'MSSM24'

- **General** parametrization of **minimal** SUSY and SUSY breaking: $\mathcal{L}_{\text{soft}}$
- **105** free SUSY parameters
- Assume:
 - No complex phases
 - No mixing between generations (and between q and ℓ)
 - No mixing in first and second generation
- **24** additional parameters are left:
 - Higgs sector: $\tan\beta, m_{A_{\text{run}}}$
 - Gaugino sector: μ, M_1, M_2, M_3
 - Squark sector: $A_q, M_{u_L}, M_{u_R}, M_{d_R}$
 - Slepton sector: $A_\ell, M_{\ell_L}, M_{\ell_R}$
- **Understand theory and observables** \Leftrightarrow **Measure parameters**
- Understand SUSY breaking?