

Determination of the Dark Matter profile from the EGRET excess of diffuse galactic gamma rays

Markus Weber, Wim de Boer, Iris Gebauer, Christian
Sander, Valery Zhukov

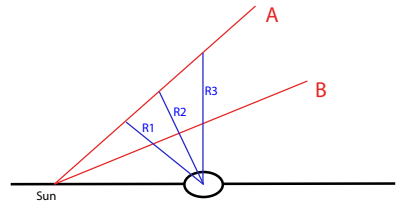
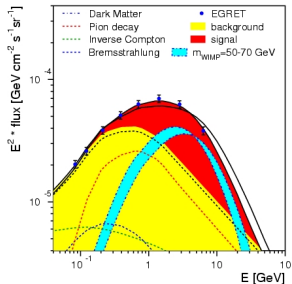
26.07.07 - SUSY 2007



Halo profiles

Parametrisation of halo profiles

- 1 shape of the photon energy spectrum \rightarrow WIMP mass
- 2 intensity distribution \rightarrow halo profile



Determination of halo parameters

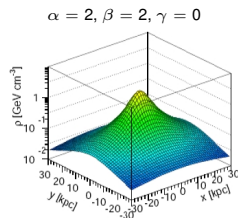
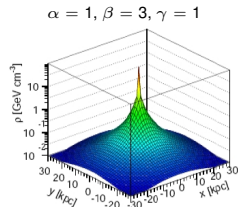
Parametrization of the halo profile

- halo can be parametrized as follows:

$$\rho(r) = \rho_0 \cdot \left(\frac{r}{r_0}\right)^{-\gamma} \left(\frac{1 + \left(\frac{r}{a}\right)^\alpha}{1 + \left(\frac{r_0}{a}\right)^\alpha}\right)^{\frac{\gamma-\beta}{\alpha}}$$

- Behaviour:

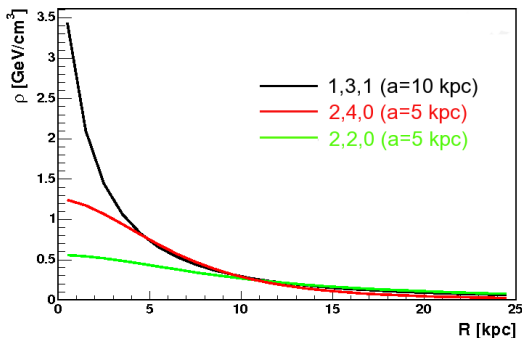
- ρ_0 = local density at r_0
- r_0 = radius (sun) = 8.3 kpc
- a = scale radius
- α describes behaviour for $r \approx a$
- β describes behaviour for $r \gg a$
- γ describes behaviour for $r \ll a$
- 1,3,1 \rightarrow cuspy (universal) NFW profile
- 2,2,0 \rightarrow cored pseudo isothermal profile (PISO)



Halo profiles

Parametrisation of halo profiles

- 1 also intermediate profiles between NFW and PISO profile possible



Determination of halo parameters

Directionality of the excess

- two different components of Dark Matter:

- ① diffuse Dark Matter
- ② clumpy Dark Matter

- signals in region Ψ :

- ① diffuse Dark Matter

$$\Phi_{\text{DM}} \propto \frac{1}{\Delta\Omega} \int d\Omega \int dl_{\psi} \left(\frac{\rho(l_{\psi})}{m_{\chi}} \right)^2$$

- ② clumpy Dark Matter

$$\Phi_{\text{DM}} \propto \frac{1}{\Delta\Omega} \int d\Omega \int dl_{\psi} \left(\frac{\rho(l_{\psi})}{m_{\chi}} \right) \int dV_{\text{cl}} \left(\frac{\rho_{\text{cl}}}{m_{\chi}} \right)$$

- DM clumps are local overdensities of DM \rightarrow increase annihilation rate \rightarrow **boostfactor**

Determination of halo parameters

Expected halo profiles from N-body simulations of galaxy formation

- density profile of DM clumps can be shallower than profile of diffuse DM (*J.Diemand, B.Moore, J.Stadel, astro-ph/0402160*)
 - 1 diffuse Dark Matter
"cuspy" NFW profile
 - 2 clumpy Dark Matter
"cored" PISO profile
- exp.: both profiles seem to exist (from rotation curves)

Determination of halo parameters

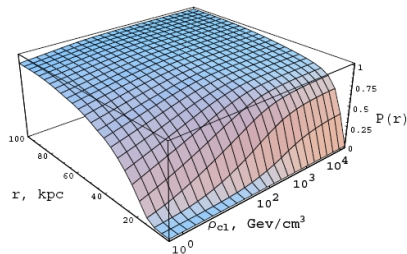
Disruption of DM clumps

- DM clump can be destroyed in the vicinity of stars by tidal forces
- $dF \propto \frac{1}{r^3} dr$
- $\Phi_{\text{DM}}^{\text{clump}} \propto \int dl_{\psi} P(r) \left(\frac{\rho(l_{\psi})}{m_{\chi}} \right)$
- clumps not completely destroyed after encounter
 \Rightarrow core of the clump survives
 \Rightarrow offset in survival probability of DM clumps
 (fit \rightarrow offset ≈ 0.7)

Survival Probability $P(r, \rho_{cl})$

r = galactic radius

ρ_{cl} = clump density



V. Berezhinsky, V. Dokuchaev, Y. Eroshenko,
astro-ph/0511494

Determination of halo parameter

Best fit

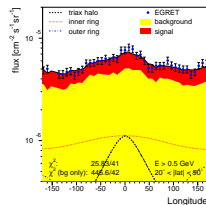
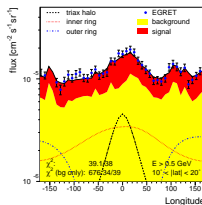
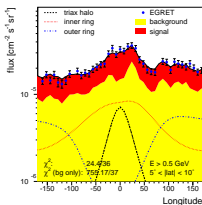
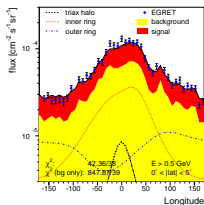
- clumpy profile \rightarrow 2,4,0, diffus profile \rightarrow 1,3,1, $P \approx 0.7$, in 180 sky regions
- two ringlike substructures are needed
- **Inner Ring** at ~ 4 kpc; \sim thickness of the gal. disc
- **Outer Ring** at ~ 13 kpc; thicker than gal. disc

$|\text{lat}| < 5^\circ$

$5^\circ < |\text{lat}| < 10^\circ$

$10^\circ < |\text{lat}| < 20^\circ$

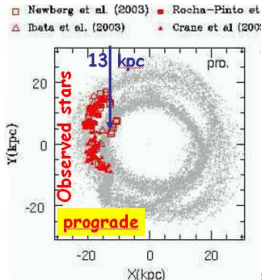
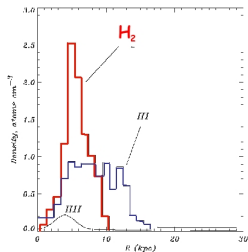
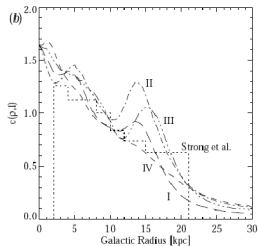
$20^\circ < |\text{lat}|$



Determination of halo parameters

Substructure in halo

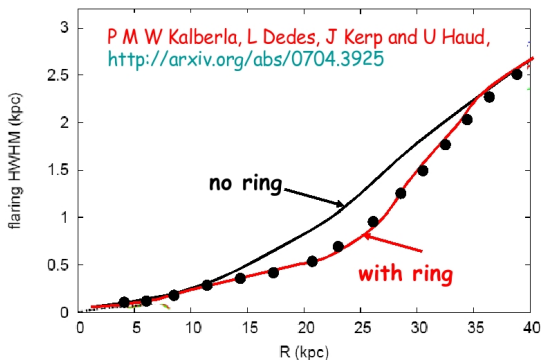
- first indication of substructure by Hunter et.al. (1997)
- inner ring related with ring of H_2 at $r \approx 4$ kpc
- infall of another galaxy (e.g. Canis Major dwarf)
- tidal streams form ringlike structures



Determination of halo parameters

Substructure in halo

- another hint for a substructure: results from gas flaring observations of H_2 in the galactic disc

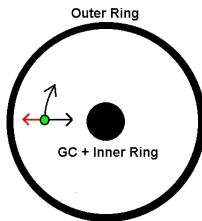
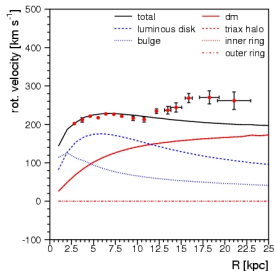


Rotation curve of the Milky Way

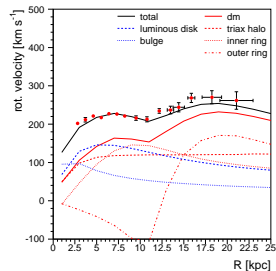
Comparison with measured rotation curve

- data averaged from three measurements with different tracers (H^+ , H und CO)
- DM rings can describe the change of the slope at ~ 10 kpc

without rings:



with rings:



Conclusion

- 1 shape of the photon energy spectrum gives information about the WIMP mass
- 2 intensity and directionality of the photon flux can be used to determine a possible halo profile
- 3 halo needs ringlike substructure
→ Outer ring as expected from N-body simulations (Canis Major tidal disruption)
- 4 Dark Matter outer ring also seen in gas flaring
- 5 halo profile compatible with rotation curve of the Milky Way, especially change of slope from outer ring