

FlexibleSUSY: A spectrum generator generator for SUSY and non-SUSY models

P. Athron, M. Bach, D. Harries, T. Kwasnitza, J.-h. Park,
T. Steudtner, D. Stöckinger, J. Ziebell, A. Voigt

<https://flexiblesusy.hepforge.org/>

Dartmouth-TRIUMF HEP Tools Bootcamp
27.10.2017



RWTHAACHEN
UNIVERSITY

Contents

- ① What is FlexibleSUSY?
- ② Features
- ③ Hands-on example: High-scale MSSM (HSSUSY)
 - Build the spectrum generator
 - Parameter scan
- ④ Hands-on example: $(g - 2)_\mu$ and M_h in the MRSSM
 - Calculating $(g - 2)_\mu$
 - NLL resummation of M_h (FlexibleEFTHiggs)

Contents

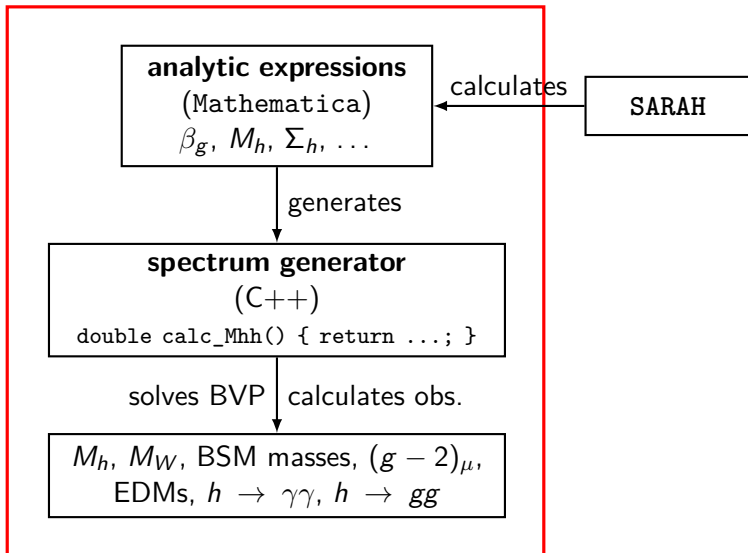
- ① What is FlexibleSUSY?
- ② Features
- ③ Hands-on example: High-scale MSSM (HSSUSY)
 - Build the spectrum generator
 - Parameter scan
- ④ Hands-on example: $(g - 2)_\mu$ and M_h in the MRSSM
 - Calculating $(g - 2)_\mu$
 - NLL resummation of M_h (FlexibleEFTHiggs)

What is FlexibleSUSY?

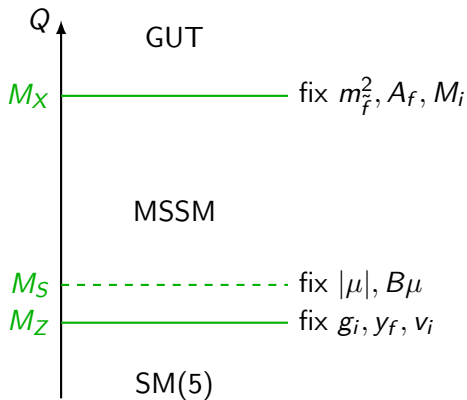


What is FlexibleSUSY?

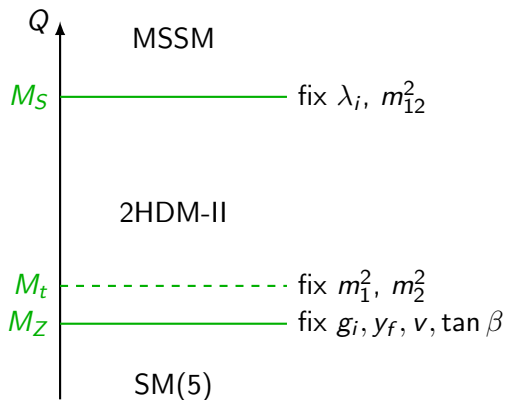
FlexibleSUSY



Example: BVP in the CMSSM



Example: BVP in the MSSM with light Higgs sector



Contents

- ① What is FlexibleSUSY?
- ② Features
- ③ Hands-on example: High-scale MSSM (HSSUSY)
 - Build the spectrum generator
 - Parameter scan
- ④ Hands-on example: $(g - 2)_\mu$ and M_h in the MRSSM
 - Calculating $(g - 2)_\mu$
 - NLL resummation of M_h (FlexibleEFTHiggs)

Features for all models (SUSY and non-SUSY)

Observables

M_h , M_W , BSM masses,
 $(g-2)_\mu$, EDMs,
 $h \rightarrow \gamma\gamma$, $h \rightarrow gg$

Flexibility

multiple BVP solvers,
user-defined BCs,
modular C++ code,
SLHA input/output,
Mathematica input/output,
SQLite output

High precision

2L RGEs + 1L self energies (via SARAH) + 1L thresholds,
NLL resummation for M_h
(FlexibleEFTHiggs)

High speed

multi-threading,
smart linear algebra,
lazy evaluation

Additional model-specific precision corrections

MSSM

3L RGEs, 3L M_h , 2L M_{H,A,H^\pm} ,
2L $(g-2)_\mu$, 2L thresholds

NMSSM

2L M_h , 2L M_{H,A,H^\pm} , 2L
thresholds

Split-MSSM

3L M_h , 2L thresholds for y_t , 2L
thresholds for λ , \tilde{g}_{ip} the MSSM

SM

3L RGEs, 3L M_h , 3L thresholds
for α_s , $y_{t,b}$, 2L thresholds for λ
to the MSSM (HSSUSY)

THDM-II

2L thresholds for λ_i to the
MSSM

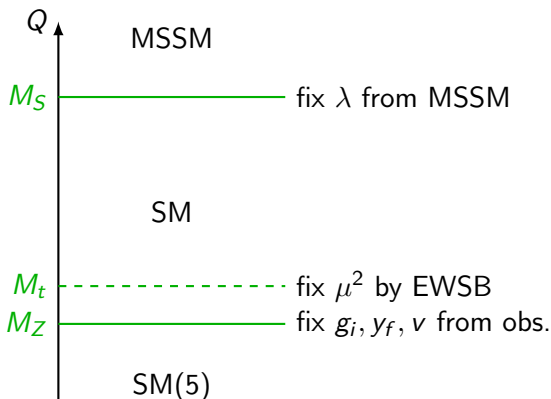
THDM-II + \tilde{h} + \tilde{g}

1L thresholds for λ_i to the
MSSM

Contents

- ① What is FlexibleSUSY?
- ② Features
- ③ Hands-on example: High-scale MSSM (HSSUSY)
 - Build the spectrum generator
 - Parameter scan
- ④ Hands-on example: $(g - 2)_\mu$ and M_h in the MRSSM
 - Calculating $(g - 2)_\mu$
 - NLL resummation of M_h (FlexibleEFTHiggs)

Hands-on example: High-scale MSSM (HSSUSY)



FlexibleSUSY's HSSUSY model provides the most precise Higgs mass calculation available in the MSSM for $M_S \gg M_t$.

Step 0: Chose a SARAH model

We chose SARAH's SM model with the parameters:

$$g_1, g_2, g_3, Y_u, Y_d, Y_e, \lambda, \mu_2, v$$

and the non-interaction Lagrangian

```
1 LagNoHC = mu2 conj[H].H -  
2           1/2 \lambda conj[H].H.conj[H].H;  
3 LagHC    = -(Yd conj[H].d.q + Ye conj[H].e.l  
4           + Yu u.q.H);
```

See Florian's talk from Monday, 23th October 2017 9am

Step 1: Create FlexibleSUSY model file

```
1 $ cd FlexibleSUSY/  
2 $ mkdir model_files/HSSUSY/  
3 $ touch model_files/HSSUSY/FlexibleSUSY.m.in
```

Step 2: Define model information

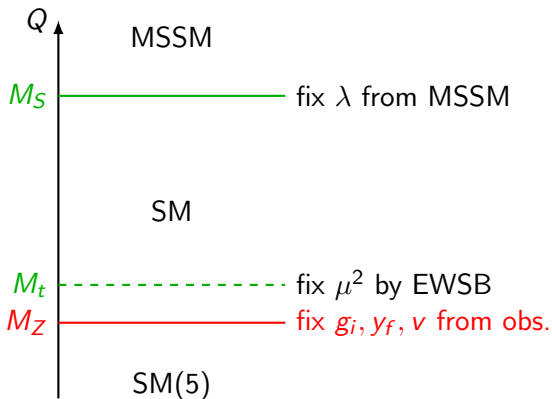
Put into the model file `model_files/HSSUSY/FlexibleSUSY.m.in`:

```
1 FSModelName = "HSSUSY";  
2 FSEigenstates = SARAH 'EWSB';  
3 FSDefaultSARAHModel = SM;
```

Step 3: Define MSSM input parameters

```
1  EXTPAR = {
2      {0, MS},
3      {1, M1Input},
4      {2, M2Input},
5      {3, M3Input},
6      {4, MuInput},
7      {5, mAInput},
8      {6, MEWSB},
9      {7, AtInput},
10     {25, TanBeta}
11 };
12
13 FSAuxiliaryParameterInfo = {
14     {msq2, { LesHouches -> MSQ2IN,
15             ParameterDimensions -> {3,3},
16             InputParameter -> True } },
17     ...
18 };
```


Step 4: Define low-scale boundary condition



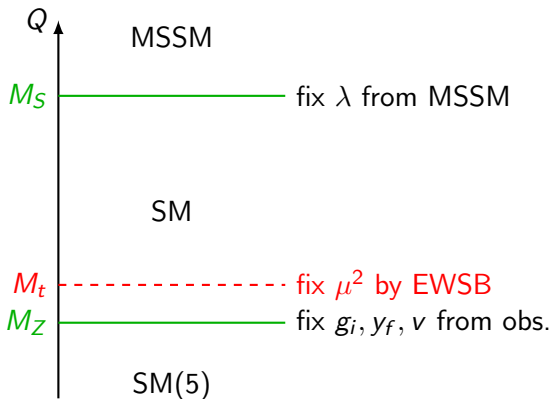
Step 4: Define low-scale boundary condition

Fix SM parameters $v^{\overline{MS}}$, $y_f^{\overline{MS}}$ and $g_i^{\overline{MS}}$ at the scale $Q = M_Z$:

```
1 LowScale = LowEnergyConstant[MZ];
2
3 LowScaleInput = {
4   {v, 2 MZMSbar / Sqrt[3/5 g1^2 + g2^2]},
5   {Yu, Automatic},
6   {Yd, Automatic},
7   {Ye, Automatic}
8   (* gauge couplings are fixed automatically *)
9 };
```

$$MZMSbar = m_Z^{\overline{MS}}(Q)$$

Step 5: Define EWSB-scale boundary condition

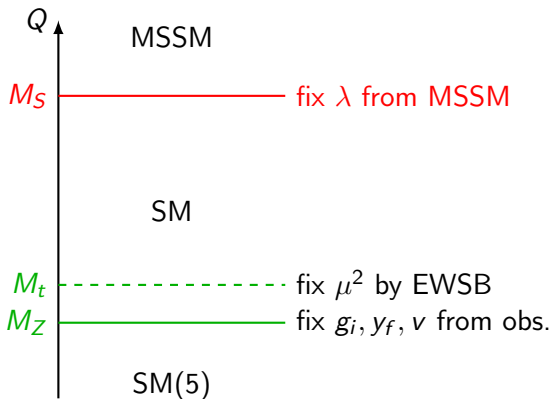


Step 5: Define EWSB-scale boundary condition

Fix μ^2 by EWSB condition at the scale $Q = \text{MEWSB}$:

```
1 EWSBOutputParameters = { mu2 };
2
3 SUSYScale = MEWSB;
4
5 SUSYScaleInput = {
6     FSSolveEWSBFor[EWSBOutputParameters]
7 };
```

Step 6: Define high-scale boundary condition



Step 6: Define high-scale boundary condition

Fix λ by matching to the MSSM at scale $Q = M_S$ at tree-level + leading 1-loop [0705.1496]:

$$\lambda(Q) = \frac{1}{4} \left[\frac{3}{5} g_1^2 + g_2^2 \right] \cos^2 2\beta + \frac{3 y_t^4}{8 \pi^2} \left[\frac{X_t^2}{M_S^2} - \frac{X_t^4}{12 M_S^4} \right]$$

with $X_t = A_t - \mu / \tan \beta$.

```
1 HighScale = MS;
2
3 HighScaleInput = {
4   {\[Lambda], lambdaTree + lambda1L}
5 };
6
7 lambdaTree = (3/5 g1^2 + g2^2)/4 Cos[2 ArcTan[TanBeta]]^2;
8
9 lambda1L = With[{yt = Yu[3,3],
10                Xt = AtInput - MuInput/TanBeta},
11   3/8 yt^4/Pi^2 ( Xt^2/MS^2 - Xt^4/(12 MS^4) )
12 ];
```

Step 7: Enable SM-specific higher order corrections

Higher-order corrections from the literature

[hep-ph/9911434, hep-ph/9912391, hep-ph/0004189, 1407.4336]:

$$m_t = M_t + \Delta^{(1)} m_t + \Delta^{(2)} m_t + \Delta^{(3)} m_t$$

$$\alpha_s = \frac{\alpha_s^{\text{SM}(5)}}{1 + \Delta^{(1)} \alpha_s + \Delta^{(2)} \alpha_s + \Delta^{(3)} \alpha_s}$$

$$M_h^2 = m_h^2 + \Delta^{(1)} m_h^2 + \Delta^{(2)} m_h^2 + \Delta^{(3)} m_h^2$$

```
1 UseSM3LoopRGES      = True; (* 3L RGEs *)
2 UseYukawa3LoopQCD   = True; (* 3L corr. to yt *)
3 UseSMAlphaS3Loop    = True; (* 3L corr. to alpha_s *)
4 UseHiggs2LoopSM     = True; (* 2L contributions to Mh *)
5 UseHiggs3LoopSM     = True; (* 3L contributions to Mh *)
```

Step 8: Build the spectrum generator

```
1 $ ./createmodel --name=HSSUSY
2 $ ./configure --with-models=HSSUSY
3 $ make -j4
```

- 1: creates the directory `models/HSSUSY/` with makefile module
- 2: searches for required libraries and creates the `Makefile`
- 3: calls SARAH, generates the C++ code and compiles it

Finally: Run HSSUSY

Run HSSUSY using the provided SLHA input file

models/HSSUSY/LesHouches.in.HSSUSY:

```
1 $ cd models/HSSUSY/
2 $ ./run_HSSUSY.x --slha-input-file=LesHouches.in.HSSUSY
3 Block SPINFO
4     1    FlexibleSUSY
5     2    2.0.1
6     5    HSSUSY
7     9    4.12.0
8 Block EXTPAR
9     0    2000                # MS
10    4    2000                # Mu(MS)
11    6    173.34             # MEWSB
12    7    2000                # At(MS)
13   25    10                 # TanBeta(MS)
14 Block MASS
15     24    8.03785042E+01    # VWp
16     25    1.18510822E+02    # hh
17 ...
```

Contents

- ① What is FlexibleSUSY?
- ② Features
- ③ Hands-on example: High-scale MSSM (HSSUSY)
 - Build the spectrum generator
 - Parameter scan
- ④ Hands-on example: $(g - 2)_\mu$ and M_h in the MRSSM
 - Calculating $(g - 2)_\mu$
 - NLL resummation of M_h (FlexibleEFTHiggs)

Parameter scan

We'll use the Mathematica interface of FlexibleSUSY to perform a scan over M_S . (Scanning at the C++ level or via GAMBIT is also possible.)

Open Mathematica and type:

```
1 Get["models/HSSUSY/HSSUSY_librarylink.m"];
```

Now we can use these functions (and more):

```
FSHSSUSYOpenHandle [<parameters>]
```

```
FSHSSUSYCalculateSpectrum [<handle>]
```

```
FSHSSUSYCalculateObservables [<handle>]
```

```
FSHSSUSYCloseHandle [<handle>]
```

```
...
```

Parameter scan

```
1 handle = FSHSSUSYOpenHandle [  
2     fsSettings -> {  
3         calculateStandardModelMasses -> 1  
4     },  
5     fsModelParameters -> {  
6         MS         -> 5000,  
7         MEWSB      -> 173.34,  
8         TanBeta    -> 5,  
9         MuInput    -> 5000,  
10        AtInput    -> 1000  
11    }  
12 ];  
13  
14 spec = FSHSSUSYCalculateSpectrum[handle];  
15  
16 FSHSSUSYCloseHandle[handle];
```

See [1710.03760] for detailed documentation.

Parameter scan

```
1 In[]:= Print[spec];
2
3 Out[]=
4 {HSSUSY -> {
5     M[hh] -> 116.74076603621857,
6     M[VWp] -> 80.16049791392693,
7     Pole[M[hh]] -> 117.38153372733366,
8     Pole[M[VWp]] -> 80.37359140369604,
9     ...
10    \[Lambda] -> 0.22248507579380888,
11    Yu -> {{7.493388340878909*^-6, 0., 0.},
12           {0., 0.003411223511630361, 0.},
13           {0., 0., 0.9384438041061343}},
14    ...
15    SCALE -> 173.34
16 }
17 }
```

Parameter scan

Wrap everything into a function ($TB = \tan \beta$, $X_{tt} = X_t/M_S$):

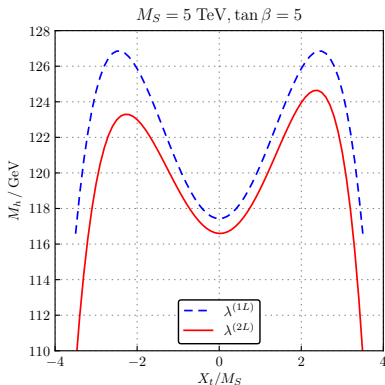
```
1 CalcMh[MSUSY_, TB_, Xtt_] :=
2   Module[{handle, spec},
3     handle = FSHSSUSYOpenHandle[
4       fsSettings -> { ... },
5       fsSMPParameters -> { ... },
6       fsModelParameters -> {
7         MS -> MSUSY, MEWSB -> 173.34,
8         TanBeta -> TB, MuInput -> MSUSY,
9         AtInput -> (Xtt + 1/TB) MSUSY,
10        msq2 -> MSUSY^2 IdentityMatrix[3],
11        msu2 -> MSUSY^2 IdentityMatrix[3],
12        msd2 -> MSUSY^2 IdentityMatrix[3],
13        msl2 -> MSUSY^2 IdentityMatrix[3],
14        mse2 -> MSUSY^2 IdentityMatrix[3]
15      }
16     ];
17   spec = FSHSSUSYCalculateSpectrum[handle];
18   FSHSSUSYCloseHandle[handle];
19   Pole[M[hh]] /. (HSSUSY /. spec)
20 ];
```

Parameter scan over X_t/M_S

Scan over $X_t/M_S \in [-3.5, 3.5]$ with $M_S = 5$ TeV, $\tan \beta = 5$:

```
1 MS = 5000;
2 TB = 5;
3
4 LaunchKernels [];
5
6 data = ParallelMap[
7     { N[#], CalcMh[MS, TB, #] } &,
8     Range[-3.5, 3.5, 0.1]
9     ];
```

Parameter scan over X_t/M_S



FlexibleSUSY's HSSUSY model implements all known 1- and 2-loop corrections from [1407.4081, 1703.08166]. This is the most precise Higgs mass calculation in the MSSM for $M_S \gg M_t$.

Estimate the EFT uncertainty

The pure EFT calculation neglects terms of $O(v^2/M_S^2)$.
Estimate these terms by adding

$$\lambda(Q) = \lambda^{(0L)} + \Delta\lambda^{(1L)} + \delta_{\text{EFT}} \frac{y_t^4}{(4\pi)^2} \frac{v^2}{M_S^2}$$

with $\delta_{\text{EFT}} = 0$ or 1 .

```
1  EXTPAR = {
2      ...
3      {100, DeltaEFT} (* <-- new input parameter *)
4  };
5
6  HighScaleInput = {
7      {\[Lambda], lambdaTree + lambda1L + lambda1LEFT}
8  };
9
10 lambdaTree = ...;
11 lambda1L = ...;
12 lambda1LEFT = DeltaEFT Yu[3,3]^4/(4 Pi)^2 v^2/MS^2;
```

Estimate the EFT uncertainty

Extend our wrapper function:

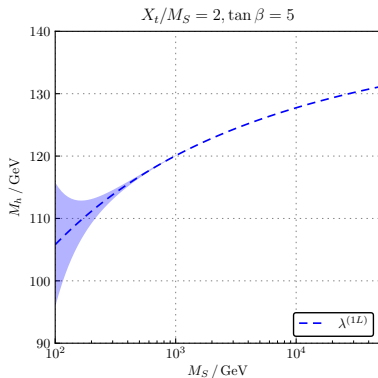
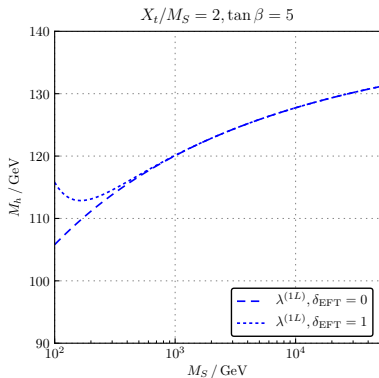
```
1 CalcMh[MSUSY_, TB_, Xtt_, deltaEFT_] :=
2   Module[{handle, spec},
3     handle = FSHSSUSYOpenHandle[
4       fsSettings -> { ... },
5       fsSMPParameters -> { ... },
6       fsModelParameters -> {
7         ...
8         DeltaEFT -> deltaEFT (* <-- set DeltaEFT *)
9       }
10    ];
11    spec = FSHSSUSYCalculateSpectrum[handle];
12    FSHSSUSYCloseHandle[handle];
13    Pole[M[hh]] /. (HSSUSY /. spec)
14  ];
```

Estimate the EFT uncertainty

Scan over $M_S \in [100, 5000]$ GeV with $X_t/M_S = 2$, $\tan \beta = 5$:

```
1 Xtt = 2;
2 TB  = 5;
3
4 LaunchKernels [];
5
6 data = ParallelMap[
7     {
8         N[#],
9         CalcMh[#, TB, Xtt, 0],
10        CalcMh[#, TB, Xtt, 1]
11    } &,
12    LogRange[100, 5 10^4, 100]
13];
```

Estimate the EFT uncertainty



Contents

- ① What is FlexibleSUSY?
- ② Features
- ③ Hands-on example: High-scale MSSM (HSSUSY)
 - Build the spectrum generator
 - Parameter scan
- ④ Hands-on example: $(g - 2)_\mu$ and M_h in the MRSSM
 - Calculating $(g - 2)_\mu$
 - NLL resummation of M_h (FlexibleEFTHiggs)

MRSSM

MRSSM = a minimal supersymmetric model with unbroken continuous R -symmetry.

Fields in the MRSSM on top of the MSSM:

$$\hat{R}_d : (\mathbf{1}, \mathbf{2}, -\frac{1}{2}), \hat{R}_u : (\mathbf{1}, \mathbf{2}, \frac{1}{2}), \hat{S} : (\mathbf{1}, \mathbf{1}, 0), \hat{T} : (\mathbf{1}, \mathbf{3}, 0), \hat{O} : (\mathbf{8}, \mathbf{1}, 0)$$

Superpotential:

$$\begin{aligned} \mathcal{W}_{\text{MRSSM}} = & \mathcal{W}_{\text{MSSM}}(\mu = 0) + \mu_d \hat{R}_d \cdot \hat{H}_d + \mu_u \hat{R}_u \cdot \hat{H}_u \\ & + \lambda_d \hat{S} \hat{R}_d \cdot \hat{H}_d + \lambda_u \hat{S} \hat{R}_u \cdot \hat{H}_u + \Lambda_d \hat{R}_d \cdot \hat{T} \hat{H}_d + \Lambda_u \hat{R}_u \cdot \hat{T} \hat{H}_u. \end{aligned}$$

Use SARAH's MRSSM model.

Enable $(g - 2)_\mu$ in the MRSSM model file

Add a new output block "FlexibleSUSYLowEnergy" and write $(g - 2)_\mu$ to entry 21:

```
1 ExtraSLHAOutputBlocks = {
2   {
3     (* block name *)
4     FlexibleSUSYLowEnergy, NoScale,
5     {
6       (* entry, FlexibleSUSY's symbol for (g-2) *)
7       {21, FlexibleSUSYObservable 'aMuon'}
8     }
9   }
10  };
```

Available observables in FlexibleSUSY:

aMuonGM2Calc, aMuonGM2CalcUncertainty, EDM[<particle>],
CpHiggsPhotonPhoton, CpHiggsGluonGluon,
CpPseudoScalarPhotonPhoton, CpPseudoScalarGluonGluon

Enable $(g - 2)_\mu$ in the MRSSM model file

Build the MRSSM:

```
1 $ ./createmodel --name=MRSSM
2 $ ./configure --with-models=MRSSM
3 $ make -j4
```

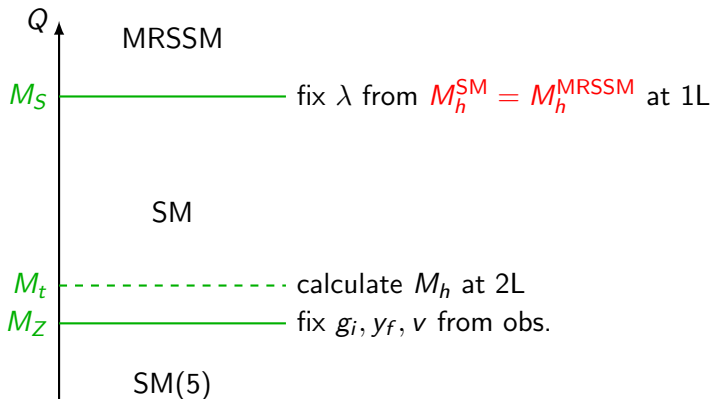
Set FlexibleSUSY[15] = 1 in the SLHA input file and run on the command line:

```
1 $ cd models/MRSSM/
2 $ ./run_MRSSM.x --slha-input-file=LesHouches.in.MRSSM
3 ...
4 Block FlexibleSUSYLowEnergy
5     21     -3.86010766E-12 # Delta(g-2)_muon/2 FlexibleSUSY
```


Contents

- ① What is FlexibleSUSY?
- ② Features
- ③ Hands-on example: High-scale MSSM (HSSUSY)
 - Build the spectrum generator
 - Parameter scan
- ④ Hands-on example: $(g - 2)_\mu$ and M_h in the MRSSM
 - Calculating $(g - 2)_\mu$
 - NLL resummation of M_h (FlexibleEFTHiggs)

NLL resummation of M_h (FlexibleEFTHiggs)



See [1609.00371] for more details.

Enable NLL resummation of M_h (FlexibleEFTHiggs)

Set in the model file:

```
1 FlexibleEFTHiggs = True;
```

Input model parameters at the SUSY scale:

```
1 SUSYScaleInput = {
2     {mq2, LHInput[mq2]},
3     {mu2, LHInput[mu2]},
4     ...
5     (* fix ratio of vu/vd = TanBeta *)
6     {vu, Sqrt[vu^2 + vd^2] Sin[ArcTan[TanBeta]]},
7     {vd, Sqrt[vu^2 + vd^2] Cos[ArcTan[TanBeta]]}
8 };
9
10 (* fix Sqrt[vu^2 + vd^2] in the MRSSM *)
11 (* VEV is the SM-like VEV in the MRSSM *)
12 MatchingScaleInput = {
13     {vu, VEV Sin[ArcTan[vu/vd]]},
14     {vd, VEV Cos[ArcTan[vu/vd]]}
15 };
```

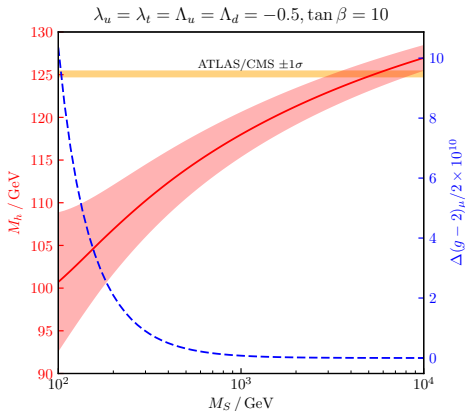
Enable NLL resummation of M_h (FlexibleEFTHiggs)

Build the MRSSMEFTHiggs:

```
1 $ ./createmodel --name=MRSSMEFTHiggs
2 $ ./configure --with-models=MRSSMEFTHiggs
3 $ make -j4
```

Run on the command line:

```
1 $ cd models/MRSSMEFTHiggs/
2 $ ./run_MRSSMEFTHiggs.x \
3     --slha-input-file=LesHouches.in.MRSSMEFTHiggs
4 ...
5 Block MASS
6     25          1.25072439E+02    # hh
7     1000021     5.13209677E+03    # Glu
8     3000022     5.15724370E+03    # sigma0
9     3000021     1.22138476E+04    # phi0
10    ...
11 Block FlexibleSUSYLowEnergy Q= 1.00000000E+03
12     21          2.61171353E-13    # Delta(g-2)_muon/2 FlexibleSUSY
```



$$9m_{\tilde{q}}^2 = 9m_{\tilde{u}}^2 = m_{\tilde{d}}^2 = m_{\tilde{l}}^2 = m_{\tilde{e}}^2 = M_S^2, \mu_u = \mu_d = M_S$$

ΔM_h via variation of Q_{pole} , Q_{match} and $y_t^{(2L)}(M_Z)$ vs. $y_t^{(3L)}(M_Z)$

Summary

FlexibleSUSY creates precise spectrum generators for SUSY and non-SUSY models.

Observables: M_h , M_W , BSM masses, $(g-2)_\mu$, EDMs, $h \rightarrow \gamma\gamma$, $h \rightarrow gg$

High precision: 2-loop RGEs, 1-loop self energies, 1-loop thresholds, NLL resummation for M_h (FlexibleEFTHiggs), model-specific 2-loop and 3-loop corrections from the literature

Flexibility: multiple BVP solvers, user-defined BCs, modular C++ code, SLHA input/output, Mathematica input/output, SQLite output

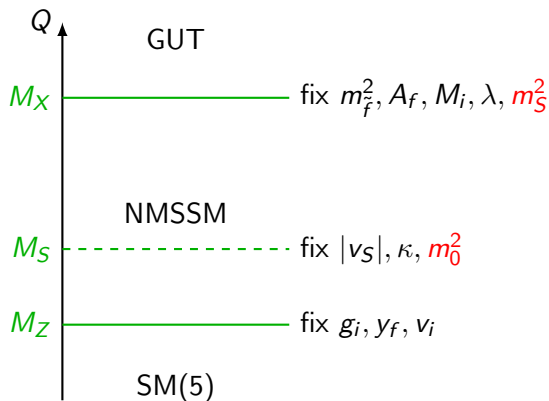
High speed: multi-threading, smart linear algebra, lazy evaluation

Planned extensions: decays, EWPOs, EFT towers



Backup

Example: CNMSSM



```
FSBVPSolvers = { SemiAnalyticSolver };
```