



Scoring in FLUKA

OMA Monte Carlo school

Built-In and User Scoring

- Several **pre-defined estimators** can be activated in FLUKA.
- One usually refers to these estimators as **"scoring"** capabilities
- Users have also the possibility to build their own scoring through user routines, HOWEVER:
 - **Built-in scoring** covers most of the **common needs**
 - **Built-in scoring** has been **extensively tested**
 - **Built-in scoring** takes BIASING **weights automatically into account**
 - **Built-in scoring** has **refined algorithms** for track subdivision
 - **Built-in scoring** comes with **utility programs** that allow to evaluate statistical errors
- Scoring can be geometry dependent AND/OR geometry independent
FLUKA can score **particle fluences, current, track length, energy spectra, Z spectra, energy deposition...**
- Either integrated over the **"run"**, with proper normalization, OR **event-by event**
- Standard scoring can be weighted by means of **simple user routines** (**fluscw, comscw**)

Related Scoring Commands

- **USRTRACK**, **USRCOLL** score average $d\Phi/dE$ (differential fluence) of a given type or family of particles in a given region;
- **USRBDX** scores average $d^2\Phi/dEd\Omega$ (double-differential fluence or current) of a given type or family of particles on a given surface;
- **USRBIN** scores the spatial distribution of energy deposited, or total fluence (or star density, or momentum transfer) in a regular mesh (cylindrical, Cartesian or per region) described by the user;
- **USRYIELD** scores a double differential yield of particles escaping from a surface. The distribution can be with respect to energy and angle, but also other more "exotic" quantities;
- **SCORE** scores energy deposited (or star density) in all regions;
- The output of SCORE will be printed in the main (standard) output, written on logical output unit LUNOUT (pre-defined as **11** by default)
- All other detectors write their results into logical output units assigned by the user (the unit numbers must be **>20**)

More "Special" Scoring

- **RESNUCLEI** scores residual nuclei in a given region (more details are given in the respective lecture on activation);
- **DETECT** scores energy deposition in coincidence or anti-coincidence with a trigger, separately for each "event" (primary history);
- **EVENTBIN** is like **USRBIN**, but prints the binning output after each event instead of an average over histories;
- **ROTPRIBIN** sets the storage precision (single or double) and assigns rotations/translations for a given user-defined binning (**USRBIN** or **EVENTBIN**). Useful in case of LATTICES;
- **TCQUENCH** sets scoring time cut-offs and/or Birks quenching parameters for binnings (**USRBIN** or **EVENTBIN**) indicated by the user;
- **USERDUMP** defines the events to be written onto a "collision tape" file;
- **AUXSCORE** defines filters and conversion coefficients.

The FLUKA Output Files

The respective Fluka output consists of:

- A **main (standard) output**, written on logical output unit **LUNOUT** (predefined as 11 by default) [.out]
 - for details refer to the **lecture explaining the FLUKA output**
- A file with the last random number seeds, unit **LUNRAN** (2 by default) [ran*]
- A file of error messages, unit **LUNERR** (15 by default) [.err]
- Any number (including zero) of **estimator output files**. Their logical unit number is defined by the user [*fort_xx*]
- The available range of logical output numbers is: 21-99
- Generally, the user can choose between **formatted (ASCII)** and **unformatted (binary)** scoring (negative or positive sign in the logical unit number). Unformatted scoring is mandatory for the use of provided post-processing utilities.
- Possible **additional output generated by the user** in any user routine;

USRBIN

* Energy deposition [GeV/cm³]


*	+	1	+	2	+	3	+	4	+	5	+	6	+	7	+
USRBIN			11.0	ENERGY			-40.0		10.0				15.0	TargEne	
USRBIN		0.0					-5.0		100.0				200.0	&	

 USRBIN	Unit: 40 BIN ▼	Name: TargEne
Type: R-Φ-Z ▼	Rmin: 0	NR: 100
Part: ENERGY ▼	X:	NΦ:
	Zmin: -5.0	NZ: 200
	Y:	
	Zmax: 15.0	

- This is an R-Z-Φ binning (what(1)=11), scoring energy density (generalized particle ENERGY, or 208), writing the unformatted output on unit 40, spanning 0<R<10 in 100 bins, 0<Φ<2π in 1 bin (default), -5<z<15 in 200 bins.

* Neutron fluence [cm⁻²]

*	+	1	+	2	+	3	+	4	+	5	+	6	+	7	+
USRBIN			11.0	NEUTRON			-40.0		10.0				15.0	TargNeu	
USRBIN		0.0					-5.0		100.0				200.0	&	

 USRBIN	Unit: 40 BIN ▼	Name: TargNeu
Type: R-Φ-Z ▼	Rmin: 0	NR: 100
Part: NEUTRON ▼	X:	NΦ:
	Zmin: -5.0	NZ: 200
	Y:	
	Zmax: 15.0	

- This is a R-Z-Φ binning (what(1)=11), scoring neutron fluence, writing the unformatted output on unit 40, spanning 0<R<10 in 100 bins, 0<Φ<2π in 1 bin (default), -5<z<15 in 200 bins.

USRBIN per region scoring

- what(1) equal 2 or 12 to score quantities by regions (1 bin corresponds to n regions)
- Dependent of the order of the region definition in the input file
- Necessary to have a continuation card: scoring the desired quantity in each region of the defined interval (from region what(1) of the continuation card to region what(4) in steps of what(4) of the continuation card)
- **Warning:** quantities will be normalized to the volume/mass only if the volume is properly defined in the input (Gev/cm³ will be GeV deposited in the region if the volume is not defined as it will be set to 1 cm³ by default)

USRBIN Unit: 30 BIN Name: ENER-REG
 Type: Region Rlfrom: DUCONC Rlto: DUCATC Step1: 1
 Part: ENERGY

* Energy deposition per region

*	+	1	+	2	+	3	+	4	+	5	+	6	+	7	+
USRBIN				12.0		ENERGY		-30.0		DUCTATC					ENER-REG
USRBIN			DUCONC							1.0				&	

CONVERTING USRBIN RESULTS TO ASCII : 4 VALUES AND ERRORS (%)

```

1 Region binning n. 1 "ENER-REG ", generalized particle n.
208
    4 bins corresponding to the region sets:
or from region 25 to region 28 in step of 1 regions,
or from region 0 to region 0 in step of 1 regions,
or from region 0 to region 0 in step of 1 regions
Data follow in an array A(ir), format (1(5x,1p,10(1x,e11.4)))

accurate deposition along the tracks requested
8.0206E-04 7.3255E-02 1.4512E-01 1.2406E-05

Percentage errors follow in an array A(ir), format
(1(5x,1p,10(1x,e11.4)))

2.0225E-01 2.9631E-02 1.5084E-02 4.6887E-02
  
```

beam dump regions

- REGION DUCONC Neigh: 5 Volume:
- expr: +xyp487 +yzp60 +xzp100 -xyp479 -yzpm126 -xzpm60
-(+xyp485 +yzp40 +xzp80 -xyp479 -yzpm20 -xzpm40)
- REGION DUROI Neigh: 5 Volume:
- expr: +xyp485 +yzp40 +xzp80 -xyp479 -yzpm20 -xzpm40
-(+xy4830 +xzpm10 -xyp479 -yzpm10 +yzp10 -xzpm30)
-(+yzp10 +plane3 +plane4 -xyp479 -yzpm10 -plane1 -plane5)
- REGION DUGRAP Neigh: 5 Volume:
- expr: +xy4830 +xzpm10 -xy4795 -yzpm10 +yzp10 -xzpm30
- REGION DUCATC Neigh: 5 Volume:
- expr: +xy4795 +xzpm10 -xyp479 -yzpm10 +yzp10 -xzpm30
- REGION DUGRAP2 Neigh: 5 Volume:
- expr: +vzd10 +plane3 +plane4 -xvp479 -vzom10 -plane2 -plane5

USRBIN – more quantities

USRBIN can score Particle fluence as well as “Generalized particles”, either fluence-like or energy-like, for instance with **what(2)** =

- **DOSE:** Energy/unit mass (GeV/g)
- **DPA-SCO:** Displacements per atom (see the lecture on Ionization and transport)
- **X-MOMENT:** x-component of momentum transfer (GeV/c)
- **ACTIVITY:** activity per unit volume (Bq/cm³)
(see lecture on radioactivity)
- ... and more (see in the manual)

Generalized particles for scoring

ALL-CHAR	202	All charged particles
ALL-NEUT	203	All neutral particles
ALL-NEGA	204	All negative particles
ALL-POSI	205	All positive particles
NUCLEONS	206	Protons and neutrons
NUC&PI+-	207	Protons, neutrons and charged pions
ENERGY	208	For dose scoring: Deposited energy For energy fluence scoring: Kinetic energy
PIONS+-	209	Charged pions
BEAMPART	210	Primary (source or beam) particles
EM-ENRGY	211	Electromagnetic energy (of electrons, positrons or photons)

... and many more (see in the manual)

USRBDX

* in this case post-processed results are single differential (already integrated over the solid angle)

USRBDX scores double differential (energy and angle) particle distributions across a boundary surface. The **angle** is with respect to the normal of the surface. The distribution can be fluence or current, one-way or two-ways, according to **WHAT(1)**

- Score charged hadrons at the outer surface of the lead segment (from TARGS3 to INAIR). **WHAT(1)=99** means: fluence, one-way only, log. intervals in energy. From 1 MeV to 10 GeV in 40 intervals, and *one angular interval (default)**. **WHAT(6)** is a normalization factor: setting it equal to the surface area provides results normalized to cm^{-2} (fluence unit) $\text{GeV}^{-1} \text{sr}^{-1}$. Output to unformatted unit 50

*	+	1	+	2	+	3	+	4	+	5	+	6	+	7	+
* out from lead															
USRBDX			99.0	HAD-CHAR			-50.	TARGS3		INAIR		329.87	Sp3ChH		
USRBDX			10.0	0.001			40.								&

USRBDX	Unit: 50 BIN ▼	Name: Sp3ChH
Type: Φ 1,LogE,Lin Ω ▼	to Reg: INAIR ▼	Area: 329.87
Part: HAD-CHAR ▼	Emin: 0.001	Ebins: 40
Reg: TARGS3 ▼	Emax: 10.	Ω bins:
Ω min:	Ω max:	

- Score at the surface between 2nd and 3rd target section, same as before but in 3 angular bins.

*	+	1	+	2	+	3	+	4	+	5	+	6	+	7	+
USRBDX			99.0	HAD-CHAR			-54.	TARGS2		TARGS3		78.5398	Sp2ChHA		
USRBDX			10.0	0.001			40.								3.0&

USRBDX	Unit: 54 BIN ▼	Name: Sp2ChHA
Type: Φ 1,LogE,Lin Ω ▼	to Reg: TARGS3 ▼	Area: 78.5398
Part: HAD-CHAR ▼	Emin: 0.001	Ebins: 40
Reg: TARGS2 ▼	Emax: 10.	Ω bins: 3
Ω min:	Ω max:	

USRTRACK

- Calculates differential fluence as a function of energy by scoring track-length in a given region. Results are normalized to $GeV^{-1} cm^{-2}$ per primary if the region volume is provided (otherwise should be intended as $GeV^{-1} cm$ per primary, i.e. differential track-length)

```

*   +   1   +   2   +   3   +   4   +   5   +   6   +   7   +
*           log   partype  out.unit   region   volume   #bins
*           Emax   Emin
USRTRACK   -1.0   NEUTRON   -55.     TARGS3   628.31   40. TrChH
USRTRACK   10.0   0.001
  
```

```

🐾 USRTRACK                               Unit: 55 BIN ▼           Name: TrChH
  Type: Log ▼                             Reg: TARGS3 ▼           Vol: 628.31
  Part: NEUTRON ▼                         Emin: 0.001           Emax: 10.           Bins: 40.
  
```

- remember: USRBDX scores on a **surface**, while USRBIN scores fluence in **volumes** and gives no differential information
- WHAT(4) = @ALLREGS activates scoring over all regions

USRYIELD

- Scores a **double-differential particle yield** across a boundary surface or at interaction points
- “Energy-like” quantities

Kinetic energy , total momentum , total energy , longitudinal momentum in the lab frame ,
longitudinal momentum in the c.m.s. frame LET

- “Angle-like” quantities

Rapidity in the lab frame , rapidity in the c.m.s. frame , pseudorapidity in the lab frame ,
pseudorapidity in the c.m.s. frame , Feynman-x in the lab frame ,
Feynman-x in the c.m.s. frame , transverse momentum , transverse mass ,
polar angle (*) in the lab frame , polar angle (*) in the c.m.s. frame ,
square transverse momentum , charge , weighted angle in the lab frame ,
weighted transverse momentum

USRYIELD

WARNING!! calculating a cross section has no meaning in case of a thick target.

- While option USRBDX calculates angular distributions **WITH RESPECT TO THE NORMAL** to the boundary at the point of crossing, USRYIELD's distributions are calculated **WITH RESPECT TO THE BEAM DIRECTION**, as defined by BEAMPOS (or a different direction specified with SDUM=BEAMDEF).

```
*      124 = 24 + 1 * 100 => polar angle (in degrees) and kinetic energy
*
*      out.unit      Reg1      Reg2      Norm
*      Amax      Amin      #Abins      Emax      Emin dbl.differential
*      +      1      +      2      +      3      +      4      +      5      +      6      +      7      +
USRYIELD      124.0      PIONS+-      -57.      TARGS3      INAIR      1.0YieAng
USRYIELD      180.0      0.0      18.      10.0      0.0      3.0&
```

! USRYIELD

Type: Yield ▼	Unit: 57 BIN ▼	Name: YieAng
ie: Polar θ lab deg ▼	Log: Linear ▼	Norm: 1.0
Part: PIONS+- ▼	Reg: TARGS3 ▼	to Reg: INAIR ▼
Yield: ▼	Nbins1: 18.0	
Mint: 0.0	Kind: d2N/dx1dx2 ▼	Mat: ▼
Min2: 0.0		
Max1: 180.0		
Max2: 10.0		

- Only one interval is possible for the second variable, BUT results are normalized as Double Differential (in this case, charged pions $\text{GeV}^{-1} \text{sr}^{-1}$ per primary)

WARNING!!
Use WHAT(6) = 3 for plain double differential yield, the DEFAULT is plain double-differential cross section !! 13

Standard Postprocessing Programs

- To analyze the results of the different scoring options, several programs are made available
 - The most natural ones are kept in `$FLUPRO/flutil`.
 - They assume that the **estimator files are unformatted**, and can calculate standard deviations and average values over many cycles:
 - `ustsuw.f` to analyze `USRTRACK` and `USRCOLL` outputs
 - `usxsuw.f` to analyze `USRBDX` outputs
 - `usysuw.f` to analyze `USRYIELD` outputs
 - `usbsuw.f` to analyze `USRBIN` outputs
 - `usrsuw.f` to analyze `RESNUCLEi` outputs
 - Each of these programs (except `usbsuw`) produces three files:
 - a text file with extension `_sum.lis` which contains averaged distributions, standard deviations, **cumulative (integral)** quantities
 - an unformatted file which can replace the N unformatted estimator files in further postprocessing
 - a text file with extension `_tab.lis` to be easily readout by graphics codes
- [Simpler programs are also provided in the manual, as guide for users who would like to write their own analysis program].

FLAIR handles automatically the postprocessing of the estimators!!!

FILTERS : AUXSCORE

There is the possibility to **filter** the estimators, restricting the scoring to a selected subset of particles.

For instance: USRBIN energy deposition by muons only:

*	+	1	+	2	+	3	+	4	+	5	+	6	+	7	+
USRBIN				11.0		ENERGY		-40.0		10.0				15.0	TargEne
USRBIN				0.0				-5.0		100.0				200.0	&
AUXSCORE			USRBIN			MUONS				TargEne		TargEne			

USRBIN	Unit: 40 BIN ▼	Name: TargEne
Type: R-Φ-Z ▼	Rmin: 0	NR: 100
Part: ENERGY ▼	X:	NΦ:
	Zmin: -5.0	NZ: 200
	Y:	
	Zmax: 15.0	
AUXSCORE	Type: USRBIN ▼	Set: ▼
Delta: ▼	Part: MUONS ▼	Step:
	to Det: TargEne ▼	
	Det: TargEne ▼	

Assign the "muons" filter to the USRBIN estimator named TargEne

WARNING!!

In reality energy is eventually deposited by electrons only. This way it is retained the fraction due to ionization by muons, in fact depending on the arbitrary delta ray threshold

FILTERS : AUXSCORE

Another example: score the yield of 56-Iron ions (very useful: there is no separate name for each ion specie, except light ones. HEAVYION score all isotopes heavier than alpha's together!)

*	+	1	+	2	+	3	+	4	+	5	+	6	+	7	+
USRYIELD			124.0	ALL-PART				-87.	TARGS3		INAIR			1.0	Fe56
USRYIELD			180.0		0.0			18.	10.0		0.0			3.0	&
AUXSCORE			USRYIELD	-5602600.					Fe56		Fe56				

USRYIELD	Type: Yield ▼	Unit: 87 BIN ▼	Name: Fe56
ie: Polar θ lab deg ▼	ie: Ekin GeV ▼	Log: Linear ▼	Norm: 1.0
Part: ALL-PART ▼	Yield: ▼	Reg: TARGS3 ▼	to Reg: INAIR ▼
Mint: 0.0	Max1: 180.0	Nbins1: 18.0	
Min2: 0.0	Max2: 10.0	Kind: d2N/dx1dx2 ▼	Mat: ▼
AUXSCORE	Type: USRYIELD ▼	Part: ▼	Set: ▼
Delta: ▼	Z: 26	A: 56	Isomer: 0
	Det: Fe56 ▼	to Det: Fe56 ▼	Step:

The requested ion is coded in what(2) according to its **A**, **Z** and (optionally) isomeric state **m**:

$$\text{what}(2) = - (100*\mathbf{Z} + 100000*\mathbf{A} + \mathbf{m}*100000000)$$

Z,A,m=0 means all , e.g. -2600 == all Iron isotopes

Built-in Conversions and AUXSCORE


For some quantities, there is the possibility to get built-in conversions, without the need for user routines: done with generalized particles

For example:

SI1MEVNE Silicon 1 MeV-neutron equivalent fluence

DOSE-EQ Dose Equivalent (pSv)

The set of conversion coefficients used to calculate DOSE-EQ can be selected by the user among a list (see manual) with AUXSCORE:

*	+	1	+	2	+	3	+	4	+	5	+	6	+	7	+
USRBIN			11.0	DOSE-EQ				-40.0		10.0				15.0	TargDEQ
USRBIN			0.0					-5.0		100.0				200.0	&
AUXSCORE		USRBIN							TargDEQ		TargDEQ				AMB74
 USRBIN									Unit: 40 BIN ▼					Name: TargDEQ	
	Type: R-Φ-Z ▼		Rmin: 0						Rmax: 10.0					NR: 100.0	
	Part: DOSE-EQ ▼		X:						Y:					NΦ:	
			Zmin: -5.0						Zmax: 15.0					NZ: 200.0	
 AUXSCORE				Type: USRBIN ▼					Part: ▼					Set: AMB74 ▼	
	Delta: ▼			Z: 0					A: 0					Isomer: 0	
				Det: TargDEQ ▼					to Det: TargDEQ ▼					Step:	

Scores equivalent dose by folding the particle fluences with the "AMB74" conversion coefficients

→ see lecture on activation

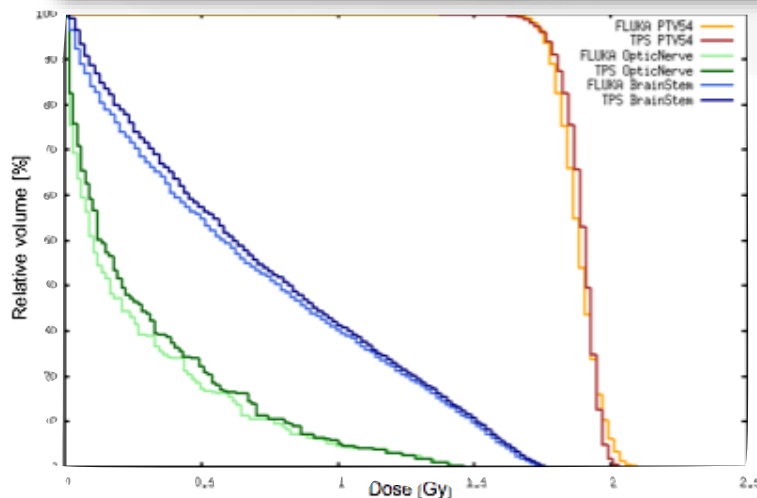
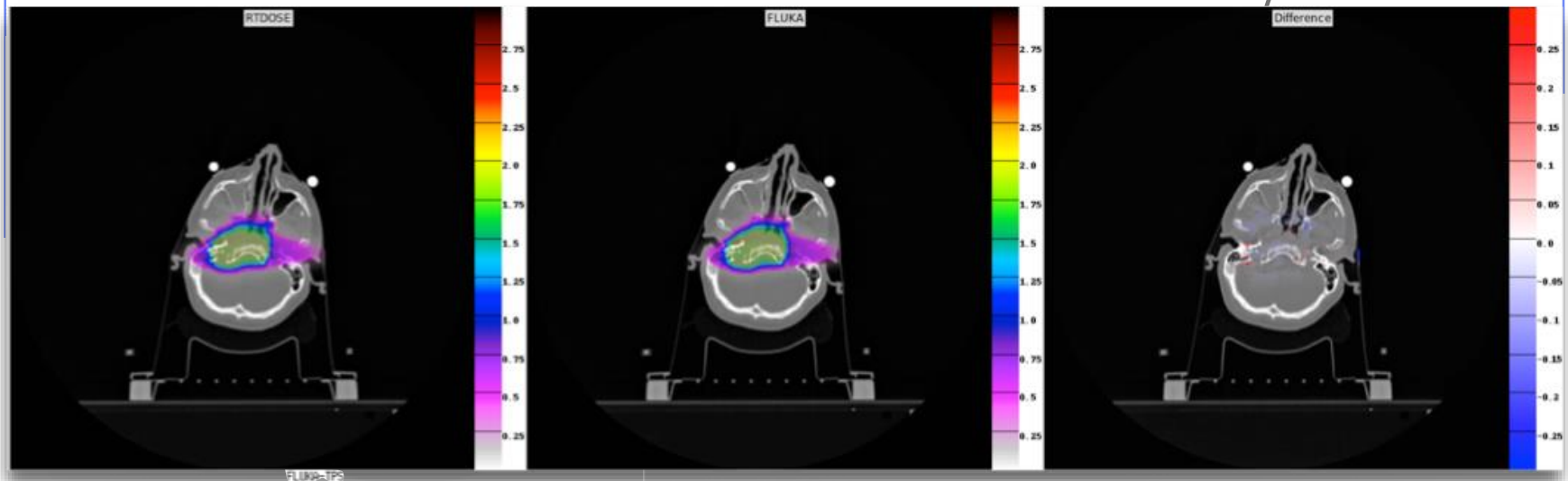


Back to Medical Applications

Using USRBIN for Medical Applications

In case of treatment planning plan recalculations, the user typically needs to calculate the dose distribution on the patient CT geometry

Proton chordoma patient case



- Treatment Plan recalculation for proton, carbon and other light ion species based on Treatment Planning Systems DICOM based data
- Easy generation of the Dose-Volume Histograms and comparison with the RTDOSe
- Biological dose and dose-weighted LET calculations

How to interface a clinical RBE model to a MC

The coupling of the FLUKA code with the LEM (Mairani *et al* 2010) has been performed following the theory of dual radiation action (Kellerer *et al* 1978) calculating the α_D^{mixed} and β_D^{mixed} , i.e. the linear and quadratic term of the mixed radiation field:

$$\alpha_D^{\text{mixed}} = \frac{\sum_{i=1}^{N_{\text{dep}}} \alpha_{D,i}^{\text{ion}} D_i}{\sum_{i=1}^{N_{\text{dep}}} D_i} \quad (4A)$$

$$\beta_D^{\text{mixed}} = \left(\frac{\sum_{i=1}^{N_{\text{dep}}} \sqrt{\beta_{D,i}^{\text{ion}}} D_i}{\sum_{i=1}^{N_{\text{dep}}} D_i} \right)^2 \quad (5A)$$

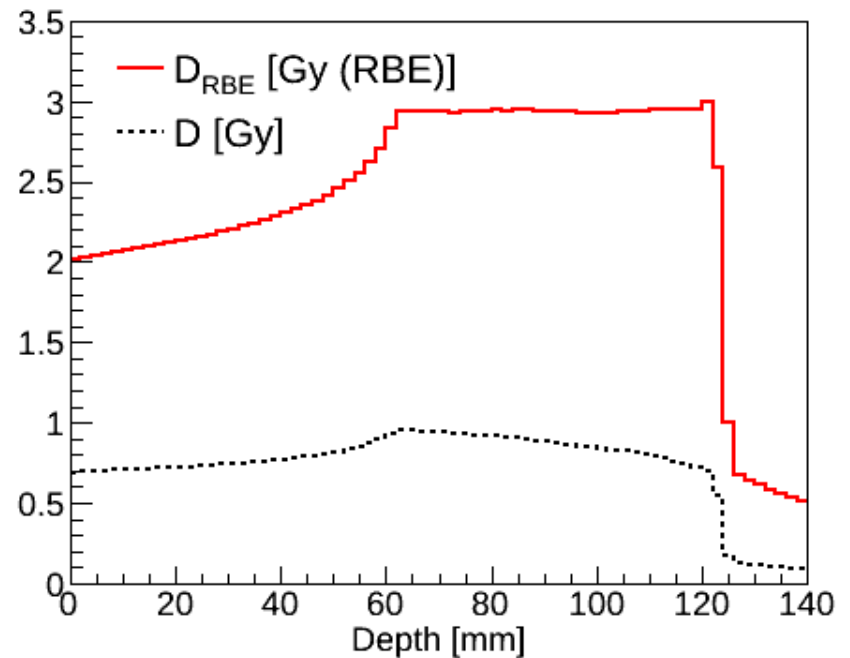
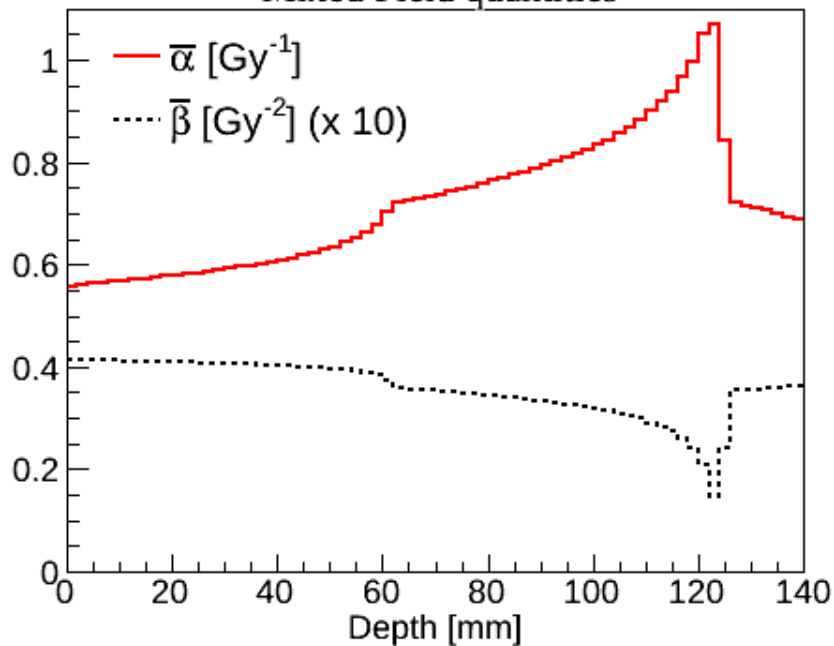
Automatic handling of biological simulations will be available with the next FLUKA release !!!

where N_{dep} is the total number of energy deposition events composing the mixed radiation field. In the simulation, similarly to (Ballarini *et al* 2003), whenever energy is deposited by a certain radiation type, the following two quantities, in addition to the absorbed dose D (to medium or to water, cf appendix A), are stored using ‘USRBIN’ cards: $\alpha_D^{\text{ion}} D$ and $\sqrt{\beta_{D,i}^{\text{ion}}} \cdot D$. By characterizing each energy deposition event, i.e. determining charge, mass and E_k/n of each particle, we are able to interpolate the correct values of α_D^{ion} and β_D^{ion} .

Biological calculations

$$D_{\text{RBE}} = \text{RBE} \times \text{DOSE} \text{ [Gy (RBE)]}$$

Mixed Field quantities

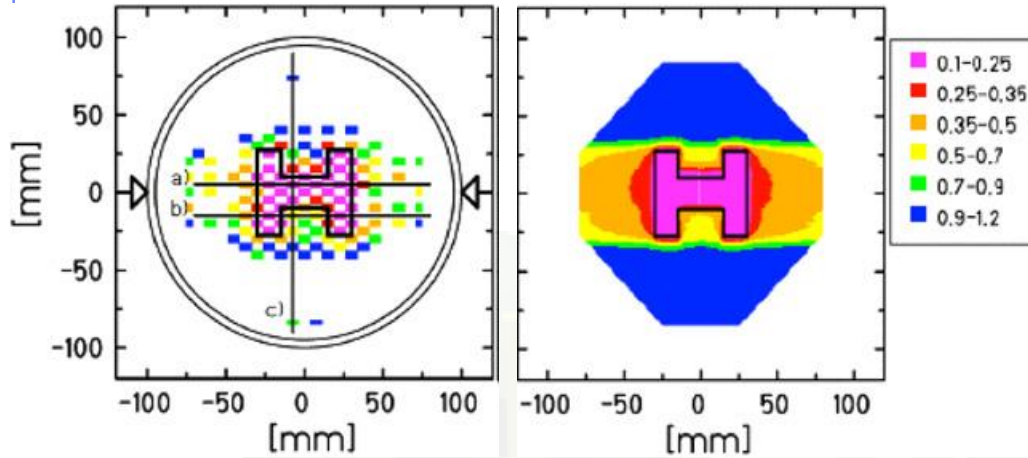


Biological investigations with C @ HIT/CNAO

in vitro data

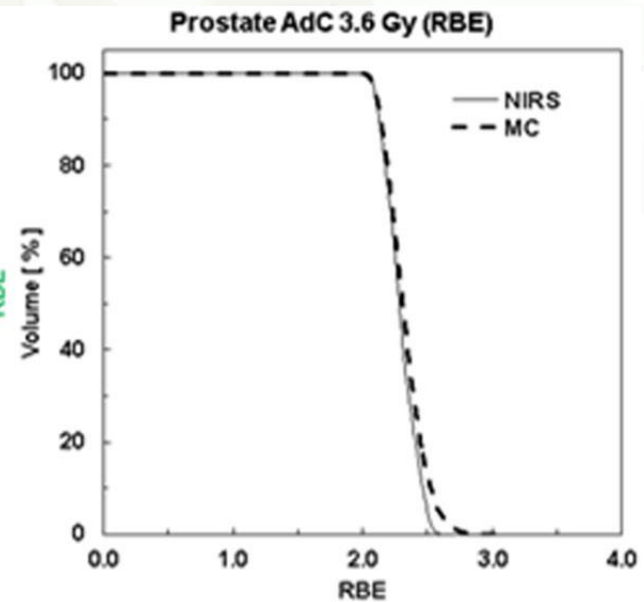
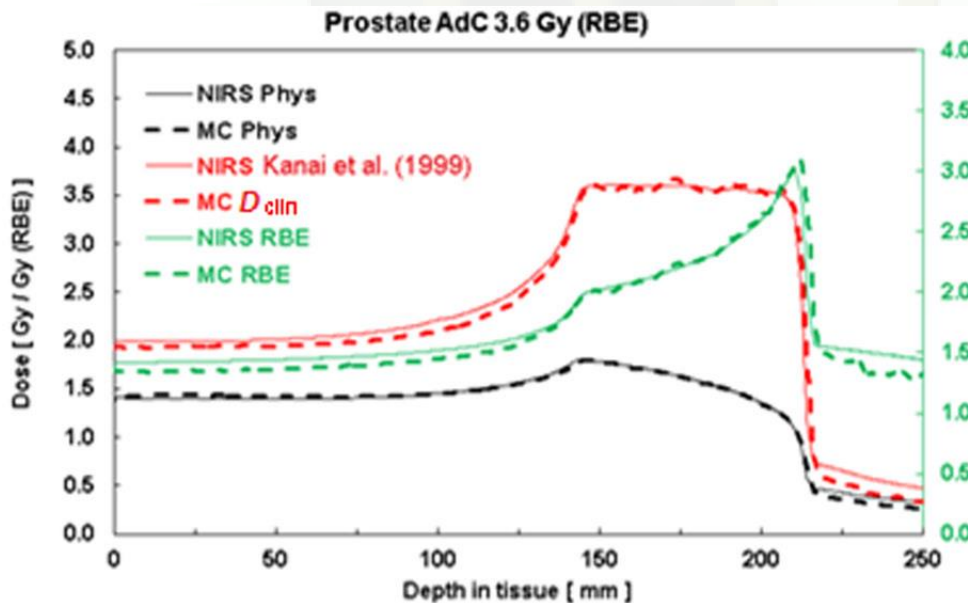
predictions

Mairani et al PMB 2010



FLUKA + LEM model

FLUKA + NIRS approach



Magro et al PMB 2017

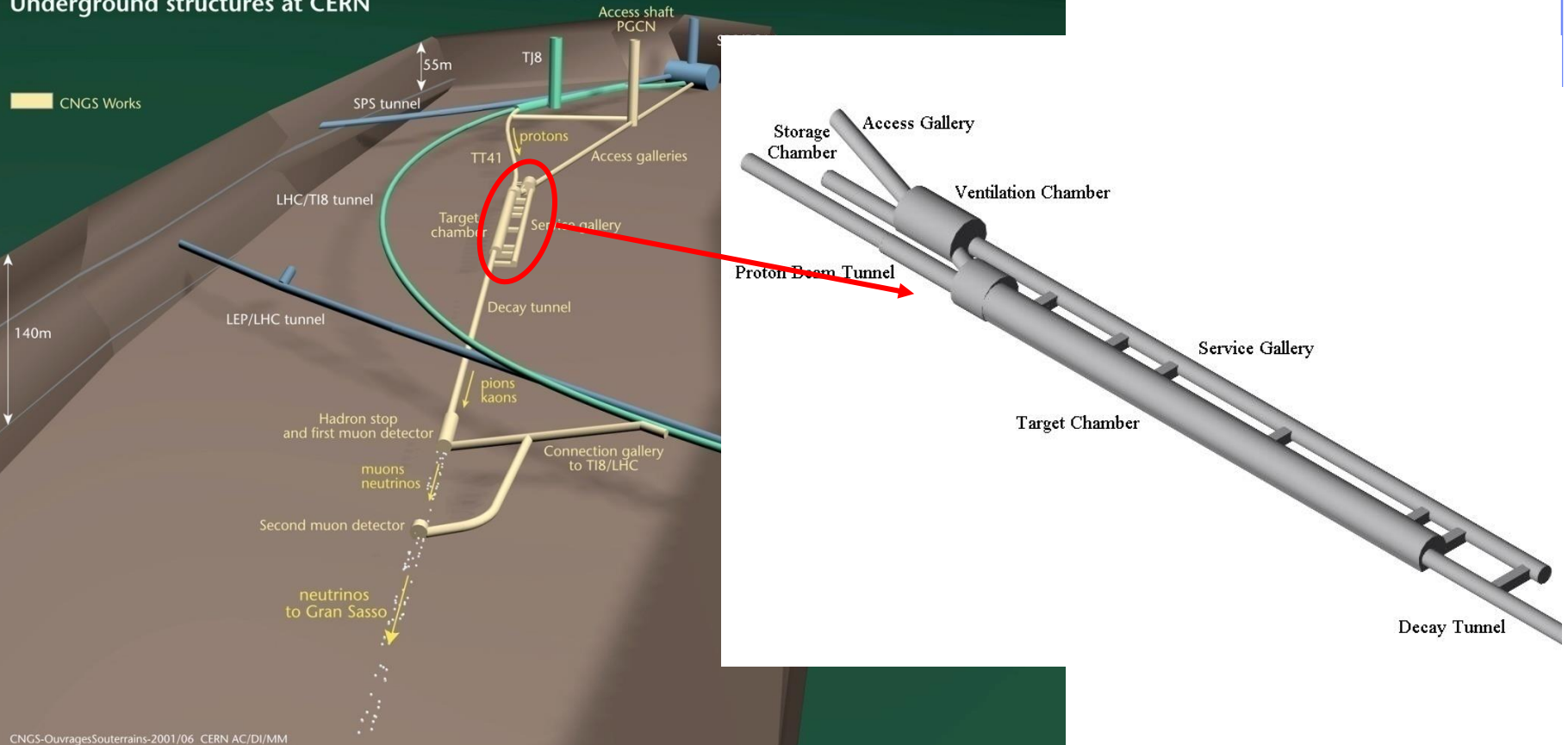


Few other Applications



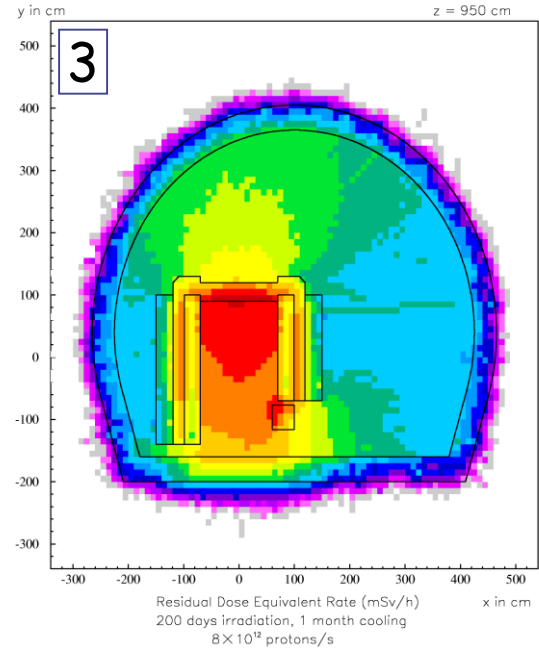
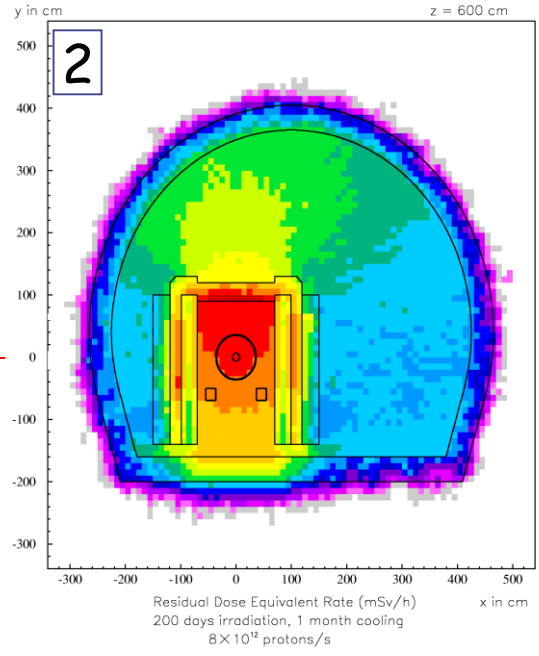
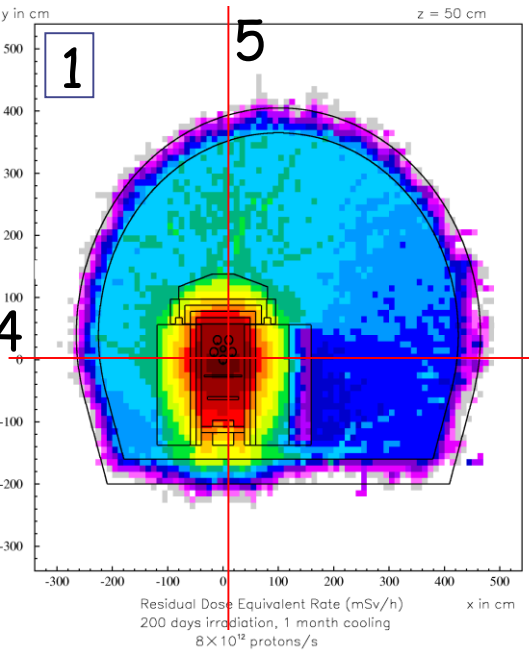
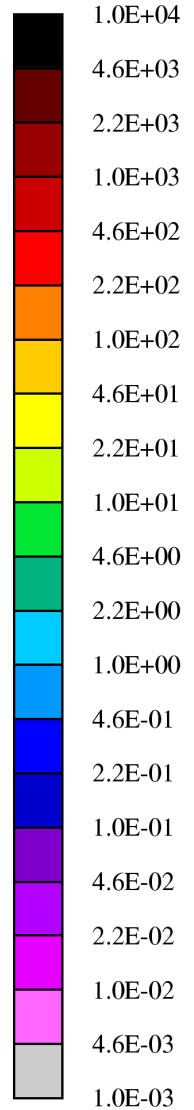
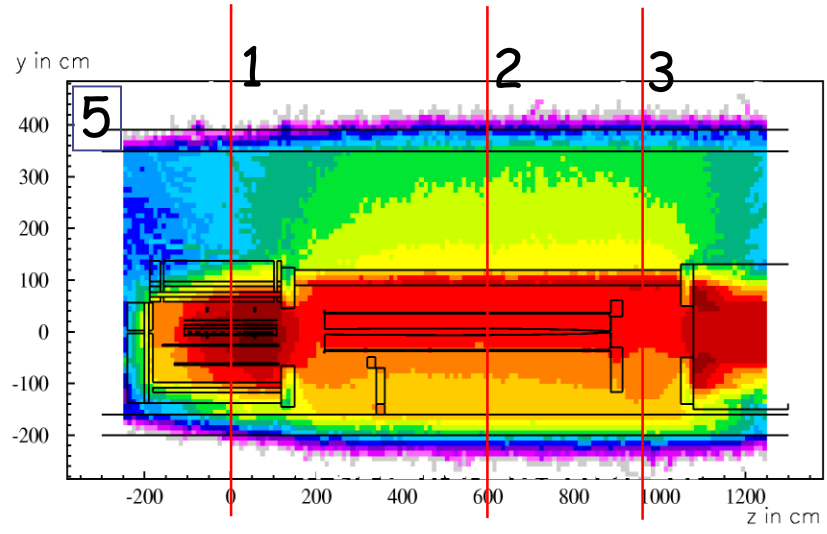
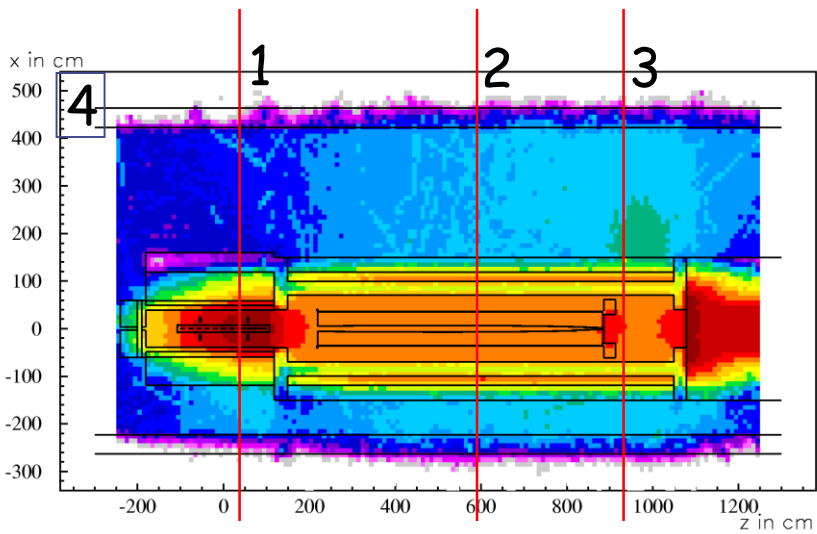
Applications – *CNGS*

CERN NEUTRINOS TO GRAN SASSO Underground structures at CERN

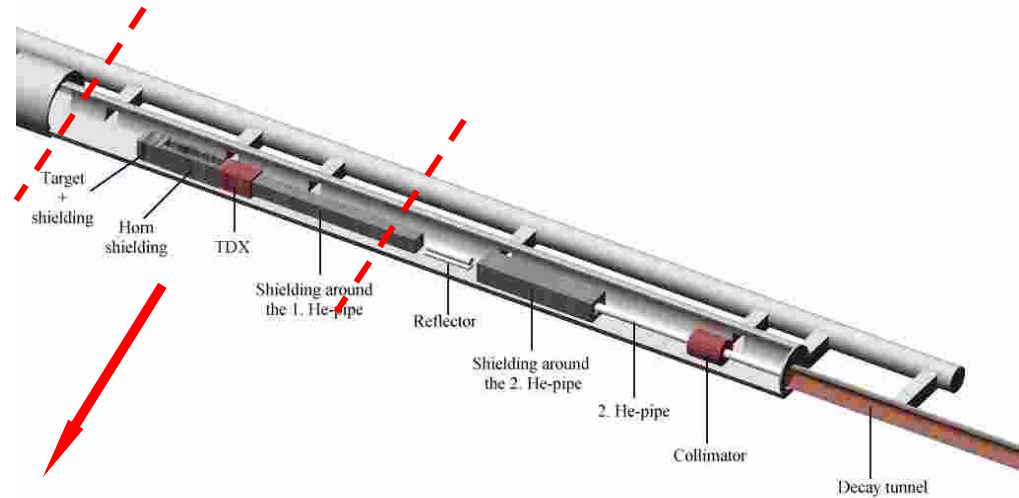


CNGS-OuvragesSouterrains-2001/06 CERN AC/DI/MM

Applications – CNGS

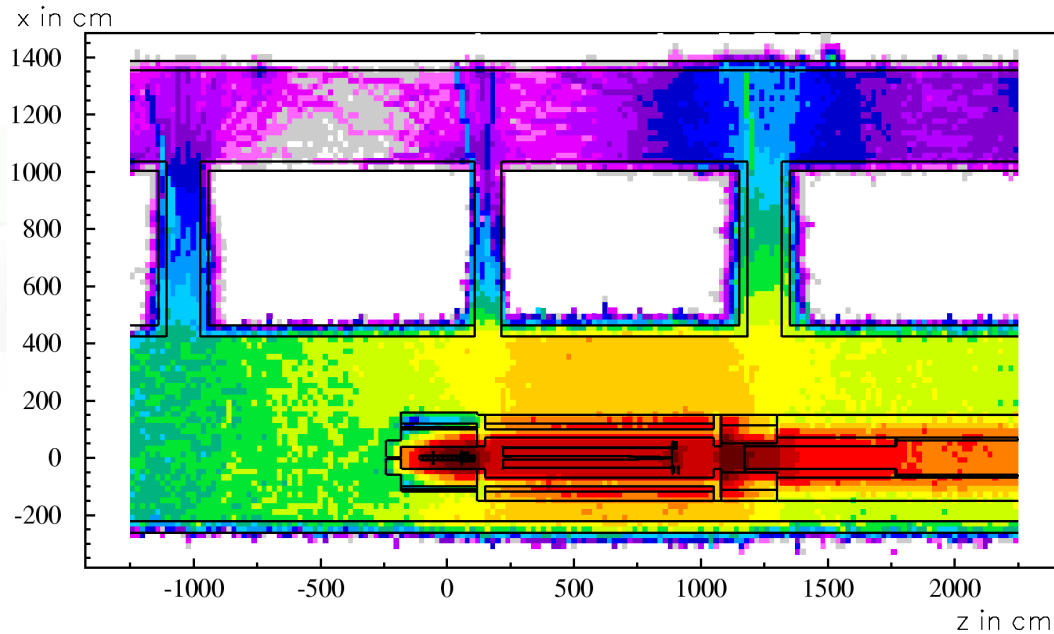


Applications – CNGS

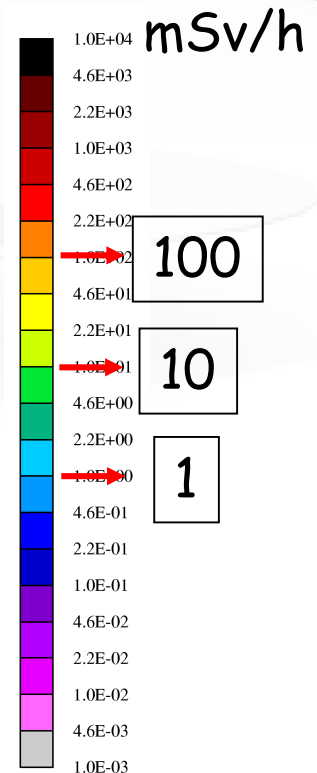


Example:

$t_{cool} = 1 \text{ day}$



Residual Dose Equivalent Rate (mSv/h)
200 days irradiation, 1 day cooling
 8×10^{12} protons/s





Back-up Material

Reaction Rate and Cross Section (1/3)

- We call **mean free path** $\lambda[cm]$ the average distance travelled by a particle in a material before an interaction. Its inverse, $\Sigma [cm^{-1}]$ is the probability of interaction per unit distance, and is called **macroscopic cross section**. Both λ and Σ depend on the material and on the particle type and energy.
- For N identical particles, the number of reactions R occurring in a given time interval will be equal to the total distance travelled Nl times the probability per unit distance Σ : $R = Nl\Sigma$
- The reaction rate will be $\dot{R} = Nd l/dt \Sigma = Nv\Sigma$, where v is the average particle velocity.

Reaction Rate and Cross Section (2/3)

- Assume now that $n(\mathbf{r}, v) = dN/dV$ [cm^{-3}] be the density of particles with velocity $v = dl/dt$ [cm/s], at a spatial position \mathbf{r} . The reaction rate inside the volume element dV will be: $d\dot{R}/dV = n(\mathbf{r}, v)v\Sigma$
- The quantity $\dot{\Phi}(\mathbf{r}, v) = n(\mathbf{r}, v)v$ is called **fluence rate** or **flux density** and has dimensions [$cm^{-3} cm s^{-1}$] = [$cm^{-2} s^{-1}$].
- The time integral of the flux density $\Phi(\mathbf{r}, v) = n(\mathbf{r}, v)dl$ is the **fluence** [cm^{-2}]
- Fluence is measured in **particles per cm^2** but in reality it describes the **density of particle tracks**
- The number of reactions inside a volume V is given by the formula: $R = \Sigma\Phi V$ (where the product $\Sigma\Phi$ is integrated over energy or velocity)

Reaction Rate and Cross Section (3/3)

- Dividing the macroscopic cross section by N_0 , the number of atoms per unit volume, one obtains the **microscopic cross section**:
 $\sigma[\text{barn}=10^{-24}\text{cm}^2]$

$$\frac{\text{probability/cm}}{\text{atoms/cm}^3} = \frac{\text{probability} \times \text{cm}^2}{\text{atom}} = \text{atom effective area}$$

i.e., the **area of an atom weighted with the probability of interaction** (hence the name “cross section”);

- But it can also be understood as the **probability of interaction per unit length, with the length measured in atoms/cm²** (the number of atoms contained in a cylinder with a 1 cm² base).
- In this way, both microscopic and macroscopic cross section are shown to have a similar physical meaning of “probability of interaction per unit length”, with length measured in different units. Thus, the number of interaction can be obtained by both by multiplying by the corresponding particle track-length.

Fluence estimation (1/2)

- Track length estimation:

USRTRACK

$$\dot{\Phi}(v) dt = n(v) v dt = \frac{dN(v)}{dV} \frac{dl(v)}{dt} dt = \lim_{\Delta V \rightarrow 0} \frac{\sum_i l_i(v)}{\Delta V}$$

- Collision density estimation:

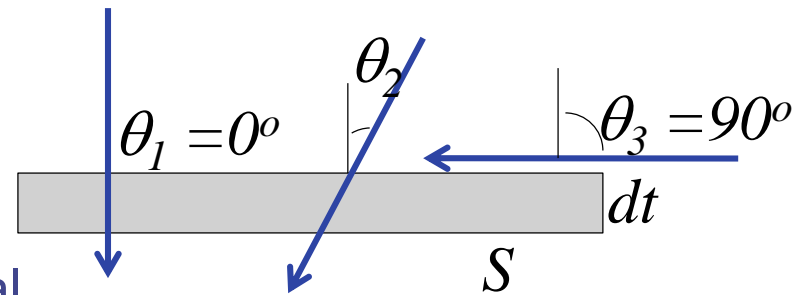
USRCOLL

$$\dot{\Phi}(v) = \frac{\dot{R}(v)}{\sigma(v) N_o \Delta V} = \frac{\dot{R}(v)}{\Sigma(v) \Delta V} = \frac{\dot{R}(v) \lambda(v)}{\Delta V}$$

Fluence estimation (2/2)

Surface crossing estimation

- Imagine a surface having an infinitesimal thickness dt . A particle incident with an angle θ with respect to the normal of the surface S will travel a segment $dt/\cos\theta$.



- Therefore, we can calculate an average surface fluence by adding $dt/\cos\theta$ for each particle crossing the surface, and dividing by the volume $S dt$:

$$\Phi = \lim_{dt \rightarrow 0} \frac{\sum_i \frac{dt}{\cos \theta_i}}{S dt}$$

- While the **current** J counts the number of particles crossing the surface divided by the surface:

$$J = dN/dS$$

The **fluence is independent** from the orientation of **surface** S ,
while the **current is NOT!**

In an isotropic field can be easily seen that on a flat surface $J = \Phi/2$

FLUKA Scoring & Results - Estimators

- It is often said that Monte Carlo (MC) is a “mathematical experiment”
The MC equivalent of the result of a real experiment (*i.e.*, of a measurement) is called an estimator.
- Just as a real measurement, an estimator is obtained by sampling from a statistical distribution and has a statistical error (and in general also a systematic one).
- There are often several different techniques to measure the same physical quantity: in the same way the same quantity can be calculated using different kinds of estimators.
- FLUKA offers numerous different estimators, *i.e.*, directly from the input file the users can request scoring the respective quantities they are interested in.
- As the latter is implemented in a very complete way, users are strongly encouraged to preferably use the built-in estimators with respect to user-defined scoring
- For additional requirements FLUKA user routines are provided

Standard Postprocessing Programs

- Example of `sum.lis` from USRYIELD

Detector n: 1 YieAng

(User norm: 1.

sigma: 1. mb

distr. scored: 209 , **PIONS+-**

from reg. 4 to reg. 5)

linear 1st variable (x1) binning from 0.0000E+00 to 3.1416E+00 to 18 bins
(1.7453E-01 wide)

2nd variable (x2) ranges from 0.0000E+00 to 1.0000E+01

1st variable (x1) is: **Laboratory Angle (radians)**

2nd variable (x2) is: **Laboratory Kinetic Energy**

The scored double differential yield is (normalized per primary particle):

plain $d^2 N / dx_1 dx_2$ where x1, x2 are the first and second variables

Tot. response (integrated over x1) 2.6339998E-02 +/- 3.883959 %

WARNING!! The Tot. response is NOT integrated over the second quantity !!
in this case it turns out to be *particles/GeV per primary*
(to be multiplied by the energy width interval of 10GeV)

Standard Postprocessing Programs

- Example of `tab.lis` for USRYIELD

Detector n: 1 YieAng

N. of x1 intervals 18

Thetamin	Thetamax	Result	Error (%)
0.000000	0.1745329	2.0742605E-02	10.87912
0.1745329	0.3490658	1.4463779E-02	10.65940
0.3490658	0.5235988	9.8084798E-03	7.649231
0.5235988	0.6981317	5.8580171E-03	4.966214
0.6981317	0.8726646	3.8220894E-03	10.60832
0.8726646	1.047198	2.6973977E-03	5.450788

...