

Simulation of the drift chamber for the FCCee-IDEA detector concept within FCCSW

Niloufar Alipour Tehrani

Common detector technology:
Common software

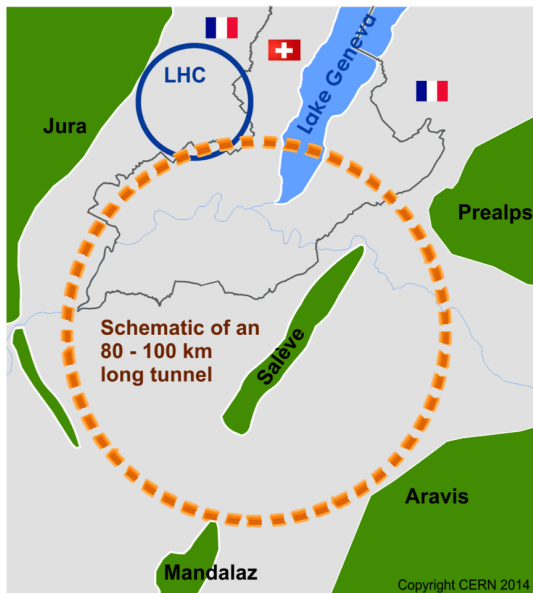
FCC Week 2018
Amsterdam, the Netherlands

12 April 2018



FCC Software: FCCSW

- ▶ Common software for all FCC experiments
 - ▶ ee, hh & eh
- ▶ Detector and physics studies
 - ▶ Fast & full simulations
 - ▶ One software stack from event generation to physics analysis
- ▶ Collaborative approach
 - ▶ LHC: Gaudi
 - ▶ CLIC: DD4hep
 - ▶ New solutions \Rightarrow where needed

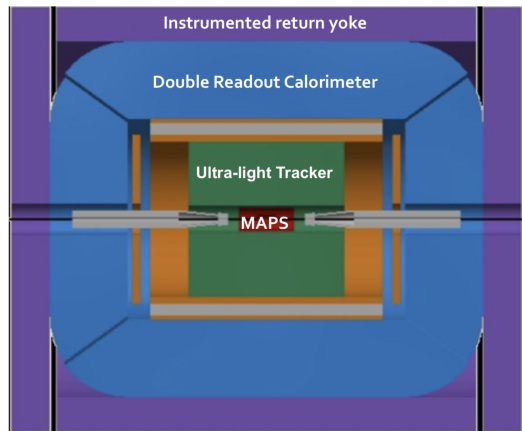


2 FCCee detector concepts

- ▶ The CLD detector concept (c.f. Oleksandr Viazlo)
 - ▶ An adaptation of the CLIC detector model
⇒ (Silicon-based vertex and tracking detectors)
 - ▶ Widely simulated with the ILCSoft
- ▶ The IDEA detector concept (c.f. Franco Bedeschi)
 - ▶ Simulated using FCCSW

IDEA: Ultimate Goal

- ▶ Vertex detector: MAPS
- ▶ Ultra-light drift chamber with PID (DCH)
- ▶ Double read-out calorimetry (DR)
- ▶ Additional disk layers to be placed in the space between DCH and DR
- ▶ 2 T solenoidal magnetic field
- ▶ Instrumented return yoke
- ▶ Surrounded by large tracking volume ($R \sim 8$ m) for very weakly coupled (long-lived) particles



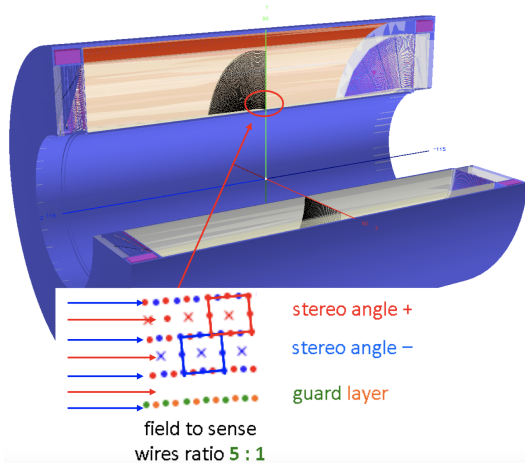
IDEA Drift Chamber (DCH)

- ▶ Talk by Giovanni Tassielli
- ▶ Track reconstruction & particle ID

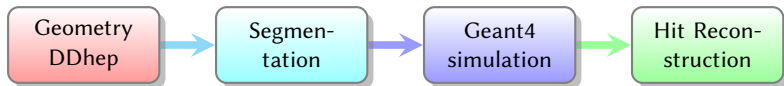
Parameters

Length	4500 mm
Inner radius	345 mm
Outer radius	2000 mm
Nb. layers	112
Cell size	12 mm to 14.7 mm
Total nb. of sensitive wires	56448
Total nb. of field wires	282240
Total nb. of wires	338688
Gas	GasHe_90Isob_10
Wire material	Aluminum
Single cell resolution	0.1 mm

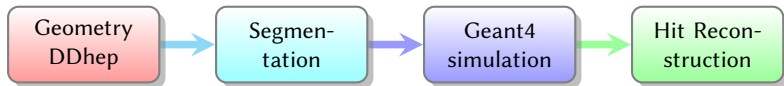
- ▶ Field wires: provide a uniform electric field
- ▶ Sensitive wires: record signal
- ▶ Field to sensitive wire ratio: 5:1



FCCSW simulation chain



FCCSW simulation chain

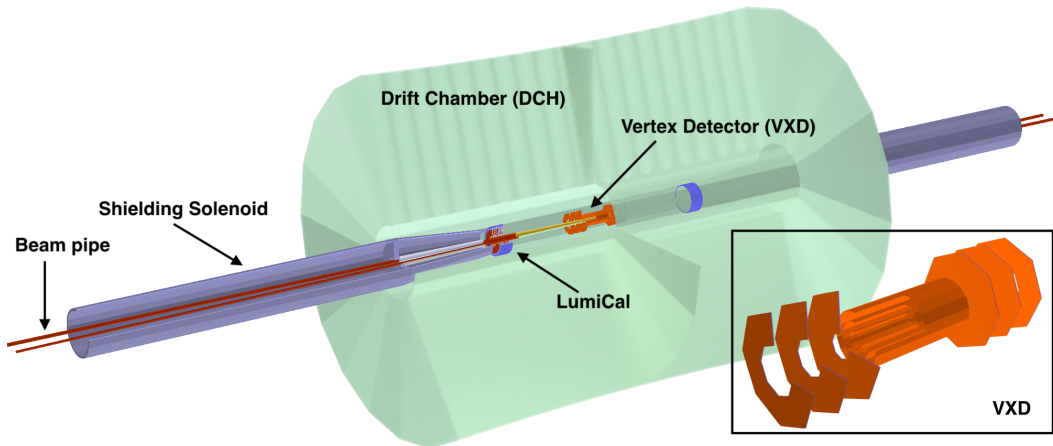


1. Geometry description

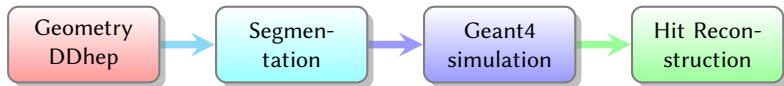
1. Geometry description

- ▶ Same interaction region (beampipe & instrumentation, VXD) as the CLD concept
- ▶ New implementation: drift chamber \Rightarrow only the gas volume is placed

Visualisation with FCCSW



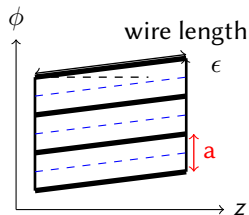
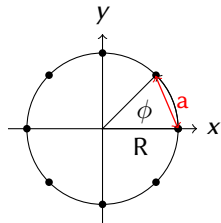

FCCSW simulation chain



2. Segmentation

2. Segmentation Strategy for DCH (1)

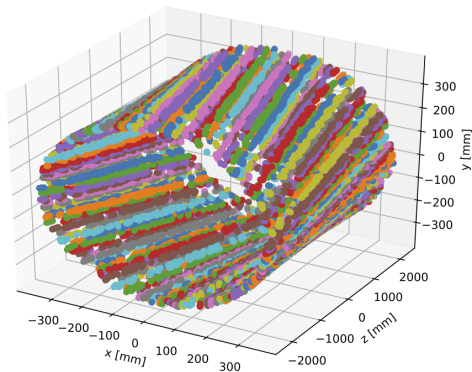
- ▶ Large number of wires \Rightarrow fast way to find the location of the closest wire hit
 - ▶ Projection of the hit positions into the x-y plane
 - ▶ Consider the z axis to compensate for the stereo angle of the wires
- ▶ Example: MEG II DCH

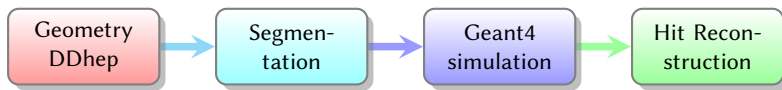


2. Segmentation: validation in simulation (2)

- ▶ Information on the location of the sensitive wires
 - ▶ Associates a unique wire ID (cellID) to the wires
 - ▶ Different granularity for different layers in the DCH
 - ▶ The segmentation information is created while building geometry
- ⇒ Accessible in every step of the simulation

- ▶ First layer of the DCH
- ▶ Hits having the same wire ID are shown by the same color
- ▶ Validates the segmentation





3. Geant4 hit simulation & reconstruction

3. Hit simulation and reconstruction of the DCH

Hit Simulation

- ▶ Geant4: Stepping in the gas with a G4Step length of 2 mm
- ▶ Reject ionisation acts with:
 - ▶ $E_{\text{dep}} < 10 \text{ eV}$
 - ▶ $\text{G4Step length} < 5 \mu\text{m}$
- ▶ Drift the charge deposition to the nearest wire
 - ▶ Compute the distance of the closest approach
 - ▶ Calculate the drift time assuming a constant drift velocity of $2 \text{ cm}/\mu\text{s}$
 - ▶ Calculate the total time of the hit

$$t_{\text{hit}} = t_{\text{drift}} + t_{\text{signal}} + t_{\text{particle flight}} \quad (1)$$

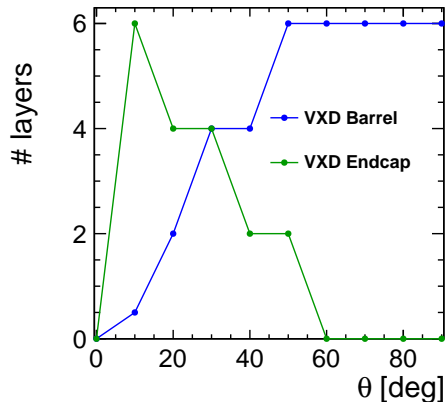
Reconstruction

- ▶ **Hit**: regroup the E_{dep} with a drift time smaller than the maximum drift time in the cell

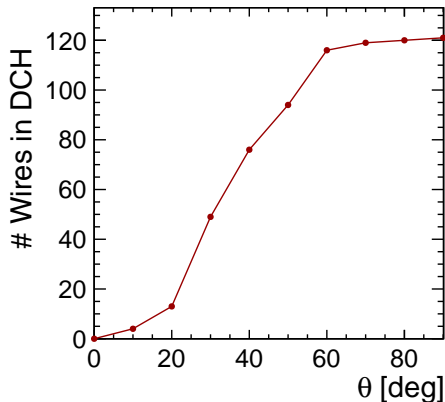
Coverage of the vertex detector & the drift chamber

- ▶ Number of layers hit by 100 GeV μ^-
 - ▶ $\theta = 0^\circ$: in the forward direction
 - ▶ $\theta = 90^\circ$: in the barrel
 - ▶ Averaged over ϕ

VXD

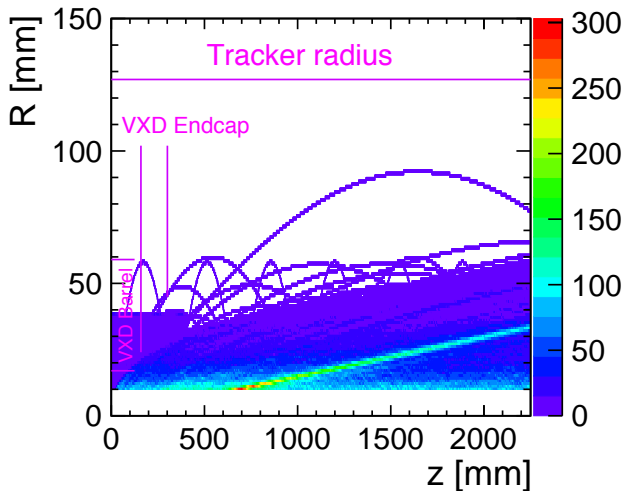


DCH



Impact of the beam background on the interaction region (IR)

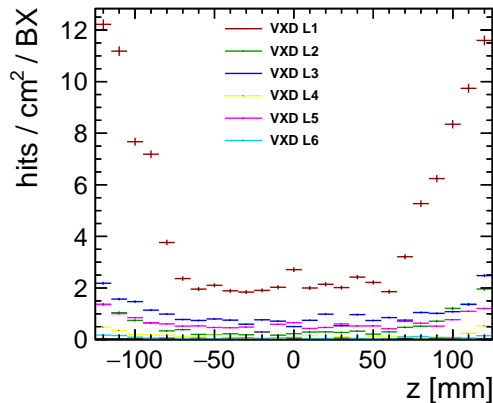
- ▶ The effect of e^+e^- pairs from $\gamma\gamma$ collisions (dominated by beamstrahlung photons)
- ▶ Pairs generated using the GuineaPig software (c.f. Georgios Voutsinas)
- ▶ $E_{\text{cm}} = 365 \text{ GeV}$
- ▶ Total nb. of particles: $\sim 6200 / \text{BX}$
- ▶ A fortiori, no tracks reach the DCH wires



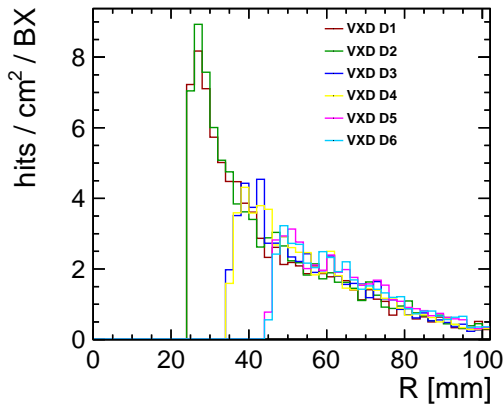
Impact of incoherent pairs in the VXD

- ▶ The number of hits is averaged over 30 BX

▶ Vertex Barrel



▶ Vertex Endcap

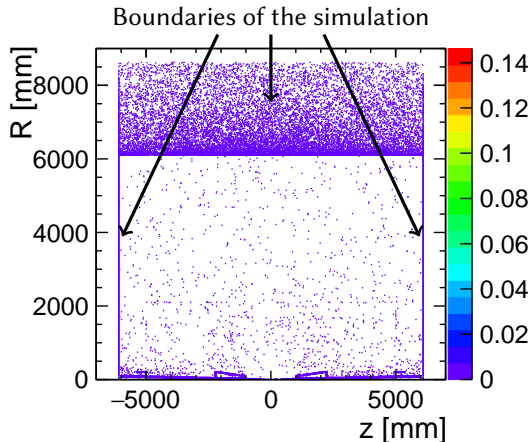


- ▶ Comparisons with the ILCSoft in progress & encouraging
- ▶ The level of this background does not pose problem for pattern recognition

Impact of incoherent pairs in the DCH: work in progress

- ▶ Most of the hits in the DCH are due to the backscattering
- ▶ Current simulations show a background level of $\sim 3.5\%$
- ▶ Expected acceptable level of occupancy for a successful pattern recognition: $\sim 5\%$
- ▶ The current estimation of the occupancy is pessimistic due to unclear behaviour of GEANT4 at the boundary conditions and the lack of calorimeter, magnet and yoke around the DCH in the simulation

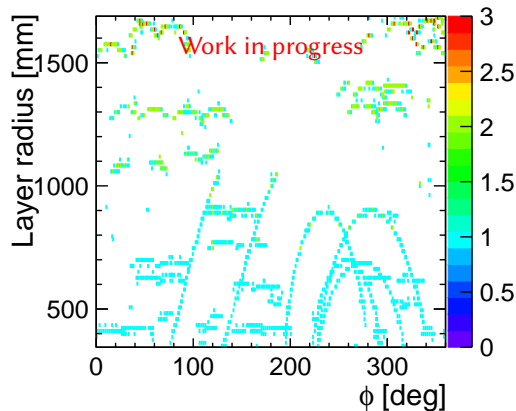
- ▶ Vertices of backscattering particles



⇒ **Work in progress - stay tuned!**

Background hits in the DCH

- ▶ Hits due to the background
 - ▶ Loopers
 - ▶ Tracks in the forward region
- ▶ Pattern recognition possible for occupancy levels of:
 - ▶ 20% for inner-most layers
 - ▶ 5% for outer-most layers



Summary & Outlook

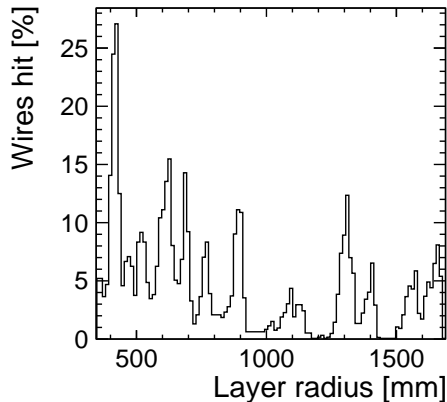
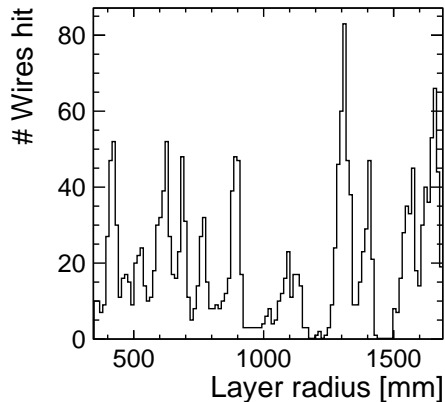
- ▶ Full simulation of the FCCee-IDEA detector concept with FCCSW
- ▶ Implementation of the drift chamber \Rightarrow geometry, segmentation, simulation & reconstruction
- ▶ Validations done and still ongoing
- ▶ First physics studies:
 - ▶ Impact of beam-induced backgrounds: e^+e^- pairs from $\gamma\gamma$ collisions
 - ▶ Estimation of the occupancy in the VXD and DCH with FCCSW and comparison with ILCSoft
 - ▶ More investigation on the occupancy is needed for the DCH to draw final conclusions
- ▶ Future work:
 - ▶ Implementation of a realistic material around DCH
 - ▶ Study the effect of other beam-induced backgrounds (the synchrotron radiation & $\gamma\gamma \rightarrow$ hadrons)
 - ▶ Track reconstruction in FCCSW

Thank you for your attention!

Backup slides

Impact of incoherent pairs in the DCH

- Number of wires hit as a function of the layer radius



Secondary vertices produced

