

# Beauty production at HERA

Markus Jünger


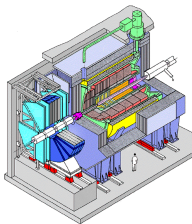
**Workshop on low-x physics**  
**- Ischia, Italy -**  
8<sup>th</sup> - 12<sup>th</sup> September 2009



- Introduction
- Photoproduction
- Deep Inelastic Scattering

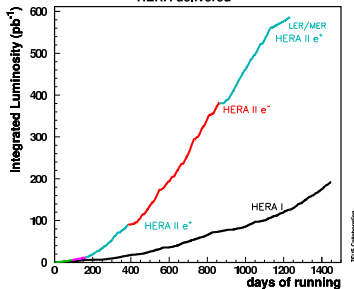


# H1 and ZEUS



HERA delivered

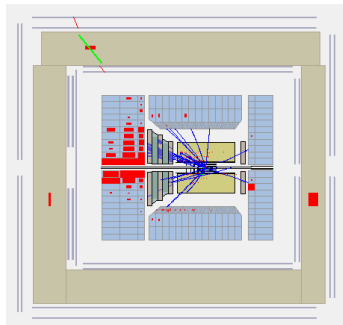
- 27.5 GeV  $e^\pm$
  - 920 GeV  $p \rightarrow \sqrt{s} = 318$  GeV
  - HERA I: 1992-2000
  - HERA II: 2003-2007
- $\sim 0.5 \text{ fb}^{-1}$  per experiment



# Motivation

Heavy flavour production as a good probe for different production and decay mechanisms:

- Open production (pQCD)
- Resonance production (NRQCD)
- Searches for exotic bound states

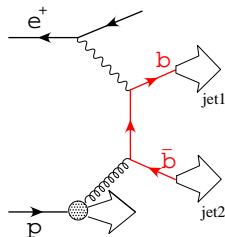


$$\sigma_{uds} : \sigma_c : \sigma_b \sim 2000 : 200 : 1$$

**Kinematical regions:**

Photoproduction ( $\gamma p$ )  $\rightarrow Q^2 \lesssim 1 \text{ GeV}^2$

Electroproduction (DIS)  $\rightarrow Q^2 \gtrsim 1 \text{ GeV}^2$



## Monte Carlo Programs

leading order + parton shower

- DGLAP evolution (collinear factorization)

RAPGAP

(DIS)

PYTHIA

( $\gamma p$ )

## NLO Calculations

full NLO calculations available

HVQDIS

(DIS)

FMNR

( $\gamma p$ )

(both using fixed flavour massive calculations)



# Photoproduction

## Method:

Simultaneous fit of  $p_T^{rel}$   
and signed impact parameter,  $\delta$

## HERAII data:

2006-2007 ( $\mathcal{L} \approx 170 \text{ pb}^{-1}$ )

## Kinematic region:

$$Q^2 < 1 \text{ GeV}^2, 0.2 < y < 0.8,$$

$$p_T^{jets} > 7(6) \text{ GeV}, |\eta^{jets}| < 2.5$$

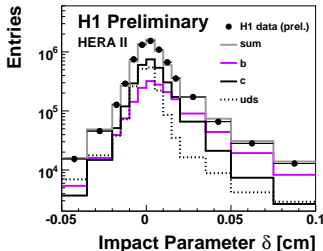
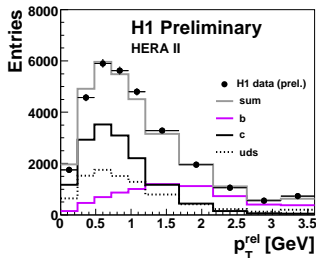
$$p_T^\mu > 2.5 \text{ GeV}, -0.55 < \eta^\mu < 1.1$$

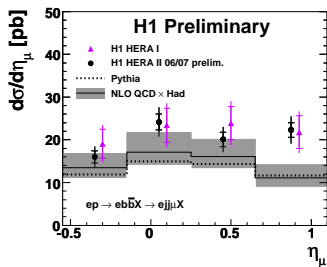
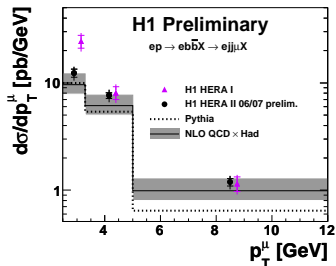
## Result:

$$\sigma_{vis}(ep \rightarrow eb\bar{b}X \rightarrow ejj\mu X') =$$

$$31.4 \pm 1.3(\text{stat.}) \pm 3.8(\text{syst.}) \text{ pb}$$

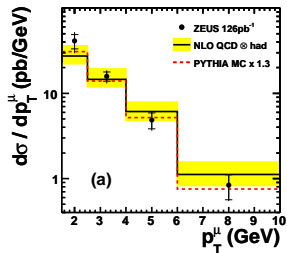
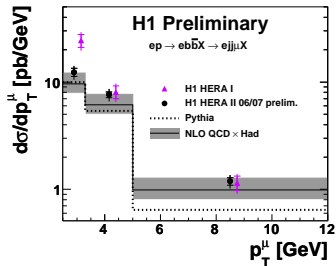
$$(\sigma_{NLO} = 25.3^{+6.4}_{-4.7} \text{ pb})$$





- ▶ NLO QCD calculation in agreement with the measurement
- ▶ Shapes are well described by NLO calculation and PYTHIA LO MC
- ▶ At low values of  $p_T^\mu$  the new measurement (with reduced uncertainty) is closer to NLO prediction than the one for HERA I





- ▶ NLO QCD calculation in agreement with the measurement
- ▶ Shapes are well described by NLO calculation and PYTHIA LO MC
- ▶ At low values of  $p_T^\mu$  the new measurement (with reduced uncertainty) is closer to NLO prediction than the one for HERA I

**Vertex Method:**

- Fit secondary vertex for each jet object
- Use beamspot to calculate DL in  $xy$ -plane
- Project DL on jet axis

**HERAII data:**

2006-2007 ( $\mathcal{L} \approx 128 \text{ pb}^{-1}$ )

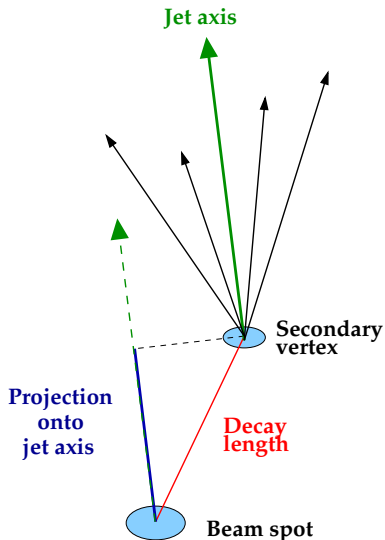
**Kinematic region:**

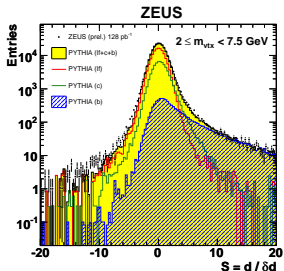
$$Q^2 < 1 \text{ GeV}^2, 0.2 < y < 0.8,$$

$$p_T^{\text{jets}} > 7(6) \text{ GeV}, |\eta^{\text{jets}}| < 2.5$$

(one jet with  $-1.6 < \eta^{\text{jet}(2)} < 1.3$ )

**inclusive selection**

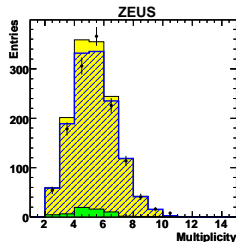
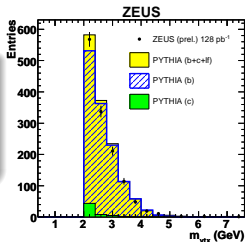


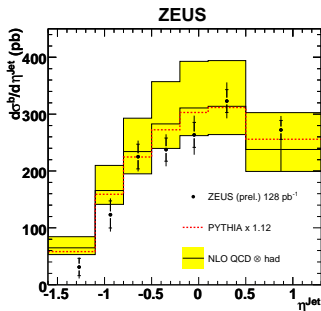
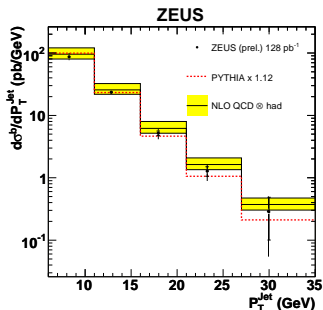


- Decay length significance  
 $S = DL / \sigma_{DL}$   
 (for 2 < m<sub>vtx</sub> < 7.5 GeV)
- For high masses region with almost **pure beauty** contribution
- Symmetric distribution for light flavour
- Fit mirrored and subtracted decay length significance

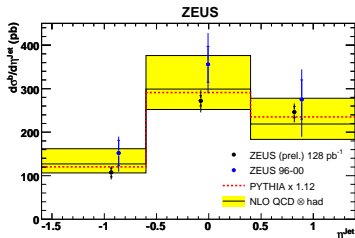
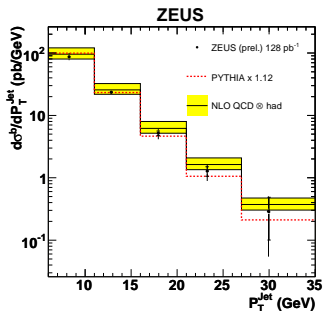
Beauty-enriched mass and multiplicity distributions

- ▶ Very good agreement between Data and MC



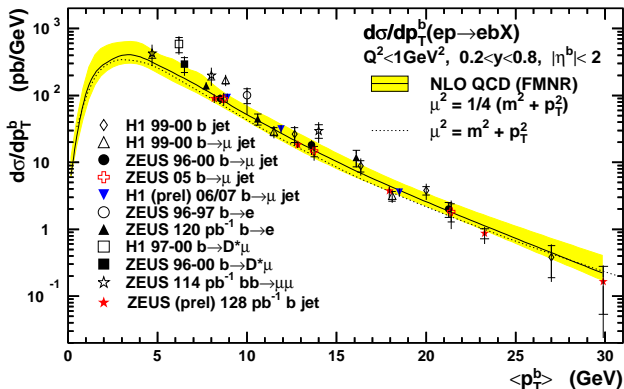


- ▶ Differential cross-sections in  $p_T^{\text{Jet}}$  and  $\eta^{\text{Jet}}$
- ▶ NLO QCD calculation in good agreement with measurement
- ▶ Experimental uncertainty substantially reduced w.r.t. previous measurements
- ▶ Theoretical larger than experimental uncertainties



- ▶ Differential cross-sections in  $p_T^{\text{Jet}}$  and  $\eta^{\text{Jet}}$
- ▶ NLO QCD calculation in good agreement with measurement
- ▶ Experimental uncertainty substantially reduced w.r.t. previous measurements
- ▶ Theoretical larger than experimental uncertainties

## HERA



Several measurements with different methods and systematics confirming each other and covering different  $p_T^b$ -ranges:  
**General good agreement observed!**

# Deep Inelastic Scattering

## Method:

Simultaneous fit of  $p_T^{rel}$ ,  $\delta$

and  $p_T^{miss||\mu}$

$p_T^{miss||\mu}$ :

-missing transverse momentum

-parallel to the muon direction

## HERAII data:

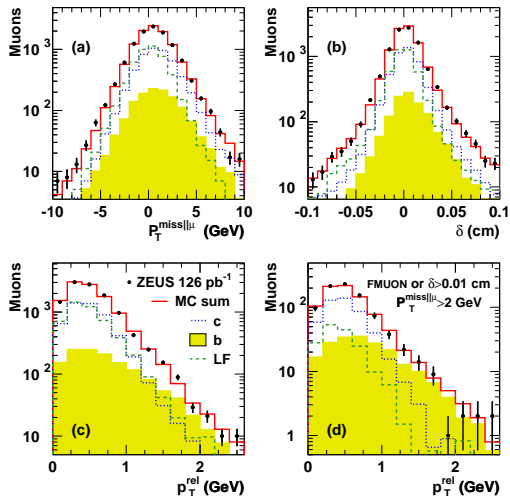
2005 ( $\mathcal{L} \approx 126 \text{ pb}^{-1}$ )

## Kinematic region:

$Q^2 > 20 \text{ GeV}^2$ ,  $0.01 < y < 0.7$ ,

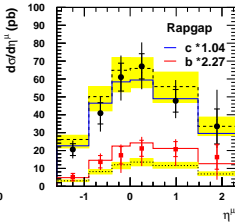
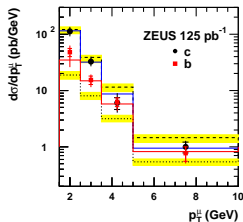
$p_T^\mu > 1.5 \text{ GeV}$ ,  $-1.6 < \eta^\mu < 2.3$

ZEUS



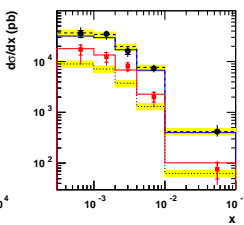
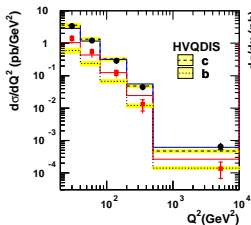


## ZEUS



$$\sigma_c = 164 \pm 10(\text{stat.})_{-31}^{+30}(\text{syst.}) \text{ pb}$$

$$(\sigma_c^{\text{NLO}} = 184_{-40}^{+26} \text{ pb})$$



$$\sigma_b = 63 \pm 7(\text{stat.})_{-11}^{+18}(\text{syst.}) \text{ pb}$$

$$(\sigma_b^{\text{NLO}} = 33 \pm 5 \text{ pb})$$

- ▶ NLO QCD calculation in good agreement for charm while beauty cross section is 2.3 standard deviations above HVQDIS result
- ▶ Shapes are well described by NLO calculation and RAPPAP LO MC

## Unfold cross sections:

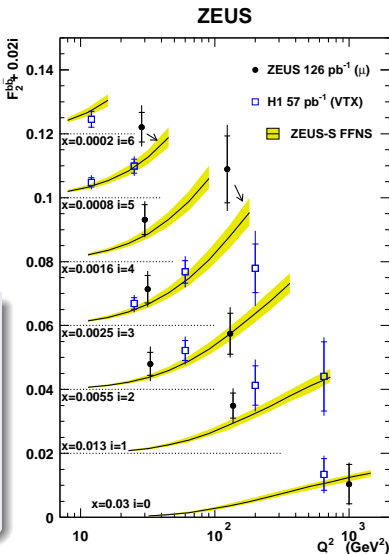
$$\frac{d^2 \sigma_{data}^{b\bar{b}}}{dx dQ^2} = \frac{(1+(1-y)^2)(2\pi\alpha_{em}^2)}{xQ^4} \cdot \left[ F_2^{b\bar{b}}(x, Q^2) - \frac{y^2}{1+(1-y)^2} F_L^{b\bar{b}}(x, Q^2) \right]$$

Extract  $F_2^{b\bar{b}}$ :

(for given  $x, Q^2$  from muon cross section,  $\sigma^b$ ):

$$F_2^{b\bar{b}} = \tilde{\sigma}^b \frac{F_2^{b\bar{b},th}(x, Q^2)}{\sigma^{b,th}}$$

- ▶ Compared with NLO QCD predictions in the FFNS using the ZEUS-S PDF fit
- ▶ Structure functions agree well with other measurement based on independent technique



## Method:

Combine variables reconstructed by the vertex detector using a **Neural Net**

- impact parameter significance of highest significant tracks ( $S_1, S_2 \dots$ )
- position and track multiplicity of the secondary vertex
- track momenta and multiplicities

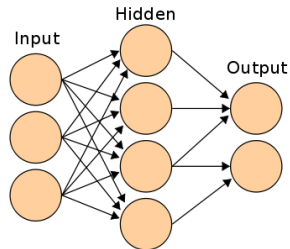
## HERAII data:

2006-2007 ( $\mathcal{L} \approx 189 \text{ pb}^{-1}$ )

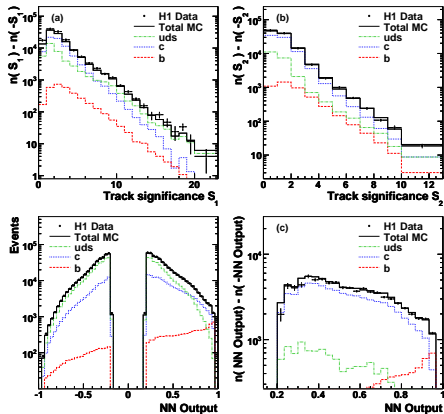
## Kinematic region:

$5 \leq Q^2 < 2000 \text{ GeV}^2$ ,

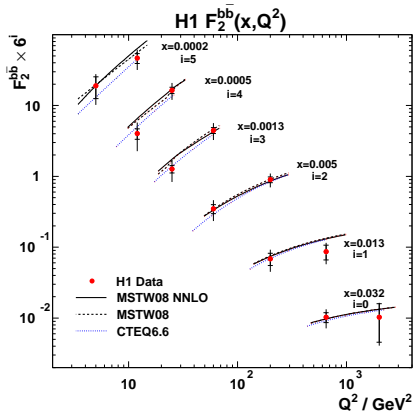
$0.0002 < x < 0.05$ ,



- Use  $S_1$  and  $S_2$  for events with less than 3 good tracks
- Else combine  $S_1, S_2, S_3, DL, p_T^1, p_T^2, N_{track}$  and  $N_{track}^{SV}$  to one variable using a NN
- Subtract negative distribution to get rid of symmetric light flavour contribution



- ▶ Subtracted distributions heavy flavour dominated (light flavour contribution fixed by normalization)
- ▶ Determine beauty and charm fraction from simultaneous fit of (a), (b) and (c)



- Calculated b contribution to the structure functions in bins of  $Q^2$  and  $x$
- Combine with HERA I data

- ▶ Using the HERA II data a large range in  $x$  and  $Q^2$  could be covered with reduced uncertainties
- ▶ Measurements are described by predictions in the variable flavour number scheme (NLO and NNLO)
- ▶ Most precise measurement of  $F_2^b$

- Latest results on beauty production at HERA presented
  - All measurements based on HERAII data which provides new possible techniques as well as an increase in statistics
  - Different approaches to use the lifetime information via impact parameter (significance) or decay length
- 
- New measurements have smaller uncertainties and are well reproduced in shape by the LO+PS Monte Carlo predictions
  - Beauty production in photoproduction from different channels consistent with NLO prediction
  - Structure function  $F_2^b$  measured with best precision over a wide range in  $x$  and  $Q^2$



A Measurement of Beauty Photoproduction Through Decays to Muons and Jets at HERA-II

H1prelim-08-071



Measurement of beauty photoproduction from inclusive secondary vertexing at HERA II

ZEUS-prel-09-005



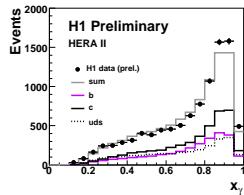
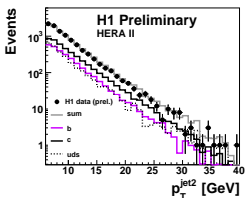
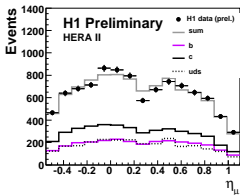
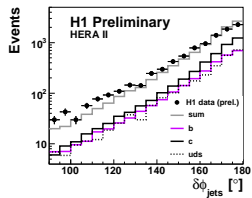
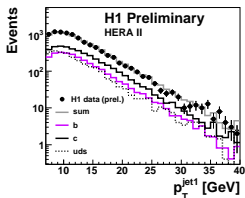
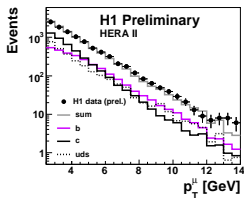
Measurement of charm and beauty production in deep inelastic ep scattering from decays into muons at HERA

DESY-09-56 (April 2009)



Measurement of the Charm and Beauty Structure Functions using the H1 Vertex Detector at HERA

DESY-09-096 (June 2009)





## PYTHIA 6.2

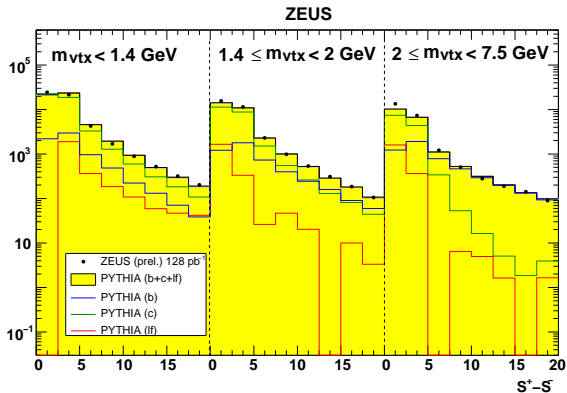
- CTEQ6L, SAS-1D
- $m_b = 4.75 \text{ GeV}$ ,  
 $m_c = 1.5 \text{ GeV}$
- $\epsilon_b = 0.0069$ ,  $m_c = 0.058$

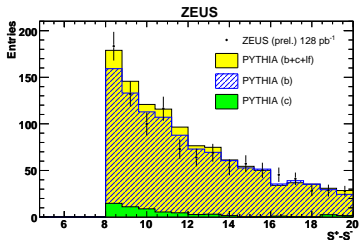
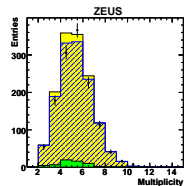
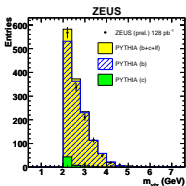
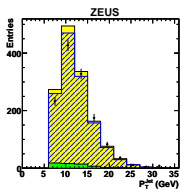
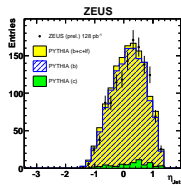
## CASCADE 2.0

- A0

## FMNR (FFNS)

- $\mu_R^2 = \mu_F^2 = p_T^2 + m_q^2$
- $m_b = 4.75 \text{ GeV}$
- CTEQ5F4, GRV-G HO





## RAPGAP 3.00

- HERACLES 4.6 for QED radiative effects
- CTEQ5L PDF
- $m_b = 4.75 \text{ GeV}$ ,  
 $m_c = 1.5 \text{ GeV}$

## DJANGO 1.3

- CTEQ5D PDF

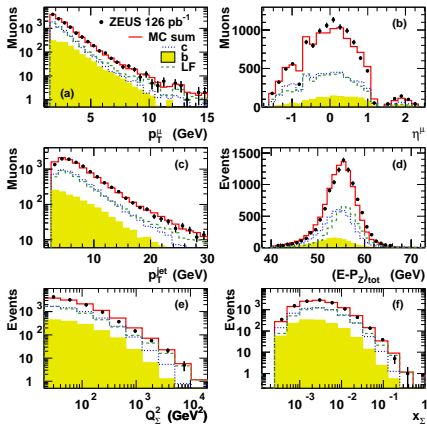
## CASCADE

- to simulate  $J/\psi$

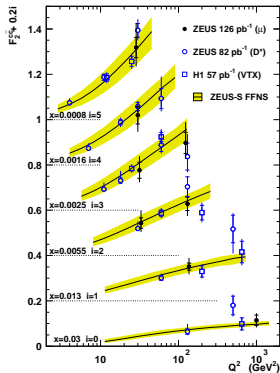
## HVQDIS (FFNS)

- $\mu_R^2 = \mu_F^2 = Q^2 + 4m_q^2$
- $m_b = 4.75 \text{ GeV}$ ,  $m_c = 1.5 \text{ GeV}$
- ZEUS-S PDF fit
- $\epsilon_b = 0.0035$ ,  $m_c = 0.035$
- $\mathcal{B}(b \rightarrow \mu) = 0.209 \pm 0.004$

## ZEUS



## ZEUS



## RAPGAP 3.1

- MRST2004F3LO PDFs
- $m_b = 4.75 \text{ GeV}$ ,  
 $m_c = 1.5 \text{ GeV}$

## PHOJET 1.3

- $\gamma p \rightarrow X$

## MSTW (GM VFNS)

- $\mu_R = \mu_F = Q$
- $m_b = 4.75 \text{ GeV}$ ,  
 $m_c = 1.4 \text{ GeV}$
- MSTW08 PDFs

## H1

- $\mu_R^2 = \mu_F^2 = Q^2 + M^2$
- $m_b = 4.75 \text{ GeV}$ ,  
 $m_c = 1.4 \text{ GeV}$
- H1PDF2009 PDFs

## CTEQ

- $\mu_R^2 = \mu_F^2 = Q^2 + M^2$
- $m_b = 4.5 \text{ GeV}$ ,  
 $m_c = 1.3 \text{ GeV}$
- CTEQ6.6 PDFs

## CCFM

- $\mu_R^2 = \mu_F^2 = \hat{s}^2 + Q_T^2$
- $m_b = 4.75 \text{ GeV}$ ,  
 $m_c = 1.4 \text{ GeV}$
- A0 PDFs

