

HEP detectors overview and example

Christian Bohm

Stockholm University

Outline

Introduction

LHC and its detectors

ATLAS and its subdetectors

Trigger and Data Acquisition

Synchronization

Future

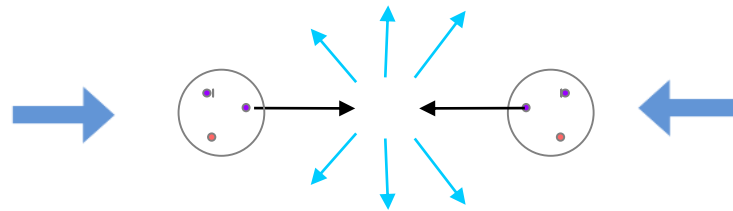
Introduction

We study new physics by **colliding high energy particles**

New particles are produced from the energy released when they collide.

If we collide protons the probability (cross section) for this is very small.

Not only must the protons collide head on but also their constituent quarks.



We have done this for some time, so if we look for something new, it is a very rare such event.

And if we find it, we want many such events to believe the results

Thus,

- **We must collide a large number of protons each time – use high luminosity proton beams**
- **We must repeat collisions many times – use high collision rates**

Why we need many events

To determine if our **N** new observed events constitute a discovery we must determine if the same data could be produced by combinations of well-known events. The probability for is the background **B**.

For **N** to be a discovery **N** must be significantly larger than **B**

For example if **N** is 80 and **B** is 64 then $\sigma(\mathbf{B})$ is 8 (assume Poisson distribution)

N is 2σ away i.e. 5% probability that **N** is just random noise

If we measure twice as long **N** will be 320, **B** is 256 and $\sigma(\mathbf{B})$ is 16 i.e. about 4σ away (0.006% that it is random noise). Much smaller probability that **N** is due to random noise but not enough.

5σ (0.00005% it is random noise) is required for discovery.

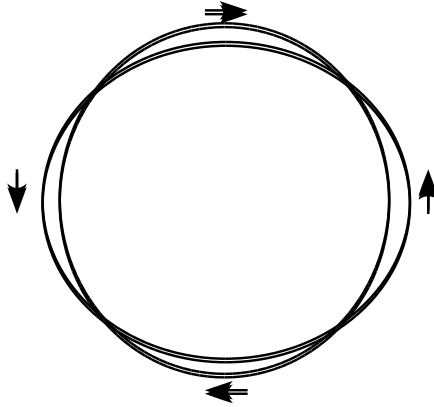
The significance of **N can grow after more measurements, but the significance could also decrease or even disappear.**

There are many 3σ that have disappeared, but a 5σ must have been a 3σ at some point.

We need many events:

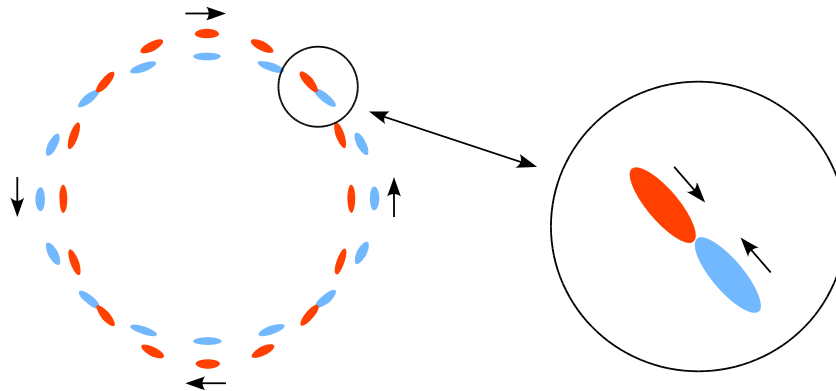
- **if we look for something new (and rare) or**
- **If we want to improve the statistics and make precision measurements**

One solution to get high luminosity and high repetition rate is to circulate the particles (e.g. protons) in two ring accelerators that cross in regions where the particles can collide



- **Most protons will pass through and continue to recirculate, but some would collide**
- **Eventually all protons will be lost, but before that they will pass each other many times**

A better solution is to group the protons in bunches and let the bunches collide

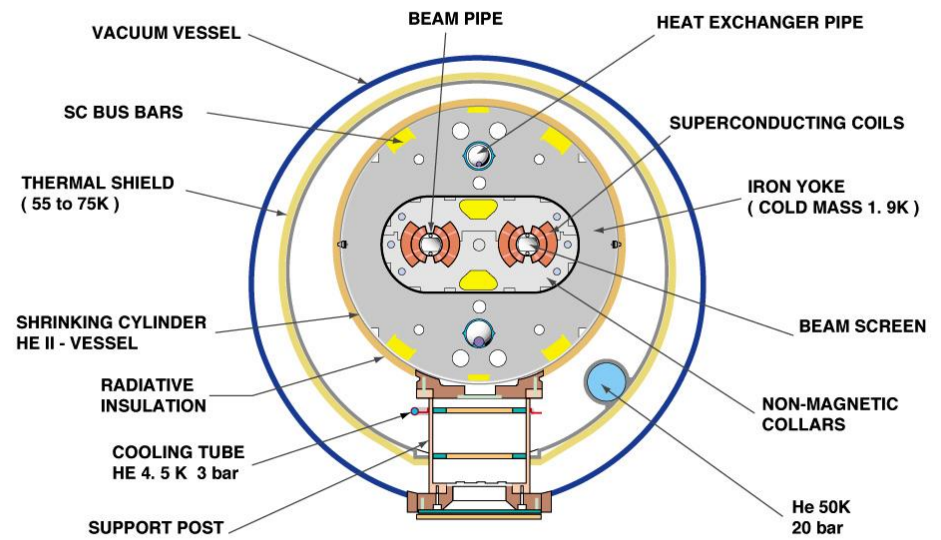


The Large Hadron Collider

- 27km circumference double ring collider
- 13 TeV (6.5+6.5) – 0.9999999991 times c , i.e. 3m/s less than c
- 4 interaction points with detectors – ATLAS, CMS, LHC-B and ALICE
- $1.5 \cdot 10^{34}$ protons/cm²/sec focused into 16 μ beams that collide
- 1600 superconducting magnets (up to 9T) to bend and focus the beams
- Bunches with about 10^{11} protons collide every 25 ns
- The total beam energy is 562 MJ – melts 2 ton copper
- Start of operations 2010 (2008)



CROSS SECTION OF LHC DIPOLE



A hierarchical system of accelerators

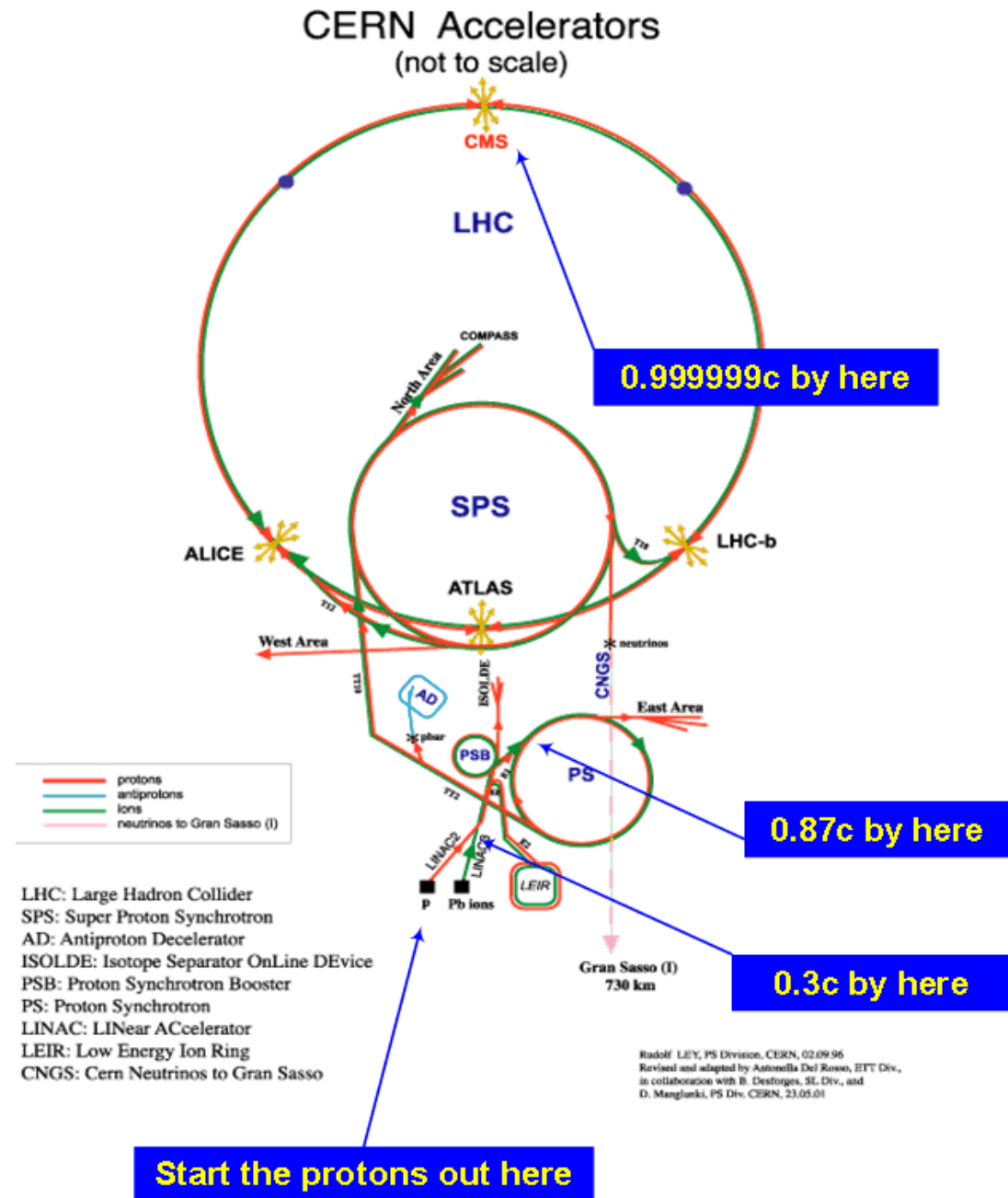
Lineac 2 → PS Booster → PS → SPS → LHC

50 MeV 1.4 GeV 25 GeV 450 GeV 6.5 TeV

One or two injections into LHC per day

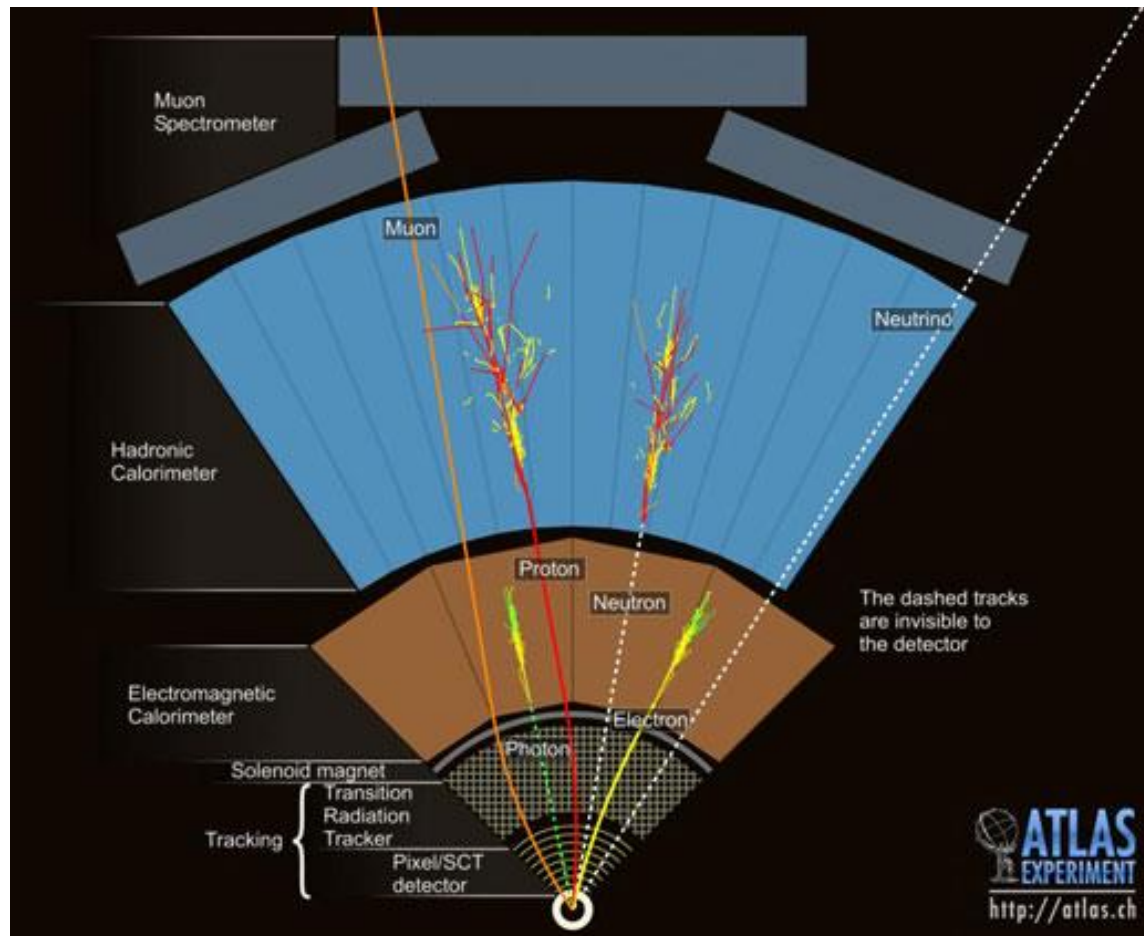
450 GeV injected protons accelerate to 6.5 TeV in 20 minutes

Aim for 7 TeV 2021



Identifying the collision event

- All short-lived particles decay before entering the detector itself
- Remaining particles: e^- , e^+ , γ , hadrons (p , n ..., jets), μ^+ , μ^- , ν , ?
- A high energy quark will pick up other quarks as it leaves the interaction point, creating a hadron jet
- Onion-like construction with multiple subdetector and magnet shells:
 - Inner detector to find charged particle tracks
 - Magnets to deduce charge and momentum
 - Electromagnetic calorimeter to measure e/γ tracks and energy
 - Hadron calorimeter to measure hadron tracks and energy
 - Muon detector to detect muon tracks and momentum



Transverse plane

Identifying the collision event



Transverse vectorial momentum sum should be 0
 If not, something is missing – a neutrino, or something more exiting

Broken parts must be corrected for

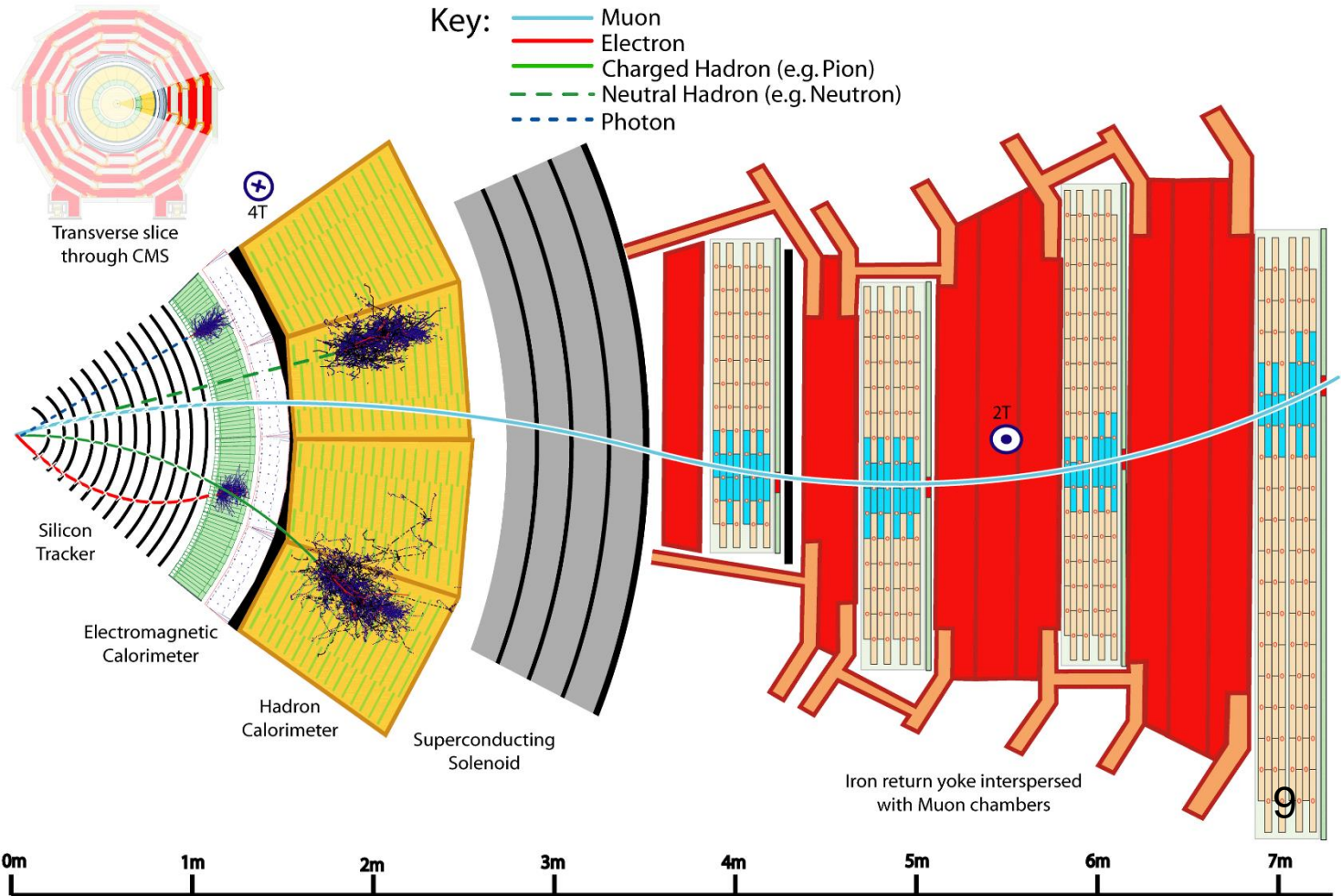
Group particles from the same interaction point – could be outside beam pipe

Deduce source particle:

$$e^+ + e^- \rightarrow Z$$

$$\mu^+ + \mu^- \rightarrow Z$$

$$2Z \rightarrow H$$

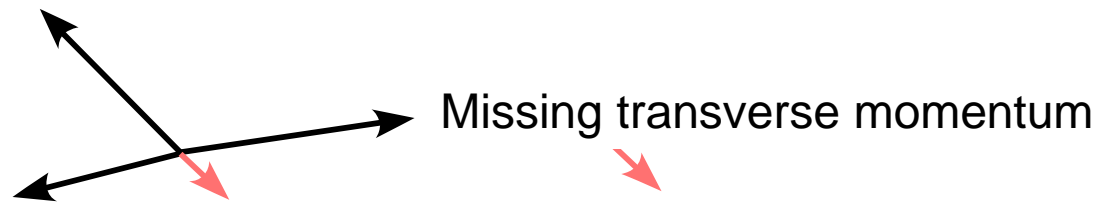


Desirable properties

High precision inner detector position information, but amplitude information is not needed – many layers and many channels

It should be a light construction that does not compromise calorimeter resolution

Good energy information in calorimeters and muon detector to determine missing momentum



All detectable particles should be detected – hermeticity

Detector signals are long, many bunch crossings, but must be associated with correct bunch crossing, if not, false missing momentum – **pile-up** problem at high count rates

E/M calorimeter should be deep enough to contain electrons and γ

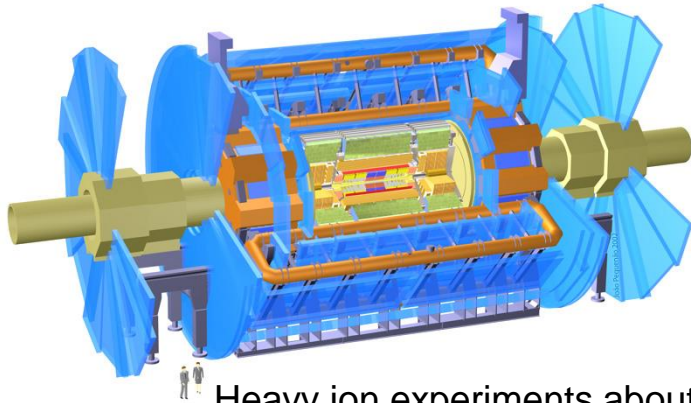
Hadron calorimeter should be deep enough to contain hadrons

Radiation levels determine choice of detectors and electronics

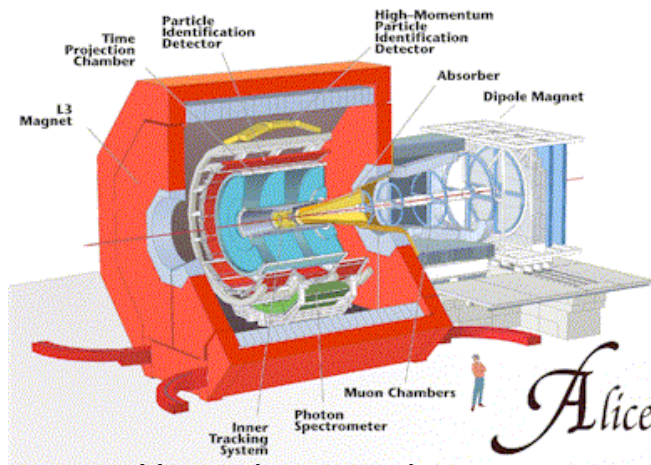


Design compromises necessary for economical reasons

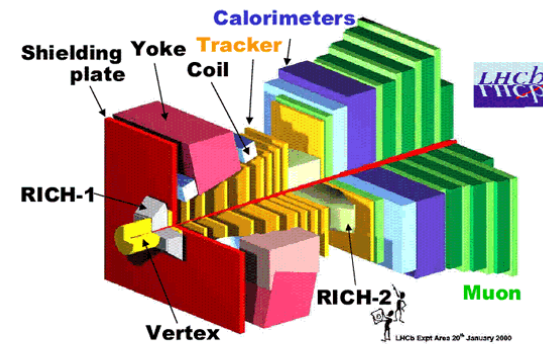
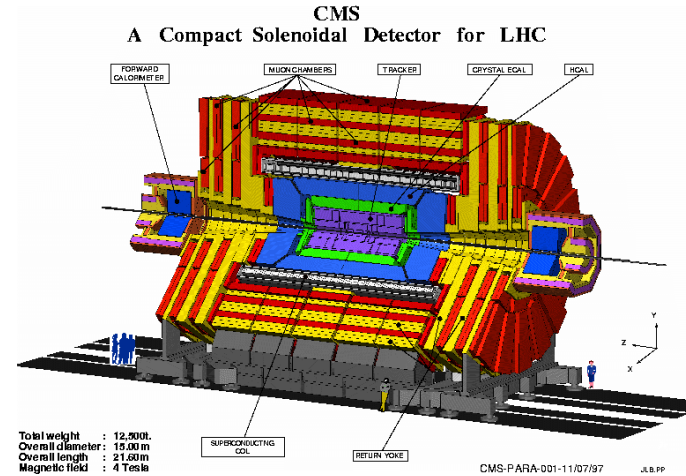
LHC Detectors



Heavy ion experiments about 2 weeks/year



Heavy ion experiments, Pb – Pb or Au – Au



Lower luminosity B physics

ATLAS -CMS

Similar but different – magnet system, detector solutions, TDAQ system
Competition – Collaboration

LHC results and cost

RESULTS so far

Higgs particle discovered 2012 July 4th (Nobel prize 2013)

No strong indications for BSM physics (Beyond Standard Model) yet

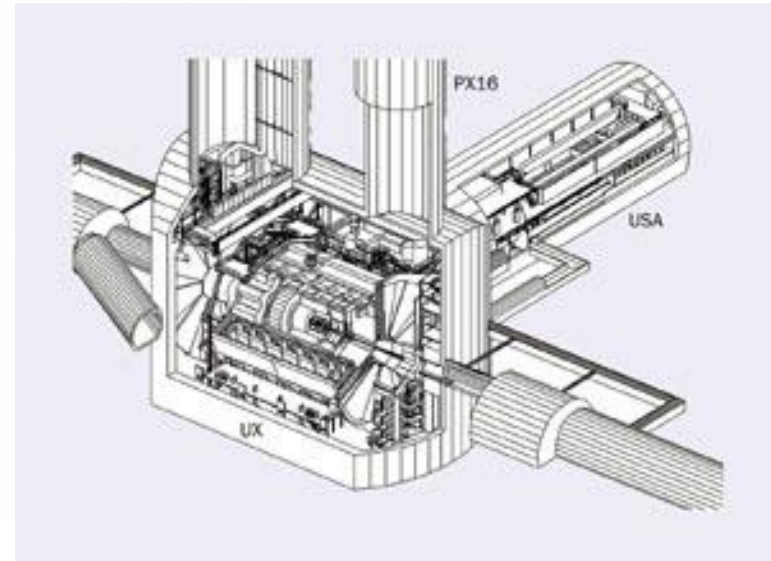
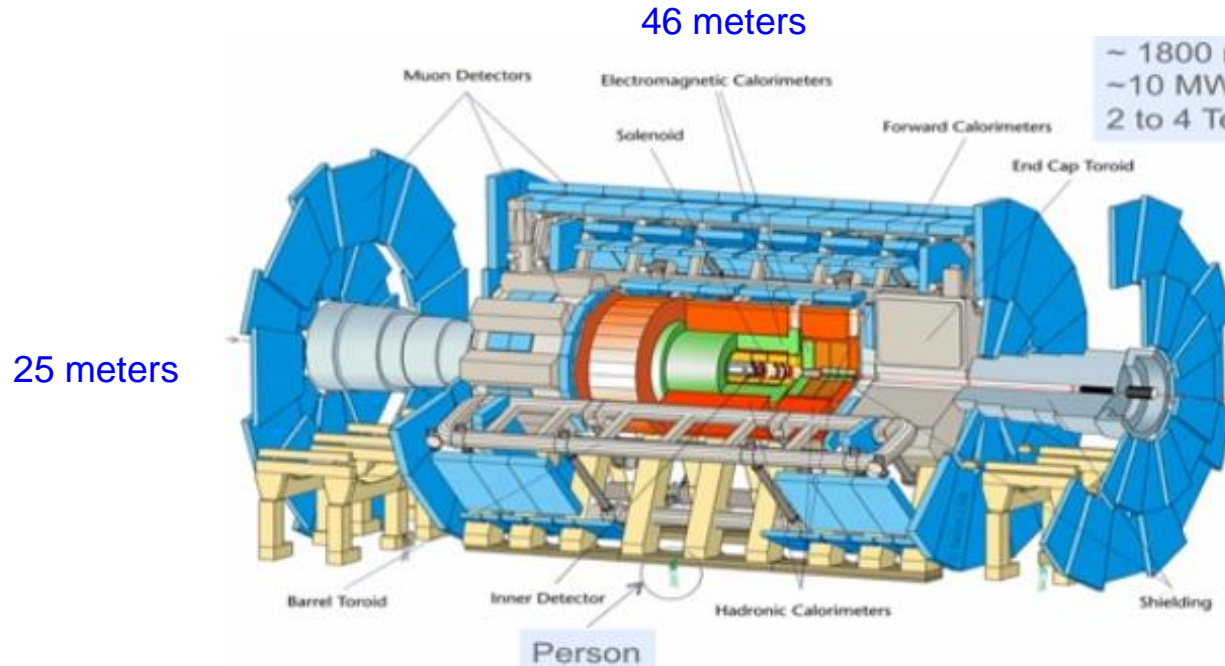
No SUSY (SuperSymmetry) yet

COSTS

LHC material costs ~3.1 G€

ATLAS material costs ~.3 G€

A Toroidal Apparatus - ATLAS



USA = Underground Storage Area
 100m below surface
 Access shafts 12 – 22 m diam.

Inner detector 1 bit? - ~86 Mch

E/M calorimeter 16 bit - ~300 kch

Hadron calorimeter 16 bit ~10kch

Muon detector x bit ~100 kch

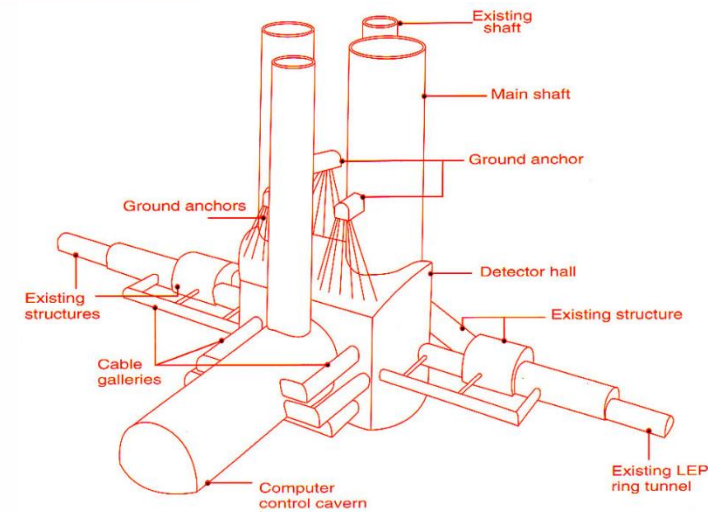
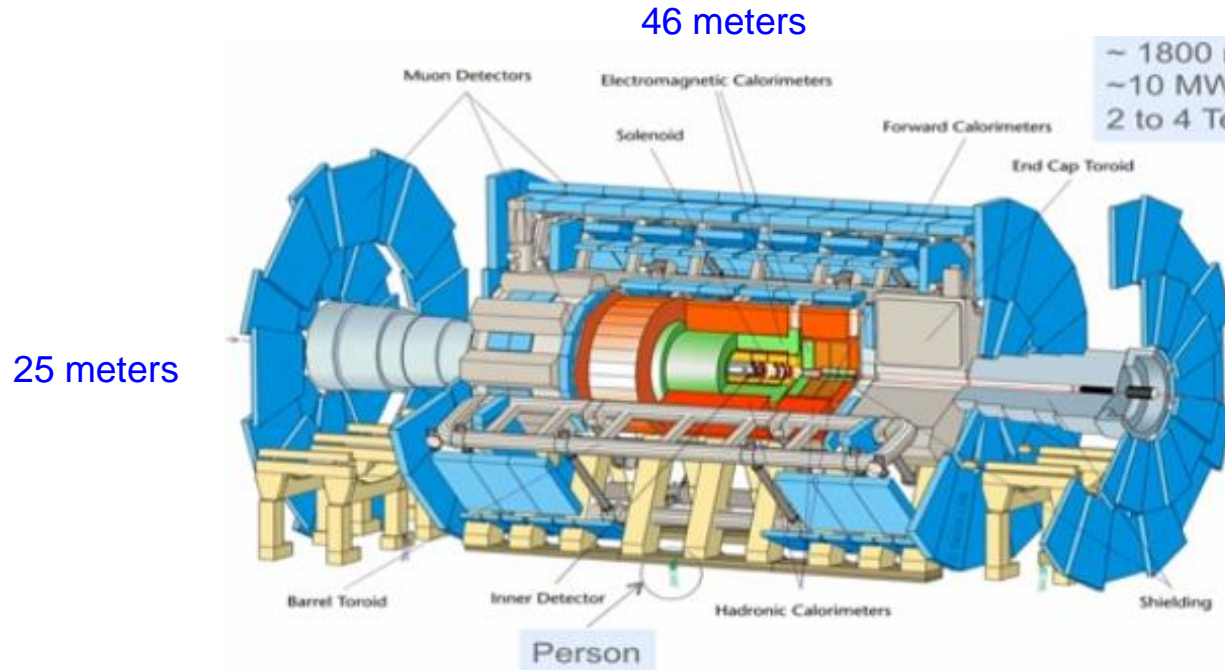
Weight 7000 tons

3000 physicists + x engineers

174 institutes from

38 countries

A Toroidal Apparatus - ATLAS



USA = Underground Storage Area
 100m below surface
 Access shafts 12 – 22 m diam.

Inner detector 1 bit? - ~86 Mch
 E/M calorimeter 16 bit - ~300 kch
 Hadron calorimeter 16 bit ~10kch
 Muon detector x bit ~100 kch

Weight 7000 tons
 3000 physicists + many engineers
 174 institutes from
 38 countries

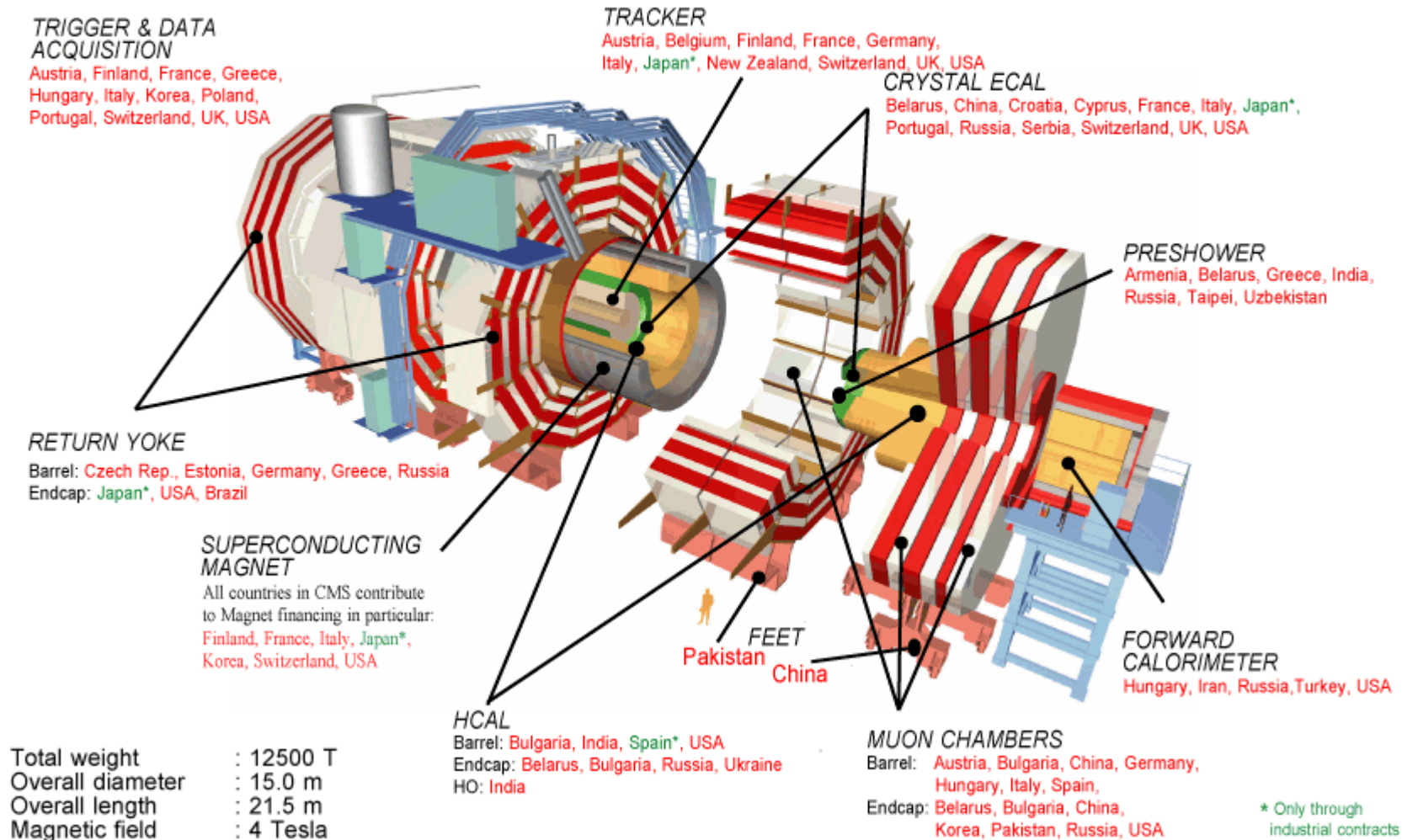
CMS – Compact Muon Solenoid



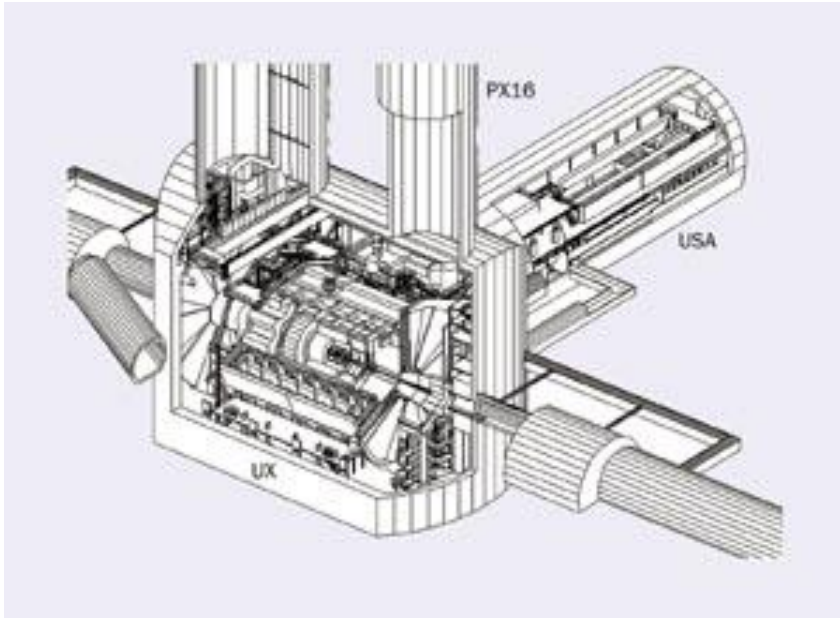
CMS Collaboration



36 Nations, 159 Institutions, 1940 Scientists (February 2003)



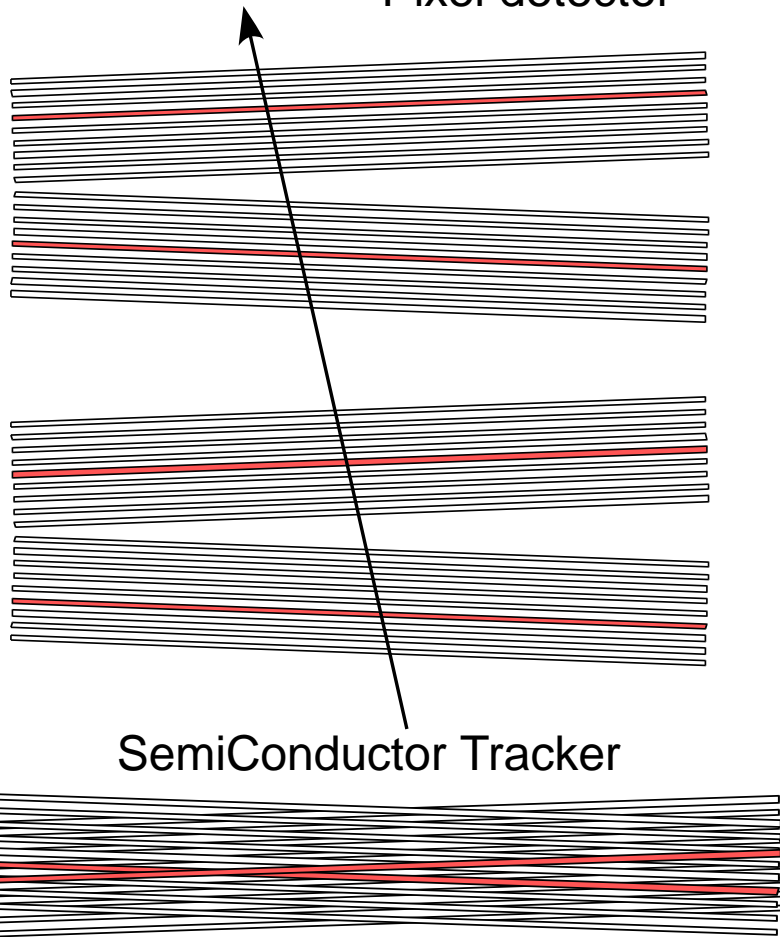
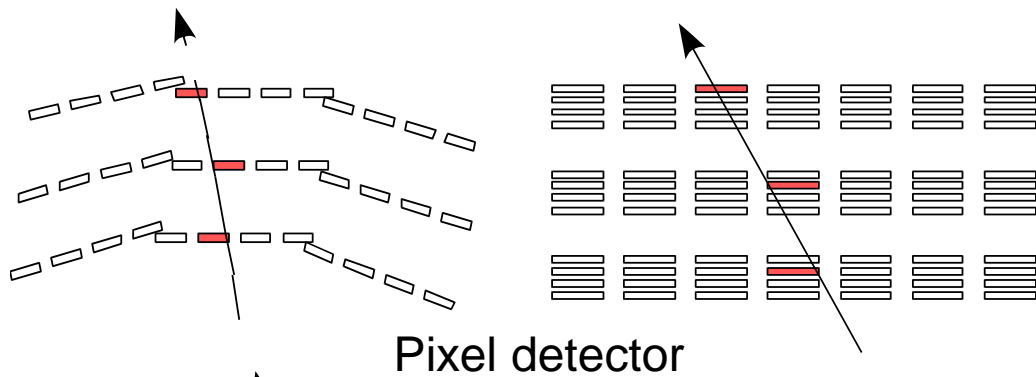
ATLAS installation



ATLAS installation



ATLAS inner detector

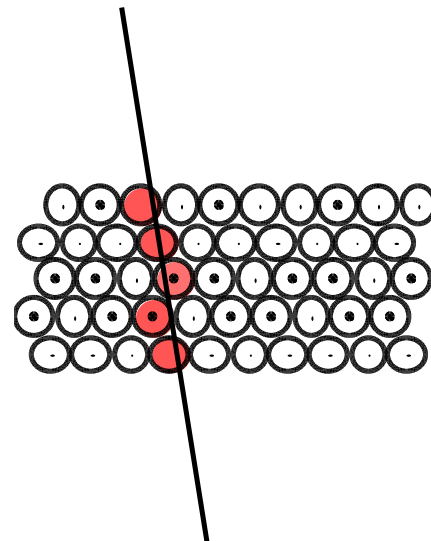


Magnetic field 2T
3 different detector types

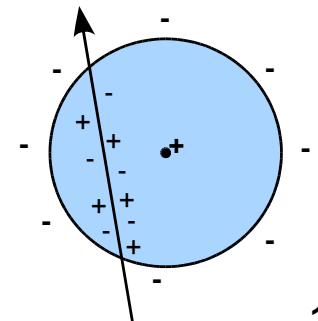
Pixel detector 80 Mch
Silicon pad detector 2D resolution
 $12 \mu \times 110 \mu$

Semiconductor Tracker (SCT) 6 Mch
Silicon strip detector (1D)
Double layers Resolution $23 \mu \times 800 \mu$

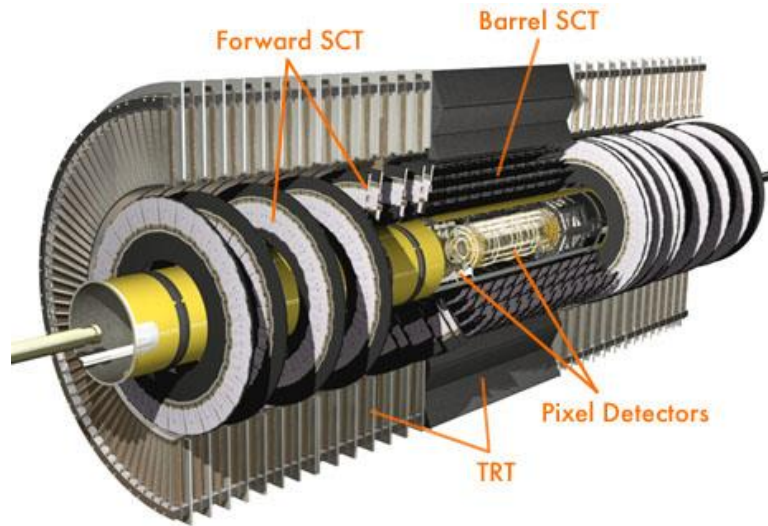
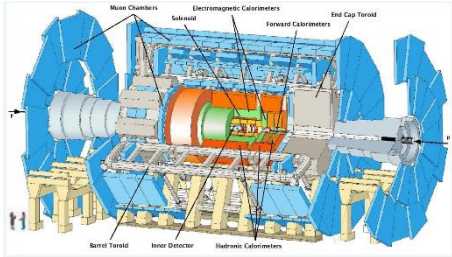
Transition Radiation Tracker (TRT) 300kch
Gas detector – straw tubes
Electron identification



TRT



ATLAS inner detector

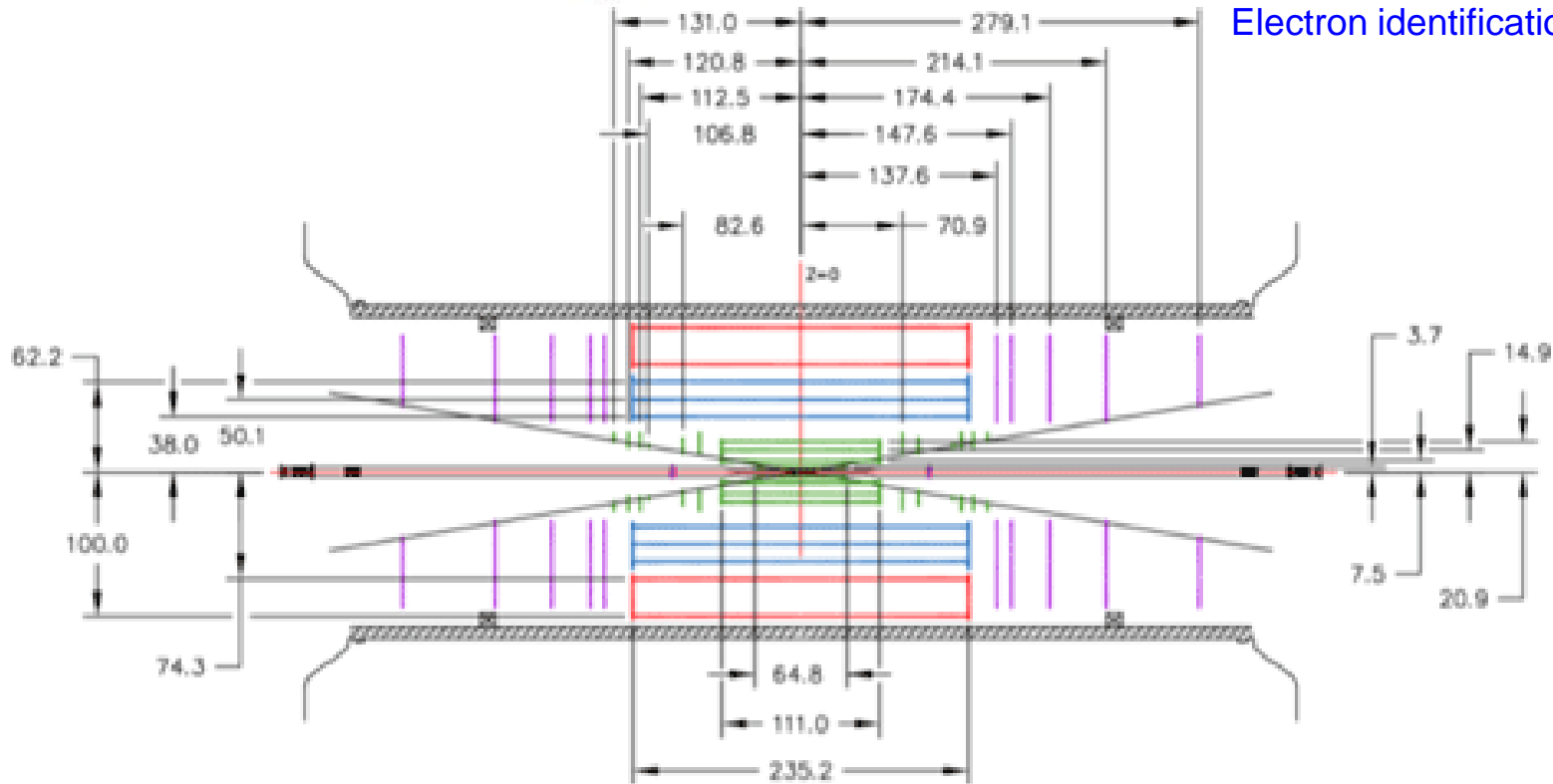


Magnetic field 2T
3 different detector types

Pixel detector 80 Mch
Silicon pad detector 2D resolution $12 \mu \times 110 \mu$

Semiconductor Tracker (SCT) 6 Mch
Silicon strip detector (1D)
Double layers Resolution $23 \mu \times 800 \mu$

Transition Radiation Tracker (TRT) 300kch
Gas detector – straw tubes
Electron identification



ATLAS inner detector

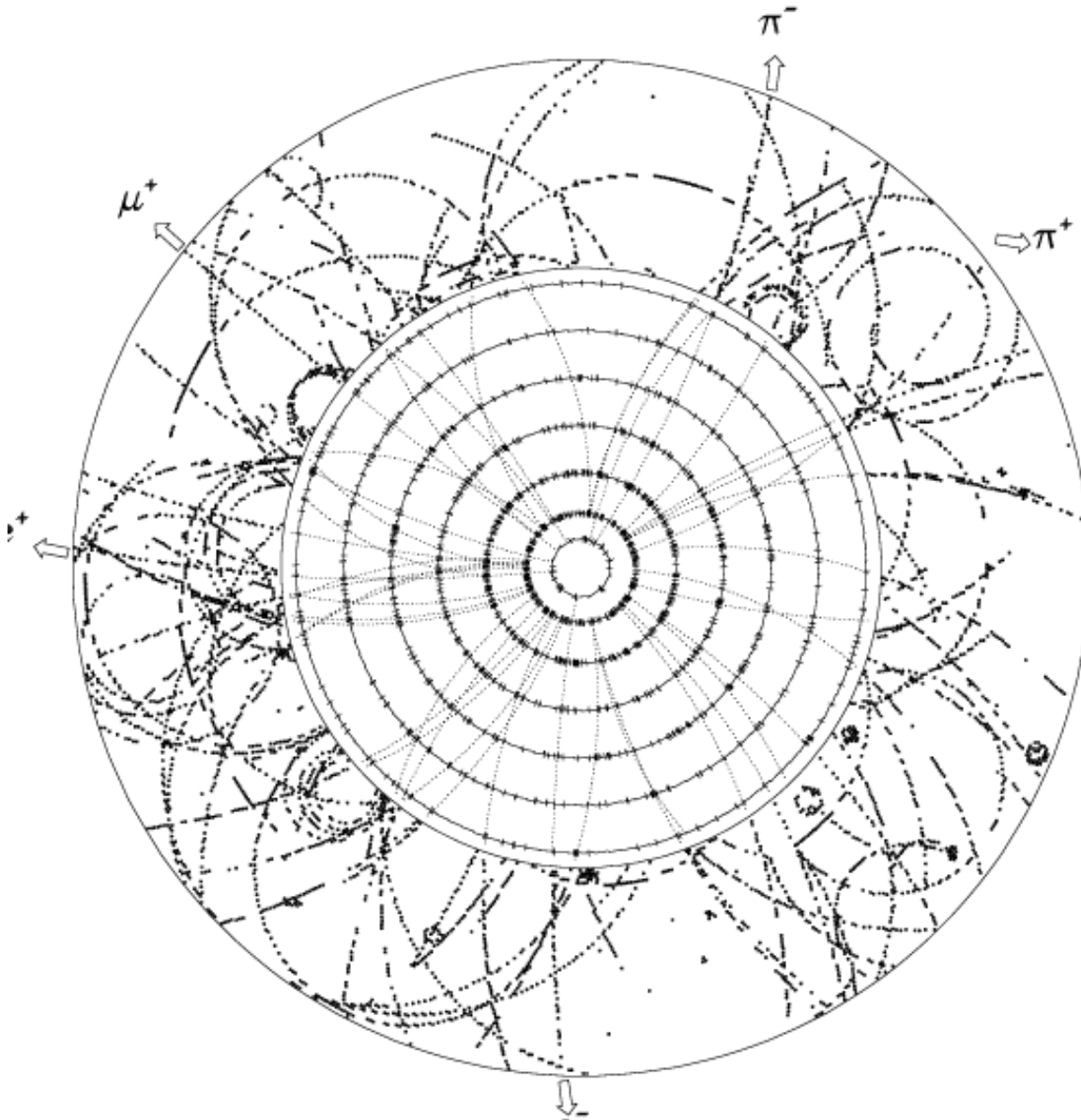
Magnetic field 2T
3 different detector types

Pixel detector 80 Mch
Silicon pad detector 2D resolution $12\ \mu \times 110\ \mu$

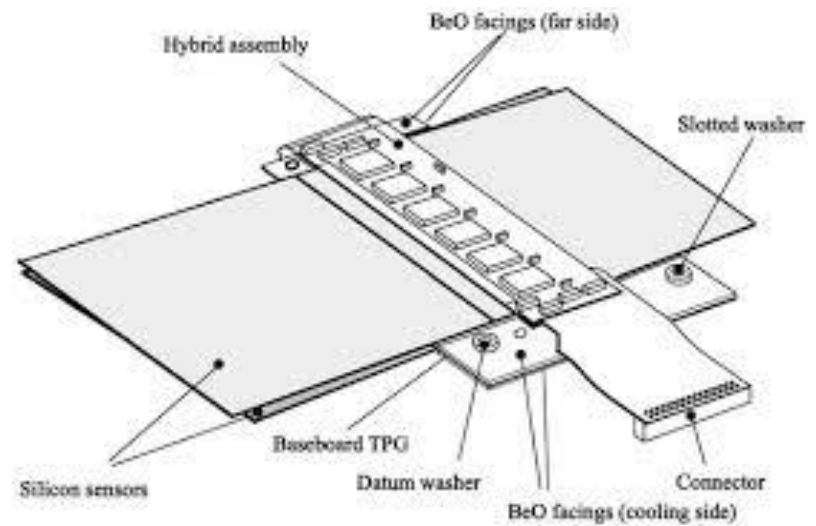
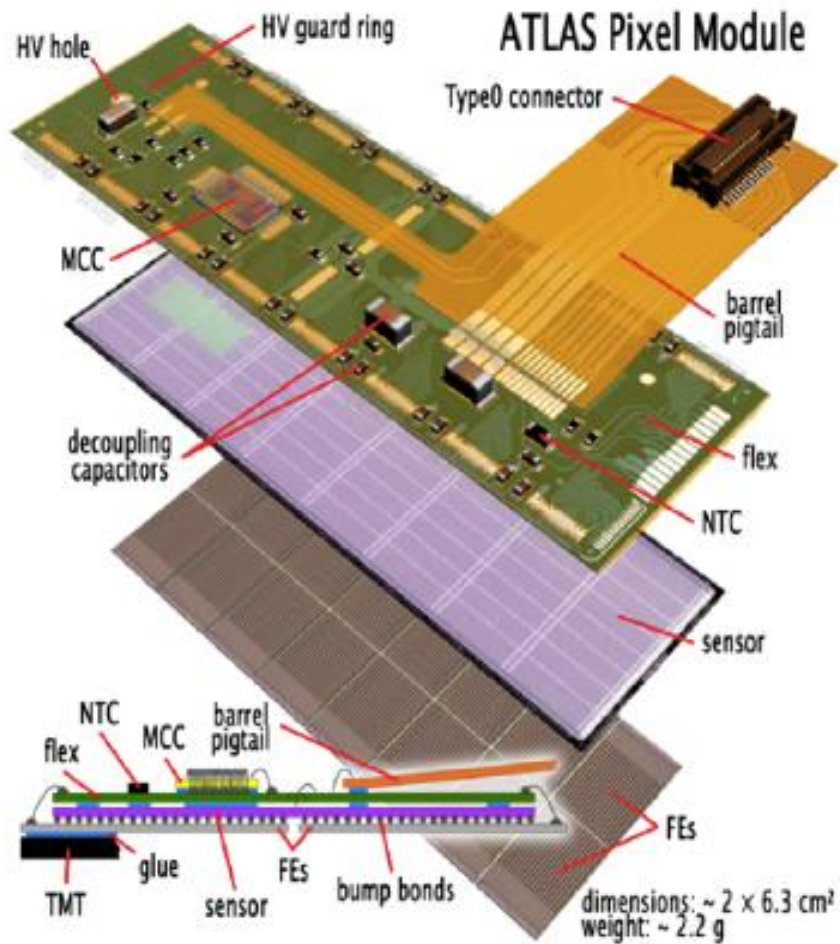
Semiconductor Tracker (SCT) 6 Mch
Silicon strip detector (1D)
Double layers Resolution $23\ \mu \times 800\ \mu$

Transition Radiation Tracker (TRT) 300kch
Gas detector – straw tubes
Electron identification

Pixel detector 3 sample points
Strip detector 4 sample points
TRT 36 sample points

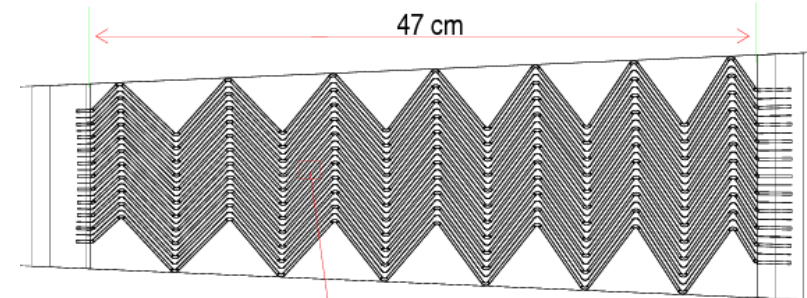

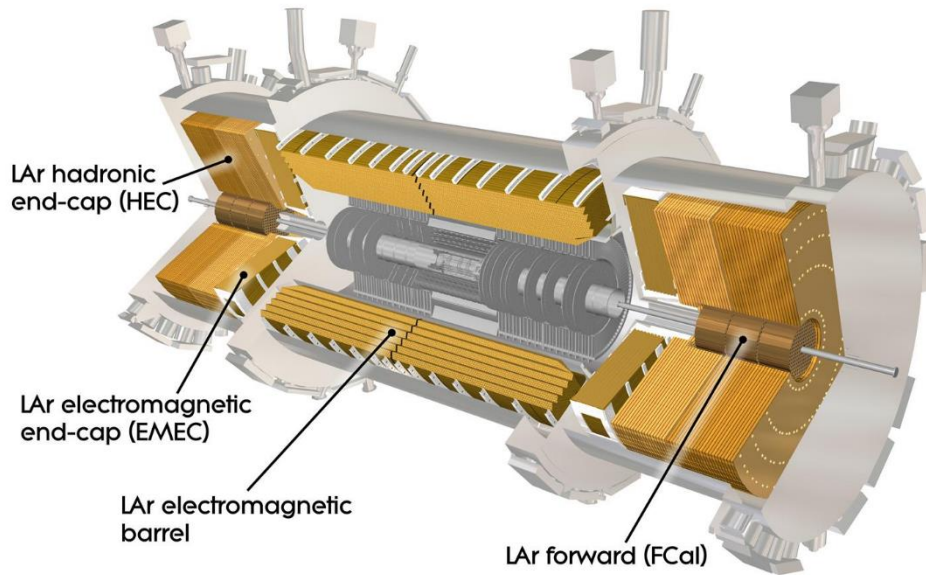


About 1000 particles



Radiation tolerance, power and cooling problematic

Liquid Argon e-m calorimeter

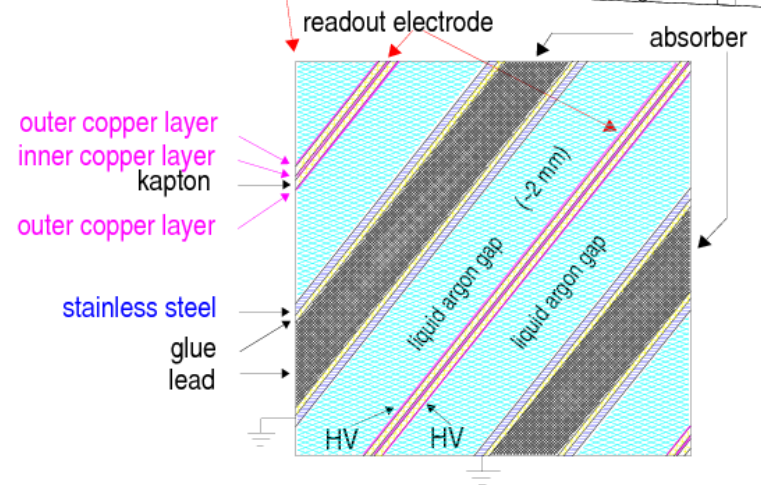
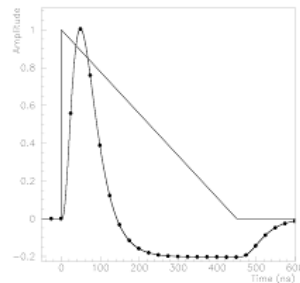


Liquid Argon-Lead/stainless steel calorimeter (87°K)

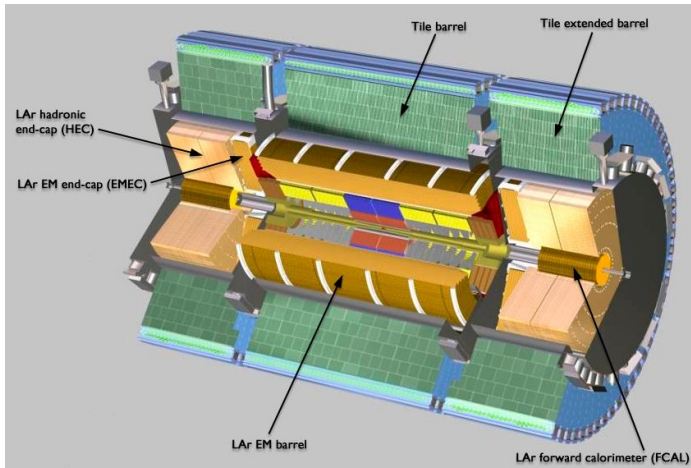
16-bit dynamic range

Cooled preamplifiers

4 layers + presampler



TileCal hadron calorimeter

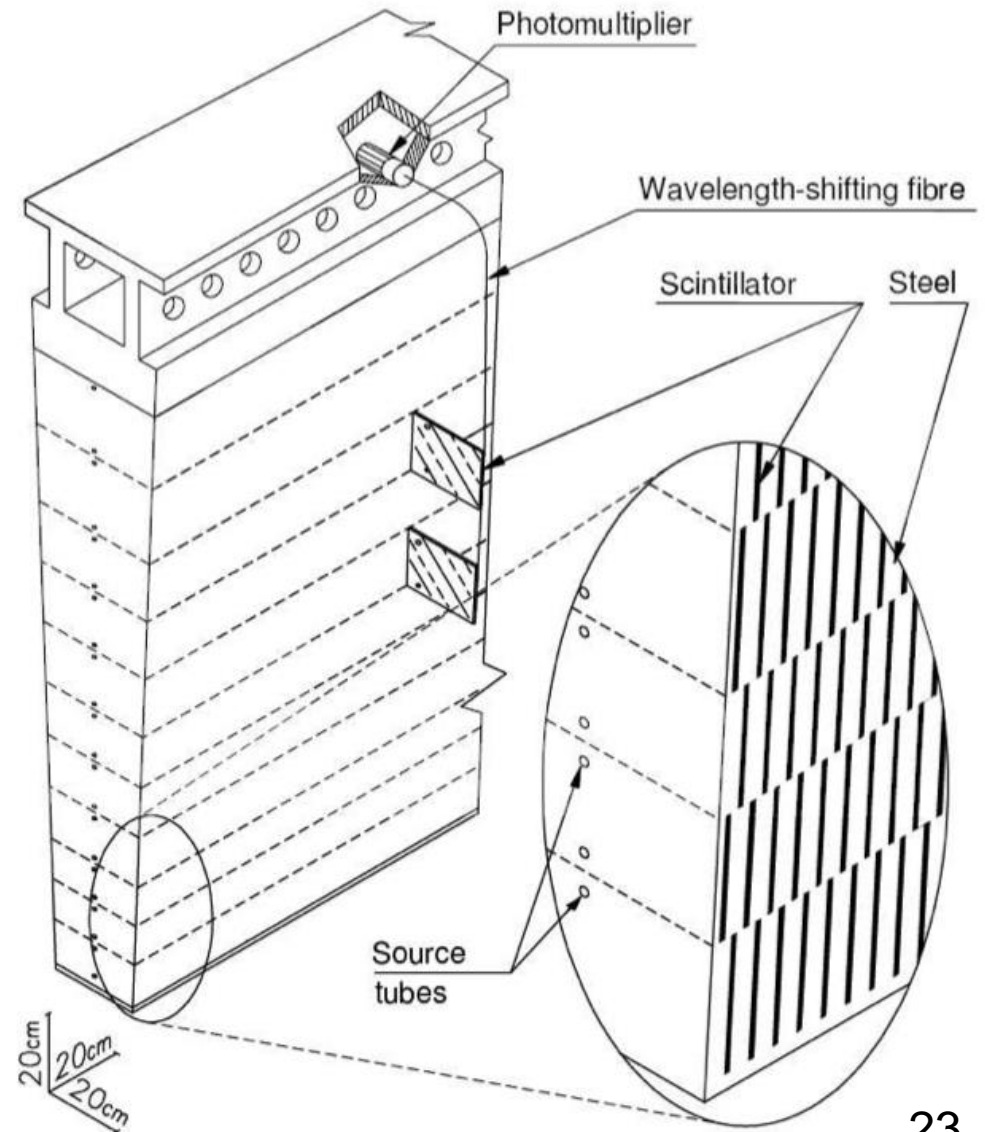
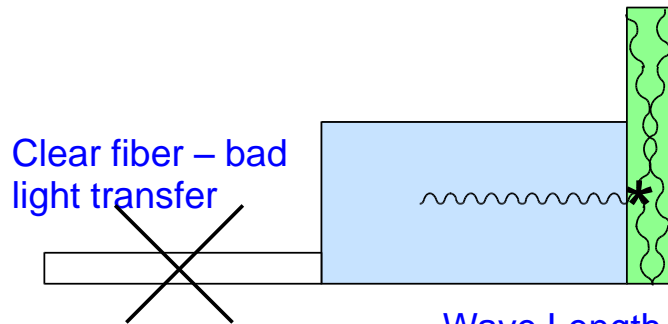


Interleaved steel and scintillator tiles

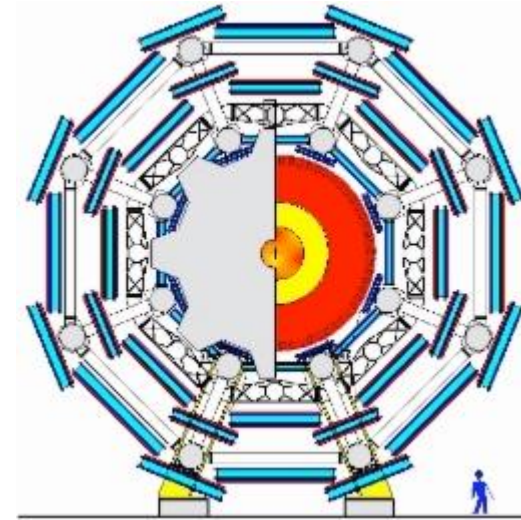
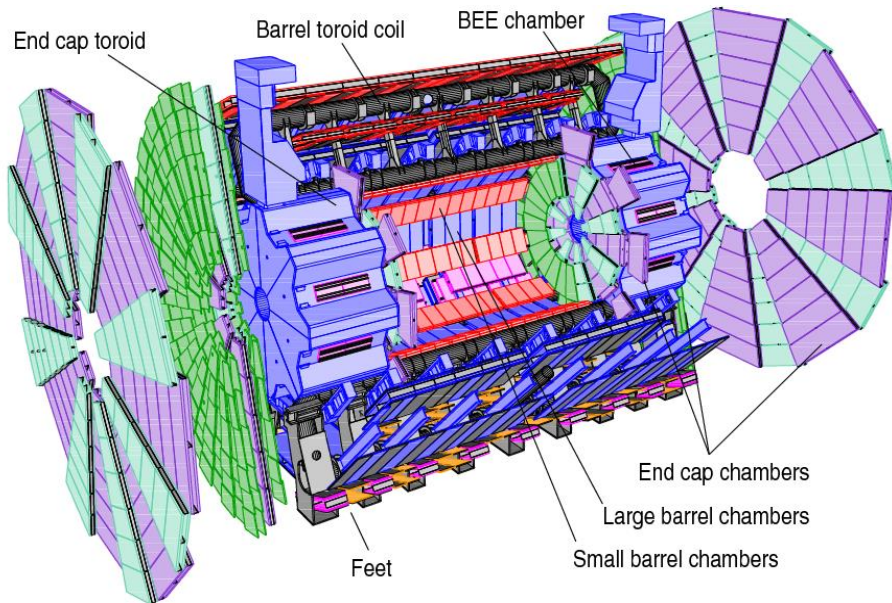
256 modules, each weighing 10 tons

4 depth layers

Coarse spatial but good amplitude resolution



The Muon Detector



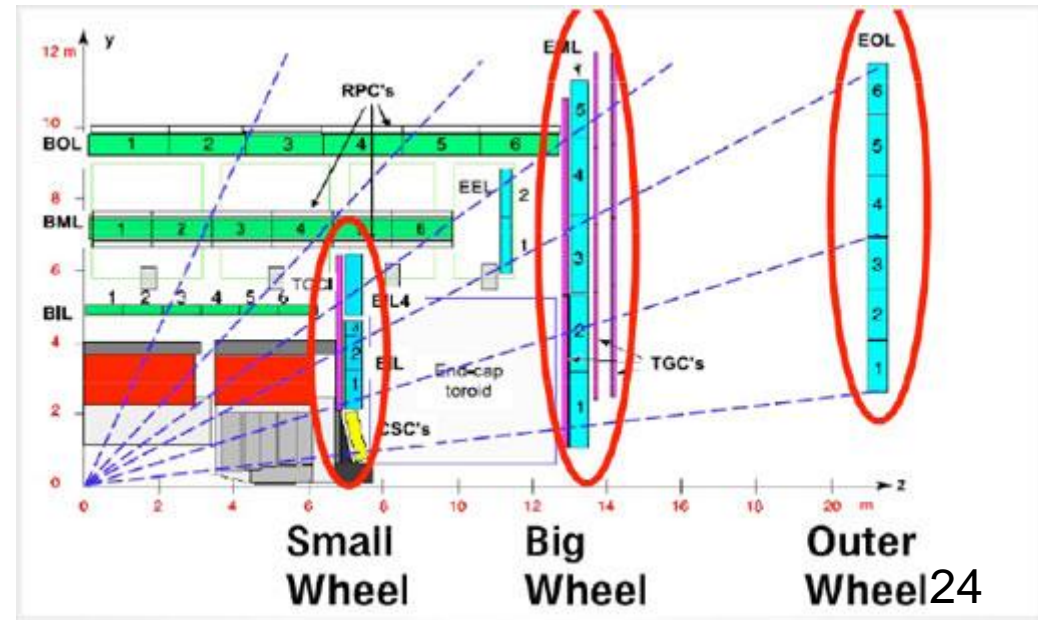
Geometrical alignment precision $30 \mu\text{m}$

Alignment can change due to temperature change or deformations when the magnet field is changed

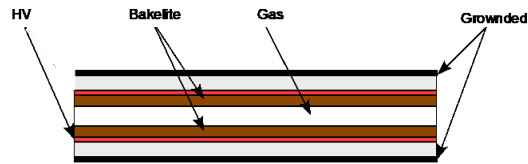
Cost → Use gas detectors, different types for precision and trigger and different types for normal and high intensity regions, close to beam pipe

MDT (Monitored Drift Tubes) and CSC (Cathod Strip Chambers) for high precision. CSC for high intensity forward regions

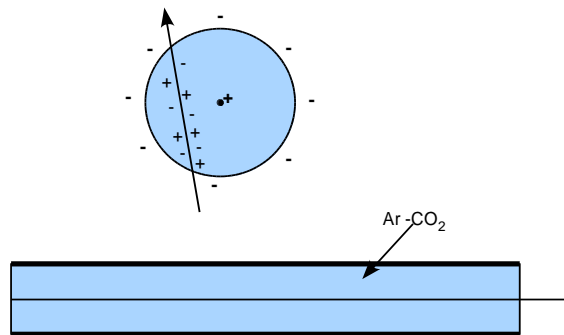
RPC (Resistive Plate Chambers) and TGC (Thin Gap Chambers) for trigger. TGC for high intensity regions.



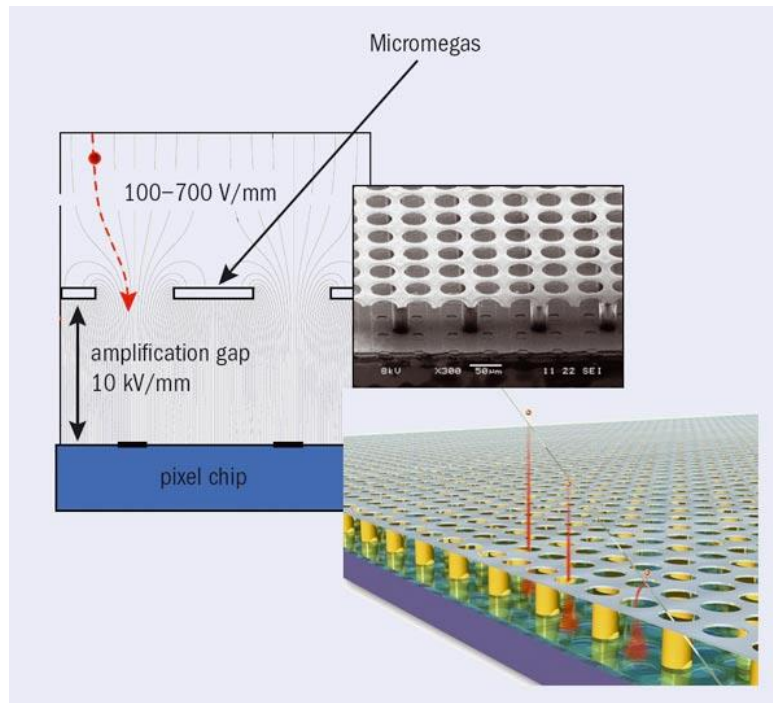
The Muon Detector



RPC – Resistive Plate Chamber



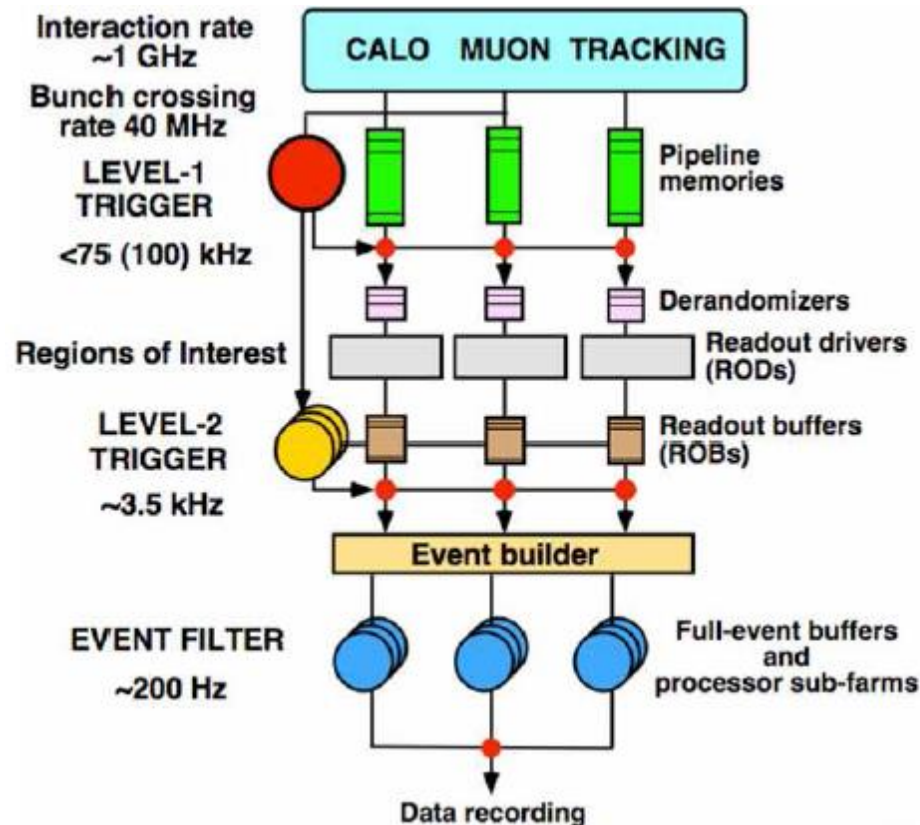
MDT – Monitored Drift Tubes



Micromegas for muon detector upgrade

Trigger and Data Acquisition (TDAQ)

Reading out all data, every bunch crossing, completely impossible - data transfer limitations
Solution -> use multilevel trigger – data storage limitations, radiation tolerance



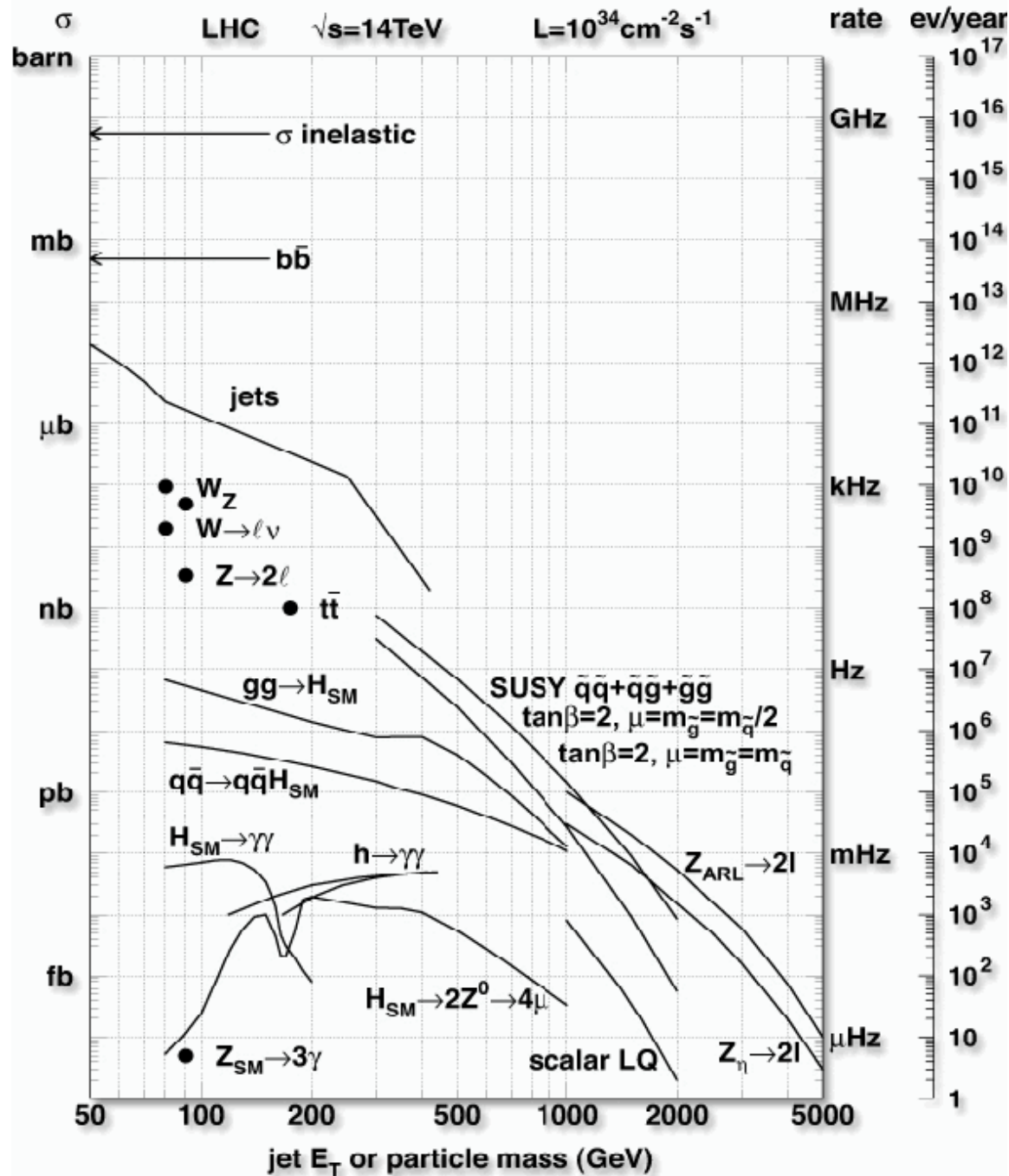
First level trigger – pipe-lined processing (in FPGAs) of merged calorimeter and muon data with reduced spatial and amplitude information - delivers Regions Of Interest

Second level trigger – PC based software processing full resolution data from all subdetectors but only from RIOs

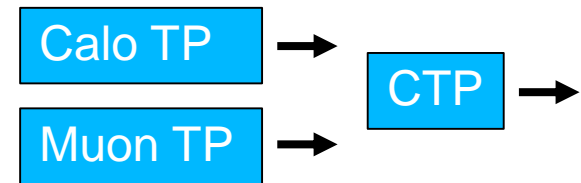
Third level trigger – Event Builder – PC farm to on-line analyze all data at highest precision

A first selection criteria is to require large transverse energy components to guarantee a head-on collision

Trigger and Data Acquisition (TDAQ)



First level trigger



The Calorimeter trigger processor and the Muon trigger processor reports to the **Central Trigger Processor (CTP)**

CTP looks for characteristic signatures in the data that indicates that the data contains an interesting event e.g.

- 4 isolated electrons or
- 4 muons or
- 2 high energy electrons over a certain threshold and 2 jets
- etc.

The search criteria are defined in the **Trigger Menu** data base

The current Trigger Menu selection is defined at the start of a run

All data can be stored on the detector for maximum 2.5 μs – the **latency** of the first level trigger

Before this, a decision must be made on saving or not saving that data

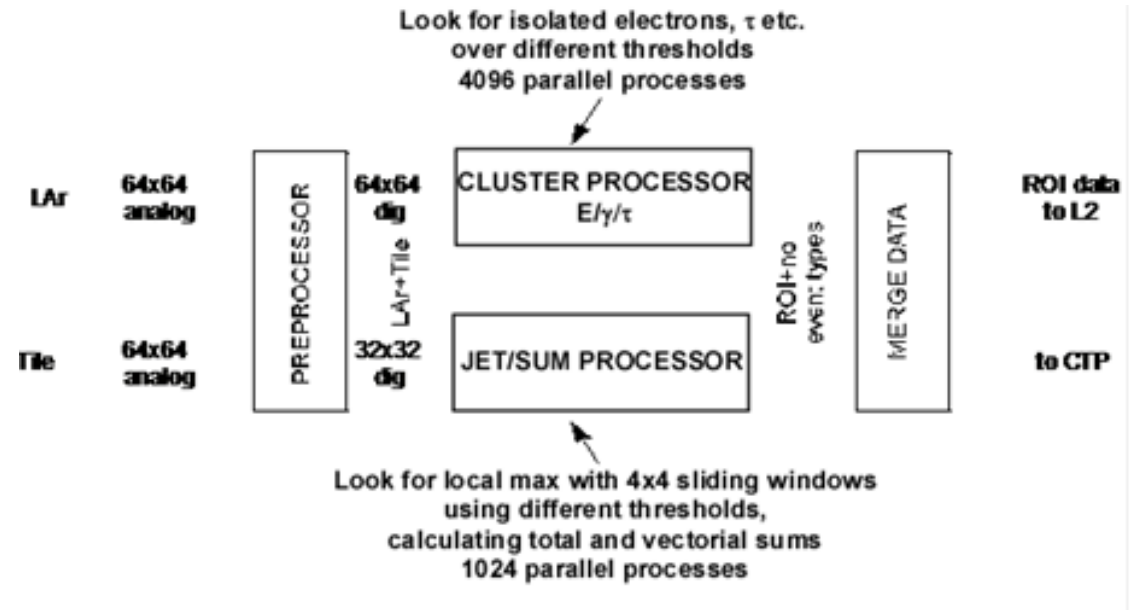

The specified data latency allows for sending the data from the detector to the trigger processor in USA-15 (Underground Storage Area), process it and send the result back to the detector for possible transmission of the entire data set.

First level trigger

Each bunch crossing, i.e. each 25ns

4096 trigger data values arrive from LAr and Tile

64 cell rows around the calorimeter cylinder and 64 cells in each row along the detector

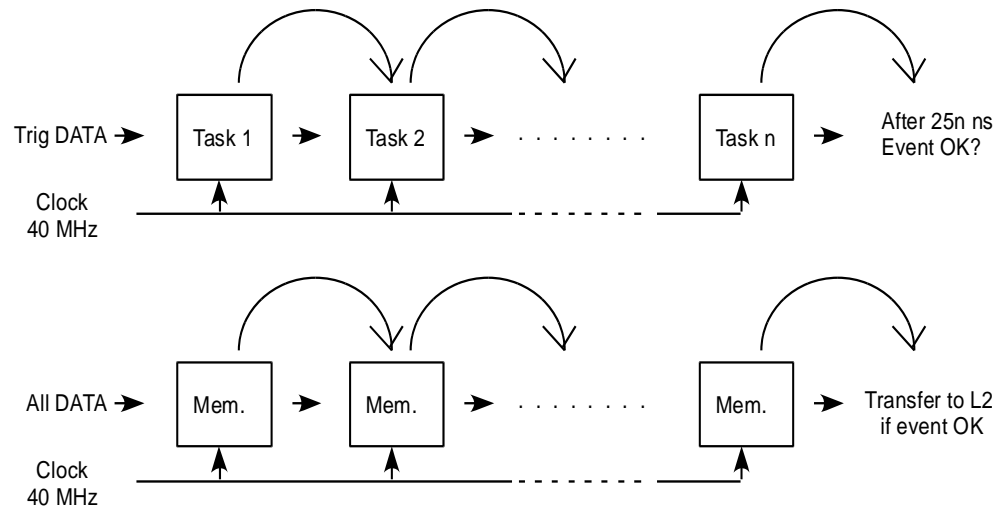


For each corresponding trigger cell one must study if it contained an interesting event

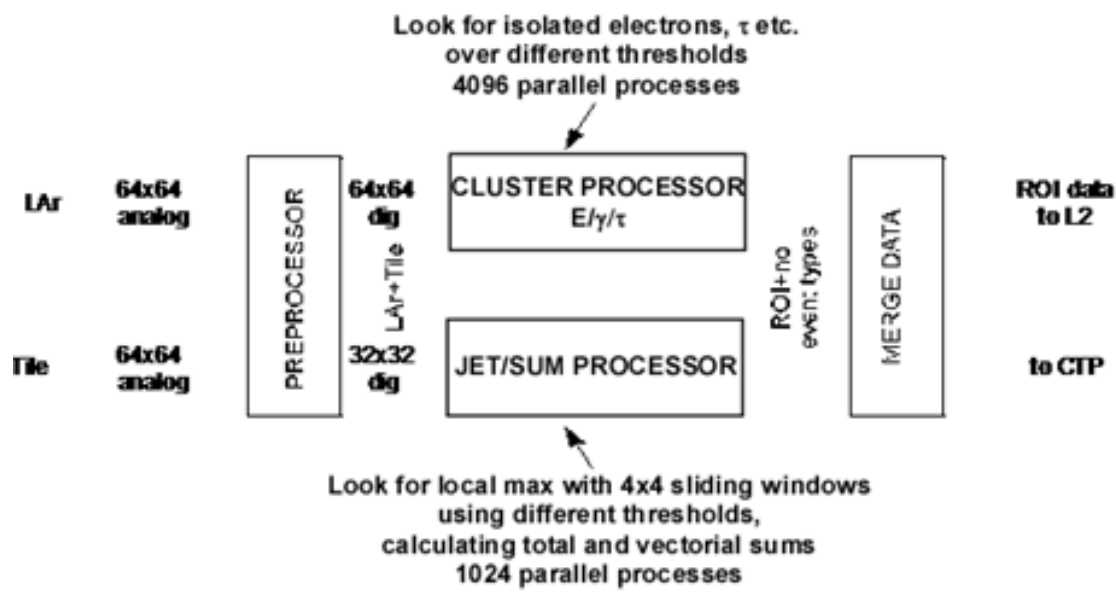
4096 parallel processes start every 25ns and should be completed within 1 μs

FPGAs widely used together with pipelined processing

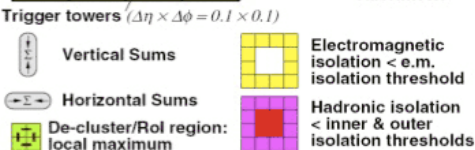
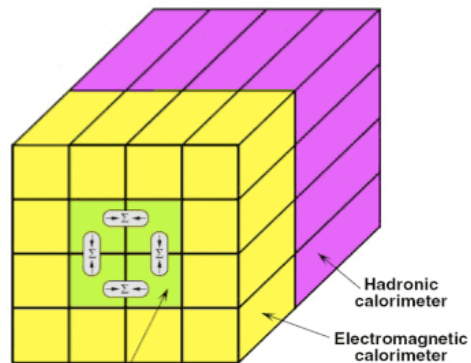
PIPELINED PROCESSING



First level trigger



CLUSTER FINDING e/γ ALGORITHM



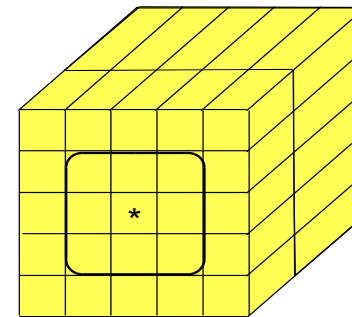
For each cell and each set of thresh.

Vert. SUM or Hor. SUM > thresh.

Em isolation SUM < thresh.

Had isolation SUM < thresh.

JET MAX ALGORITHM



Condition for jet maximum: $E_{NW}, E_{SW}, E_{SE}, E_{NE} < E_0$

Synchronization

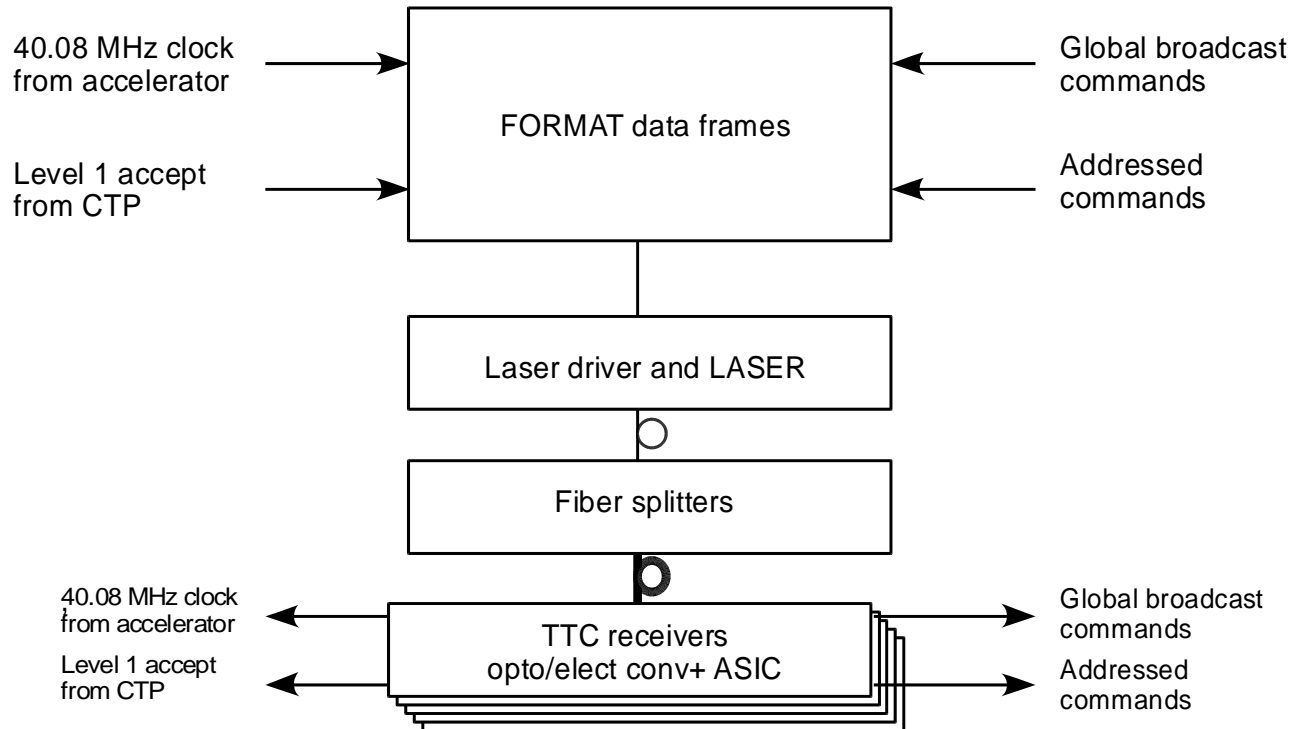
The Timing, Trigger and Control (TTC) system is responsible for synchronization

The accelerator clock 40.08 MHz distributed to all Front-End units with local phase control

L1A distributed to all FE-boards with programmable delay to maintain sync.

Addressed commands to configure local FE-boards

Maintains Bunch Crossing Identifier BCID to label events

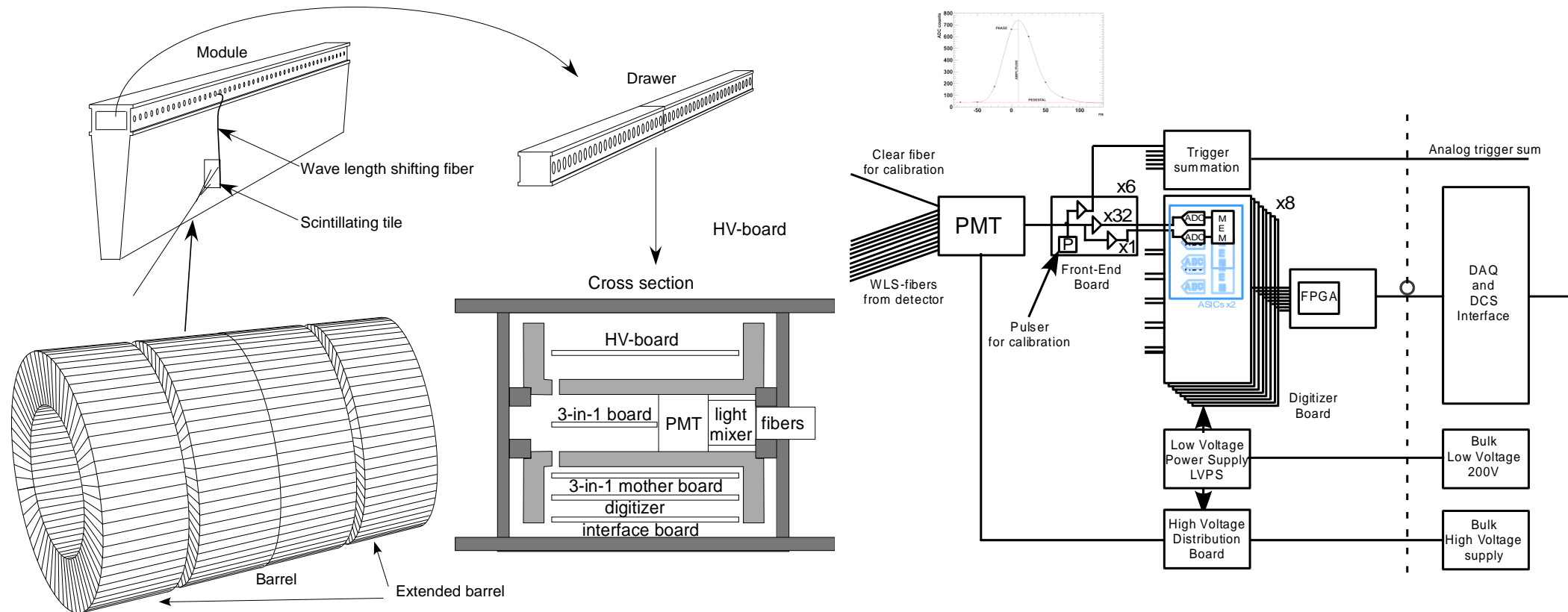


Detector Control - DCS

The Detector Control System or Slow Control, as it was called before, is responsible for initializing all system components including configuring the FPGAs

It is also responsible for safety functions

Front-End example - TileCal



4x64 modules (with electronics in "drawers") with 46 or 32 PMTs each read out by 2 10 bit ADCs (high and low gain)

256x8 Digitizer boards with 2 ASiCs each containing digital pipeline and de-randomizer

Analog trigger signals – digitized in USA-15

3 calibration methods: Charge injection, Laser and circulating source through detector

ATLAS upgrades

LHC have regular stops for longer maintenance and upgrade



End of operation 2037?

Upgrade phase 0

Prepared for almost full energy 13 TeV

Insertable B-layer – replaced the inner pixel layer

Upgrade phase 1

3 times higher luminosity, need better algorithms

Full energy 14 TeV

New Small Wheel?

Topological trigger – not only count event but also consider their geometrical relationship

LAr fully digital trigger

New trigger architecture

Upgrade phase 2 – Prepare for HE-LHC (High Energy LHC)

10 times higher luminosity, need still better algorithms

New Trigger system – level 0 (L0a: 1MHz, Latency: 6 μ s)/level 1(L1a:<400kHz, Latency: <30 μ s)?

New inner detector – no TRT, track trigger (introducing track data into Level 1)?

New TileCal electronics – read out all data to USA-15 – fully digital trigger

New trigger architecture L0/L1?, higher rates, longer latencies


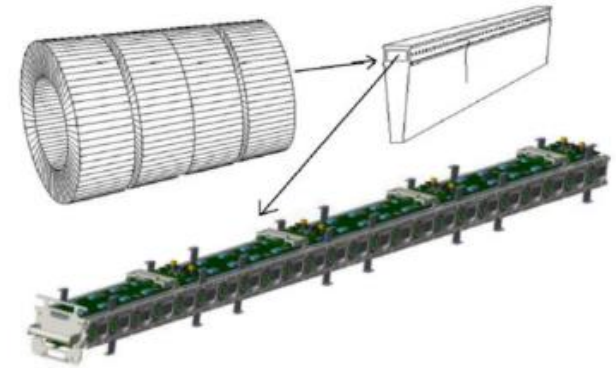
Track trigger?

Phase 2 upgraded TileCal electronics

More luminosity → upto 200 event/bunch crossing
→ more complex trigger processes → require more data
→ read out all data directly to off detector trigger
→ Many (4000) 9.6 Gbs links and large FPGAs

New TileCal electronics

Better redundancy, smaller units (failure less costly)
New Low Voltage Power Supplies (partly from South Africa)



Future

General trends

Higher energies
Higher luminosity
Higher granularity in all detector sub-systems
More complicated events to process early in the triggers
More on-detector FPGAs – new FPGAs more radiation tolerant to hard but not soft errors – develop correction strategies for soft errors
More high speed data transmission – 40 Gb/s or more
Early digitization – less analog, more digital

After 2037? ILC? CLIC? FCC?

Future Circular Collider
FCC
50+50TeV p – p
100 km circumference
Assumes new magnet technologies
(20 TeV magnets)



BUT THIS IS FOR YOU!