

VISUALISATION SYSTEM OF ALICE

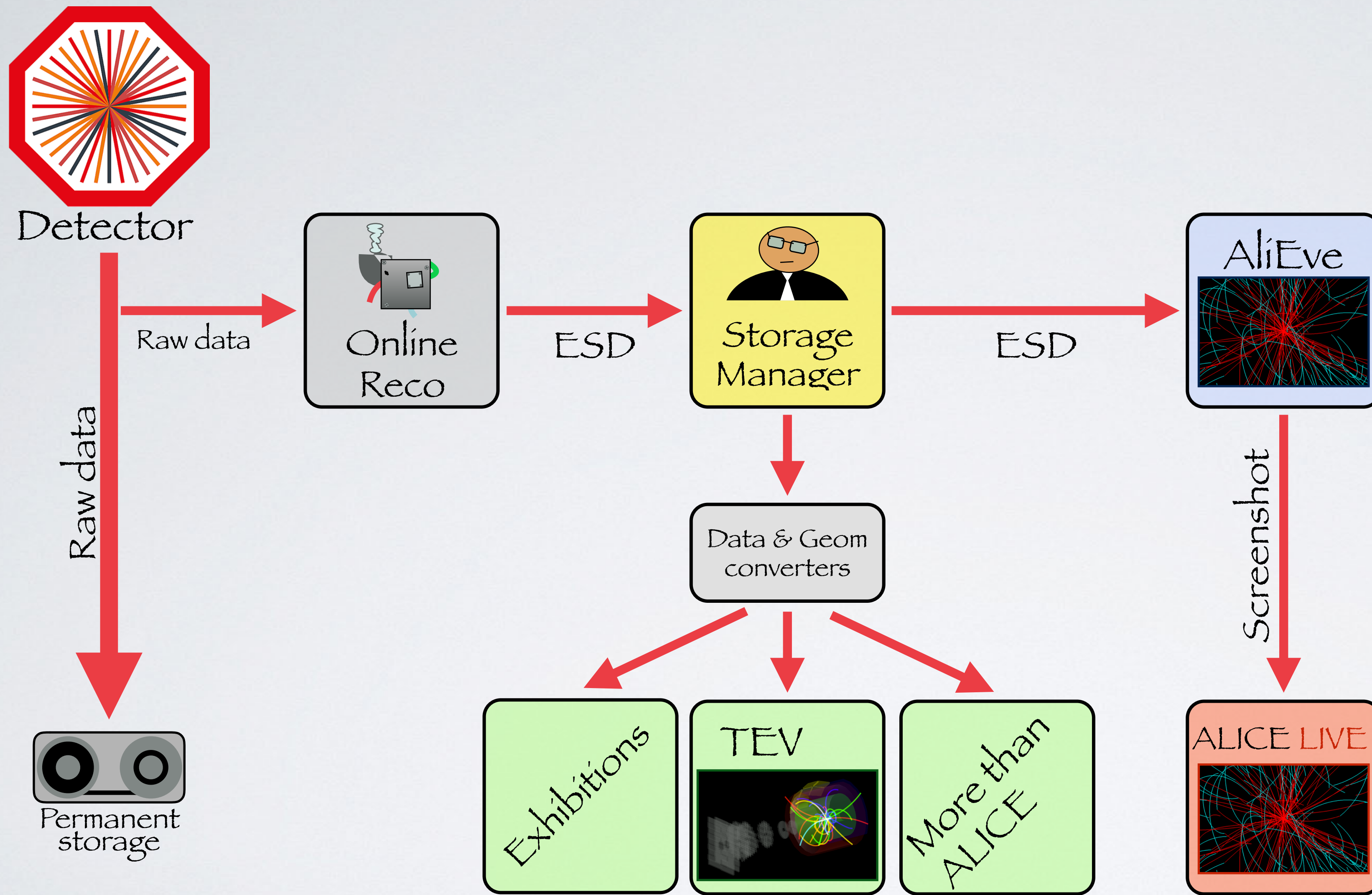
SHIFTERS TRAINING

Jeremi Niedziela

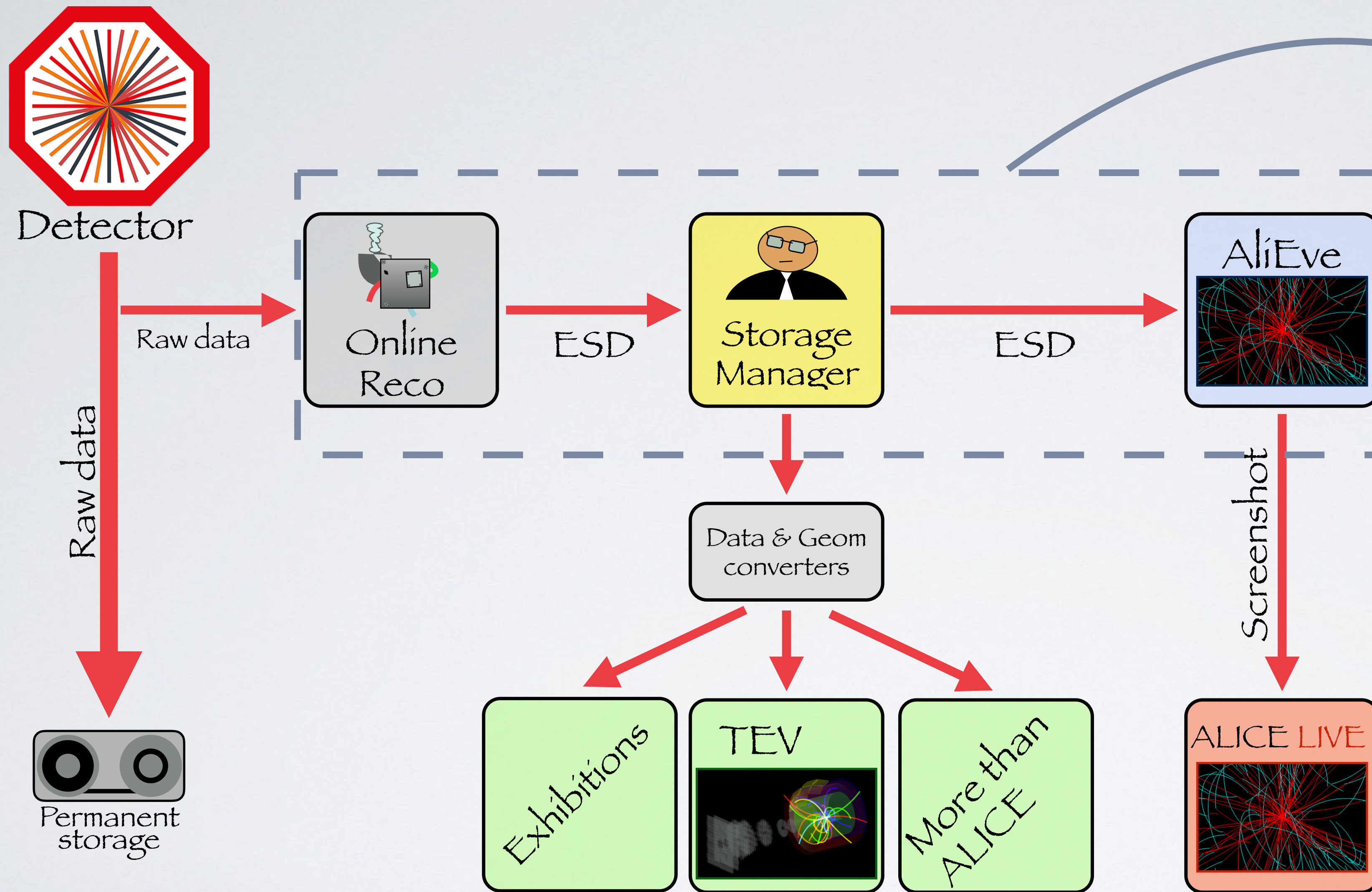
Warsaw University of Technology, CERN

alice-ed-experts@cern.ch

VISUALISATION SYSTEM IN ALICE



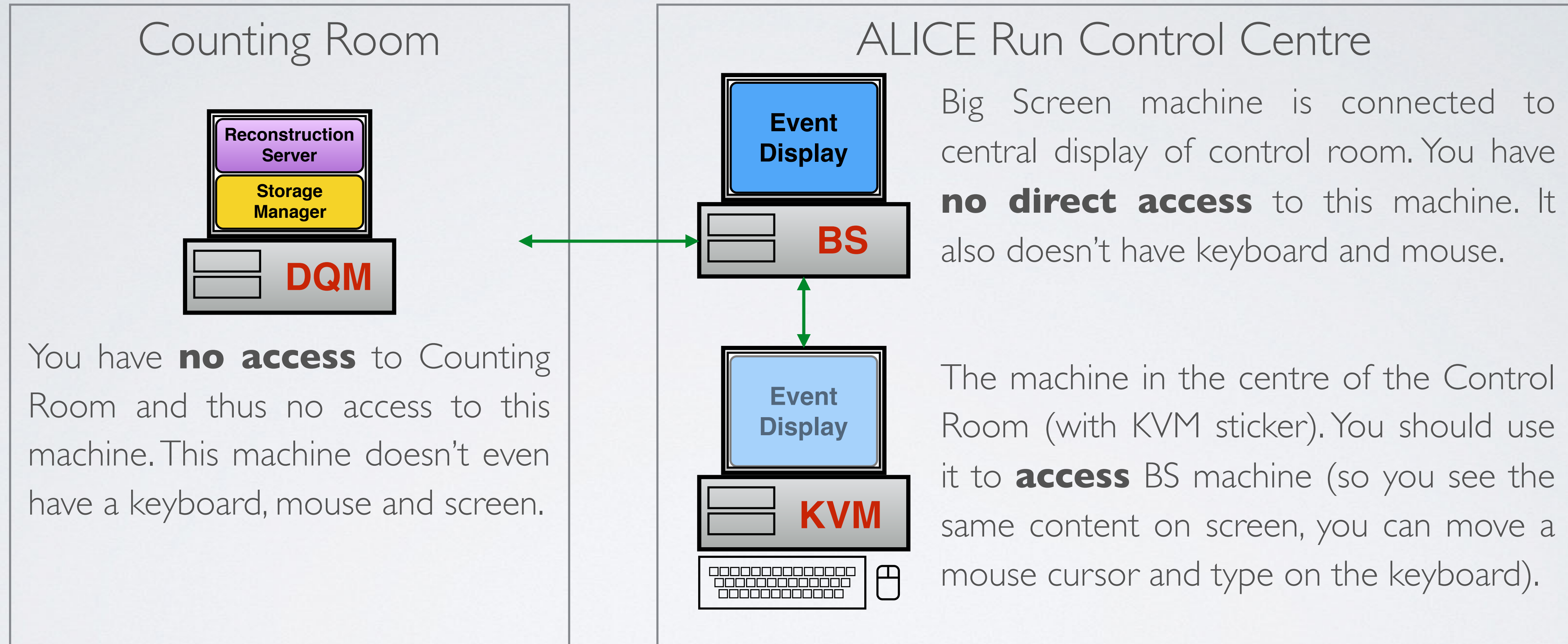
VISUALISATION SYSTEM IN ALICE



There are 3 key modules:

- Online reconstruction,
- Storage Manager,
- AliEve (Event Display).

VISUALISATION SYSTEM IN P2





STORAGE MANAGER

Storage Manager:

- starts/stops online reconstruction,
 - collects, stores and distributes reconstructed events,
 - communicates with AliEve and other client application (for example TEV).
-

Shifters responsibilities:

- it starts automatically - **no need to start**,
- there is a watchdog monitoring if Storage Manager is running - **no need to restart**,
- if it gets stuck - **contact ED experts**.




ONLINE RECONSTRUCTION

Online reconstruction:

- takes sample of raw data, reconstructs them and produces ESDs,
 - sends ESDs to other modules,
 - without reconstruction we cannot see events in AliEve.
-

Shifters responsibilities:

- automatically started by Storage Manager on SOR - **no need to start**,
- if it crashes or gets stuck - **contact ED experts**.



ALIEVE


Event Display:

- receives events from Storage Manager and Online Reconstruction,
 - visualises detector geometry and reconstructed events.
-


Shifters responsibilities:

- watchdog will restart AliEve automatically - **no need to restart,**
- if it gets stuck - **shifter should stop it manually,**
- any other problems - **contact ED experts.**

USING KVM

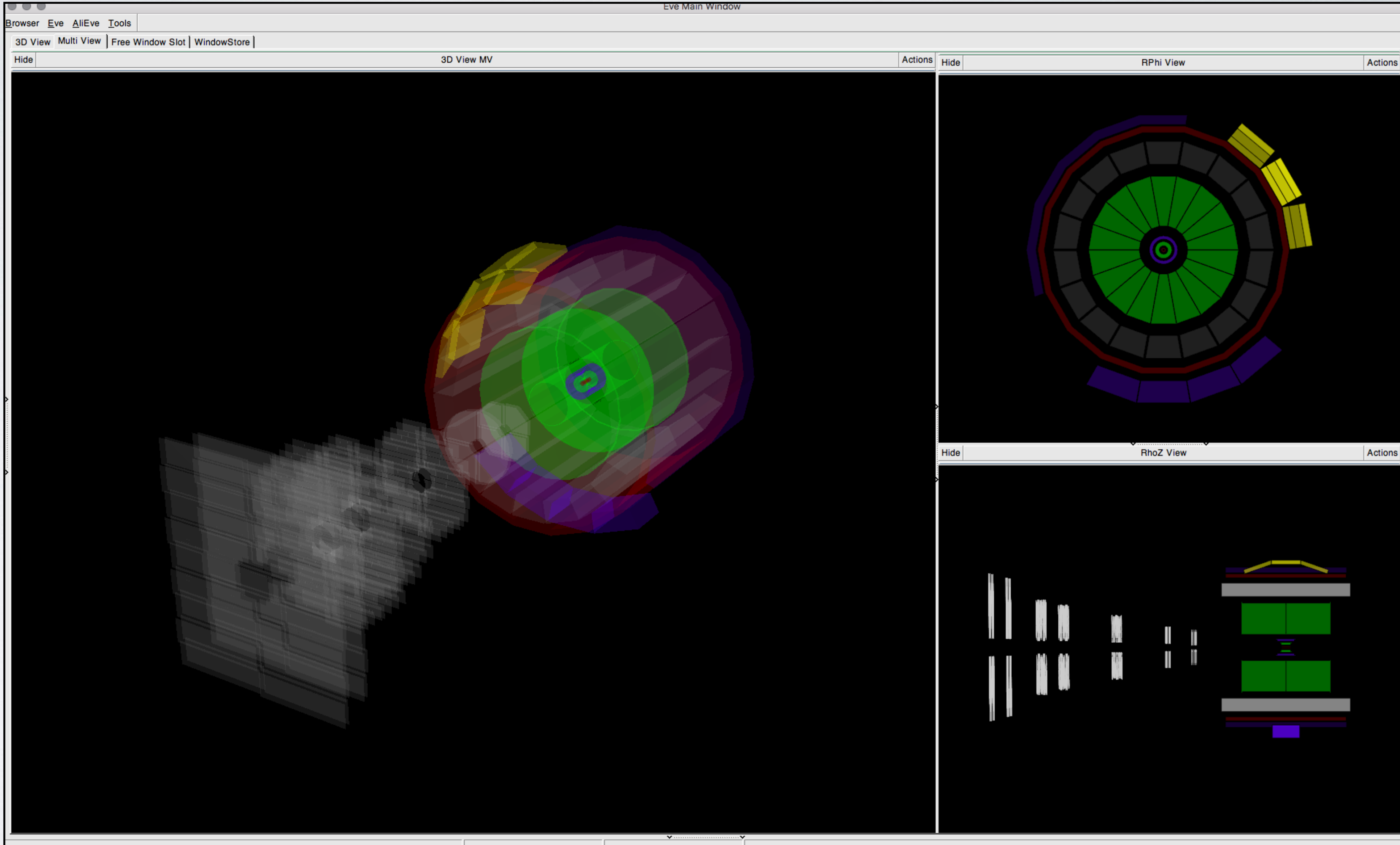



- 1) Turn on KVM machine using red button (marked on the picture).
- 2) Set screen's source to VGA.
- 3) Log in as "ARC".
- 4) Pick machine number 5 (central big screen).



ALIEVE


After successful start of Event Display you should see this:






ALIEVE

After successful start of Event Display you should see this:

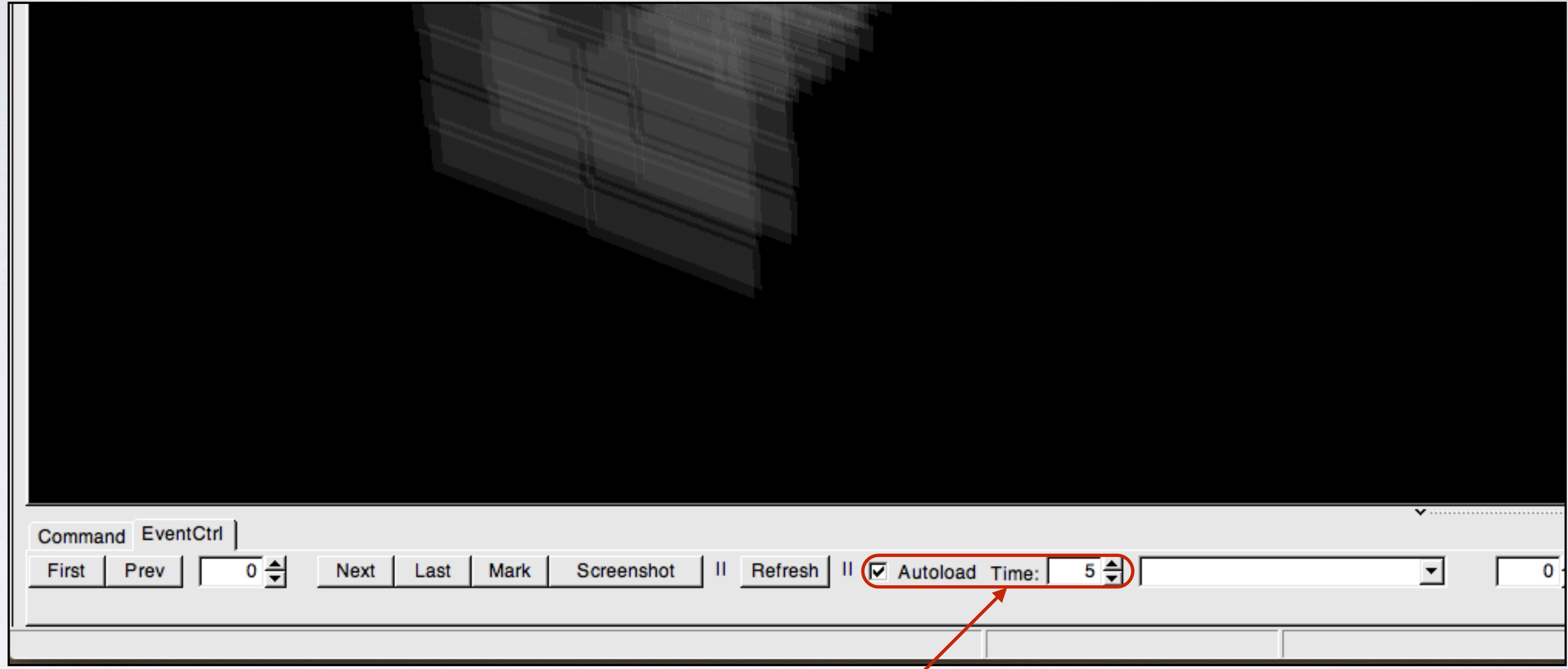


Use slider at the bottom to show navigation menu.




ALI EVE

After successful start of Event Display you should see this:



Start/stop autoload and change autoload time here.
You can also produce a screenshot using “screenshot” button.



ALIEVE

After successful start of Event Display you should see this:

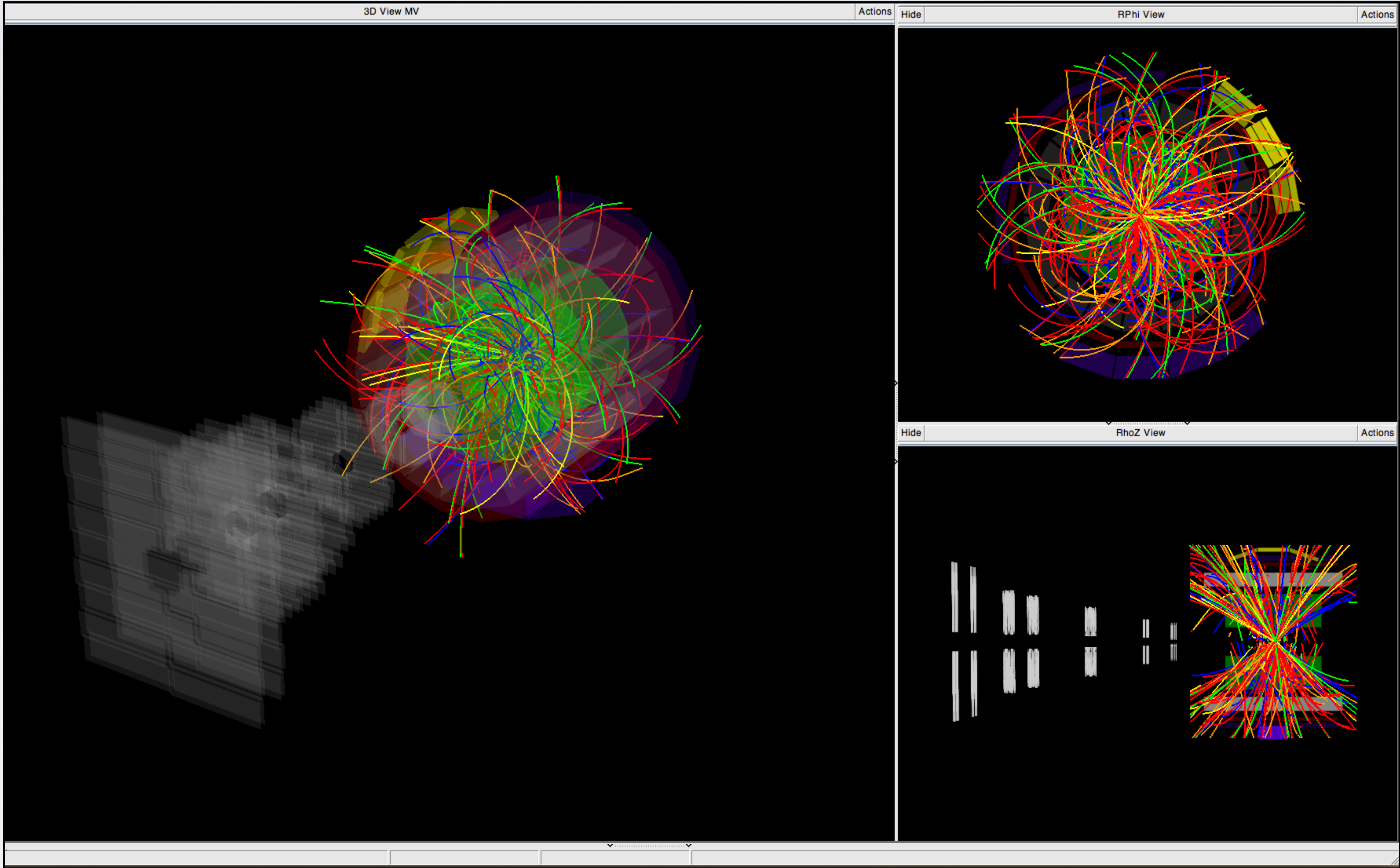


You can change a source of data here. Pick HLT to read events reconstructed by the High Level Trigger. Offline will take reconstructed files for local storage for run number indicated on the left (press “Reload” after changing this number).



ALI EVE

When Online Reconstruction is running, you should see tracks in the detector and they should load automatically each 5 seconds:






ALIEVE

If you don't see tracks, check the following:

- is there a run in PHYSICS_1 partition?
- is TPC or ITS included in the run?
- did the run start more than 5 minutes ago?
- is Event Display frozen?




ALIEVE

If you don't see tracks, check the following:

- is there a run in PHYSICS_1 partition?
- is TPC or ITS included in the run?
- did the run start more than 5 minutes ago?
- is Event Display frozen?



If there is no run in PHYSICS_1, then it's normal that we don't see visualisation.



ALIEVE

If you don't see tracks, check the following:

- is there a run in PHYSICS_1 partition?
- is TPC or ITS included in the run?
- did the run start more than 5 minutes ago?
- is Event Display frozen?



If there is no run in PHYSICS_1, then it's normal that we don't see visualisation.

Without TPC and ITS we cannot reconstruct tracks (still, we can see for example calorimeter towers).



ALIEVE


If you don't see tracks, check the following:

- is there a run in PHYSICS_1 partition?
- is TPC or ITS included in the run?
- did the run start more than 5 minutes ago?
- is Event Display frozen?

If there is no run in PHYSICS_1, then it's normal that we don't see visualisation.

Without TPC and ITS we cannot reconstruct tracks (still, we can see for example calorimeter towers).

It takes a moment to initialise reconstruction.



ALI EVE

If you don't see tracks, check the following:


- is there a run in PHYSICS_1 partition?
- is TPC or ITS included in the run?
- did the run start more than 5 minutes ago?
- is Event Display frozen?

If there is no run in PHYSICS_1, then it's normal that we don't see visualisation.

Without TPC and ITS we cannot reconstruct tracks (still, we can see for example calorimeter towers).

It takes a moment to initialise reconstruction.

Use KVM to check if AliEve works fine. If not, close main AliEve window or the terminal window in which AliEve is running.



ALI EVE

If you don't see tracks, check the following:

- is there a run in PHYSICS_1 partition?
- is TPC or ITS included in the run?
- did the run start more than 5 minutes ago?
- is Event Display frozen?

If there is no run in PHYSICS_1, then it's normal that we don't see visualisation.

Without TPC and ITS we cannot reconstruct tracks (still, we can see for example calorimeter towers).

It takes a moment to initialise reconstruction.

Use KVM to check if AliEve works fine. If not, close main AliEve window or the terminal window in which AliEve is running.

none of the above? - **contact ED experts**

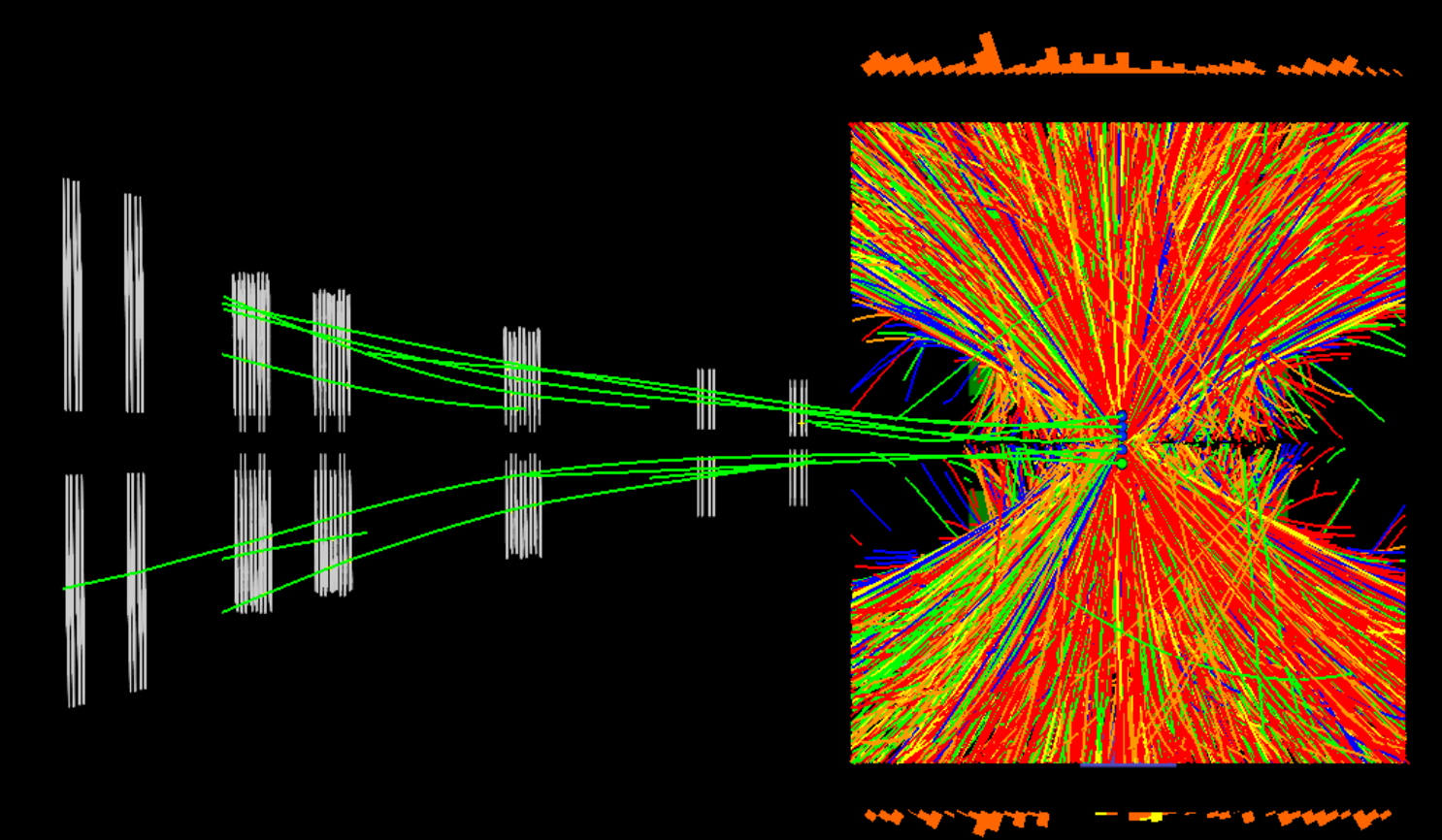

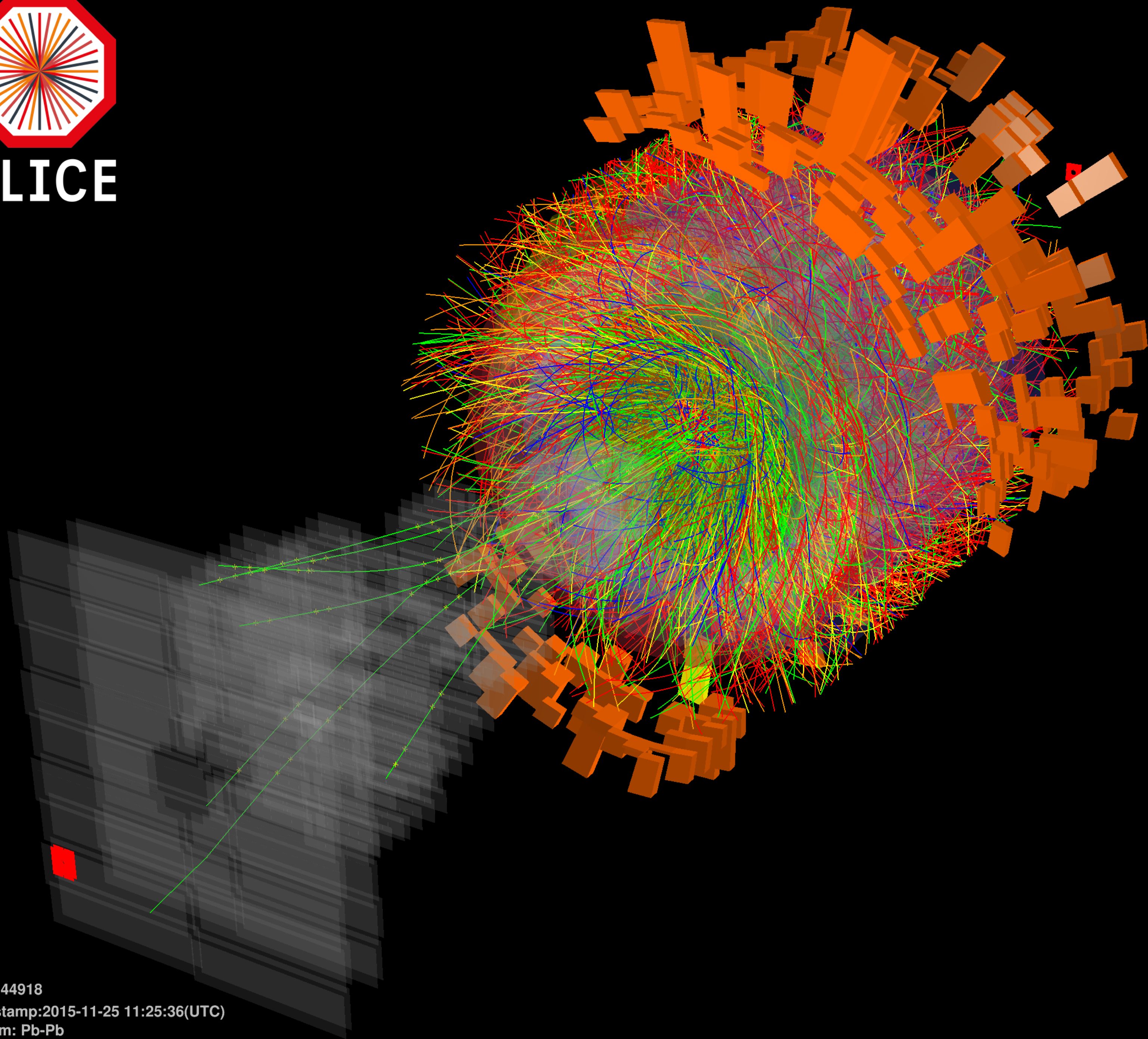
SUMMARY

- 1) Make sure, that Event Display is running. If it cannot load for a long time, or you see it's frozen - close the window (or attached to it terminal window) and wait until it restarts automatically.
- 2) Observe Event Display to determine status of whole system. If you suspect something does not work properly - contact experts!
- 3) Be patient - crashed module will be restarted after one minute, initialisation of it may take 2-3 minutes - give it a bit of time.

alice-ed-experts@cern.ch



ALICE



Run:244918
Timestamp:2015-11-25 11:25:36(UTC)
System: Pb-Pb
Energy: 5.02 TeV