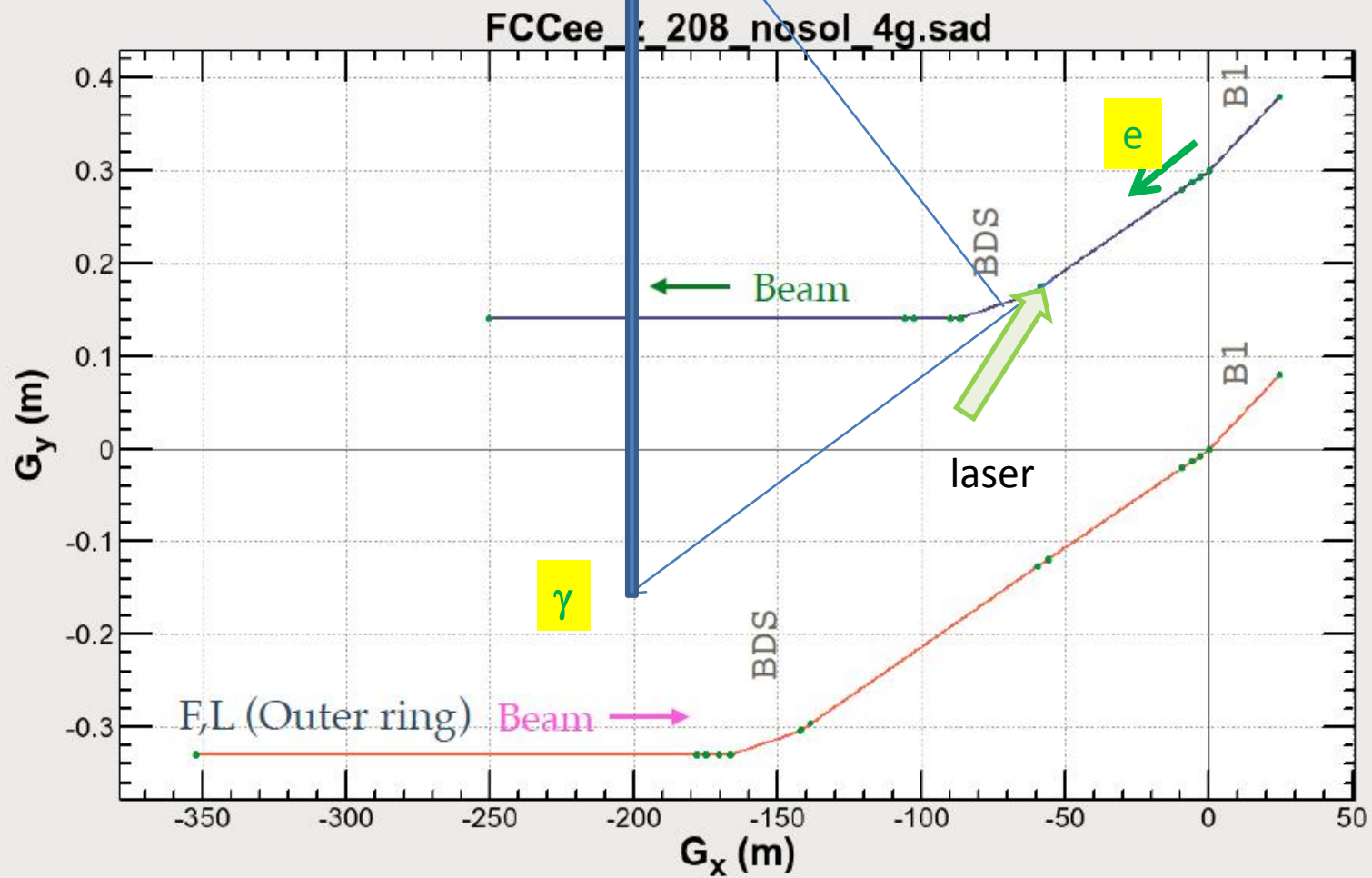


First look at back-scattered Compton polarimeter-and-spectrometer

N. Muchnoi (BINP) A. Blondel (Geneva)

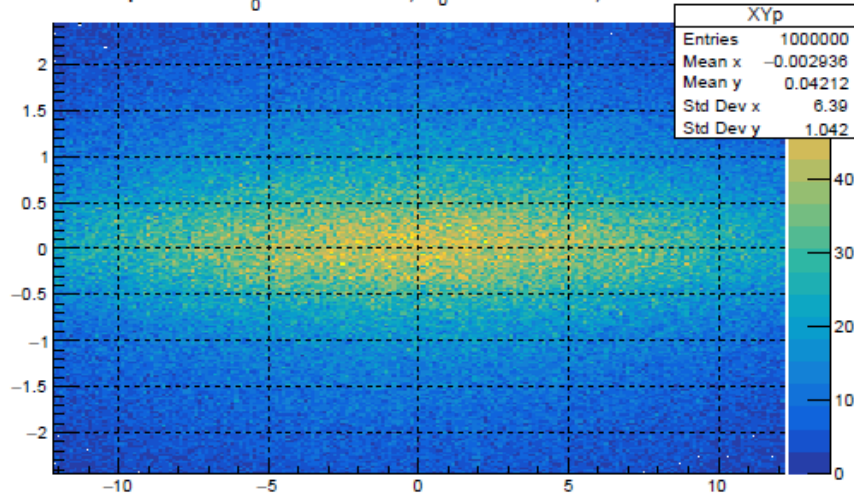


The dispersion suppressor dipole (BDS):

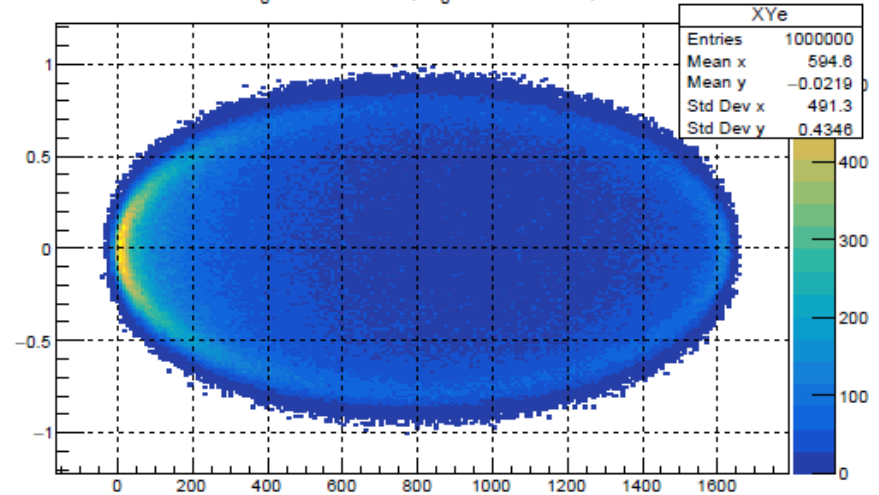
; BEND BDS = (L = 24.119925292770883 ANGLE = .002134100603580931 E1 = .5 E2 = .5)

In units of $1/\gamma = m_e c^2 / E_{\text{beam}}$

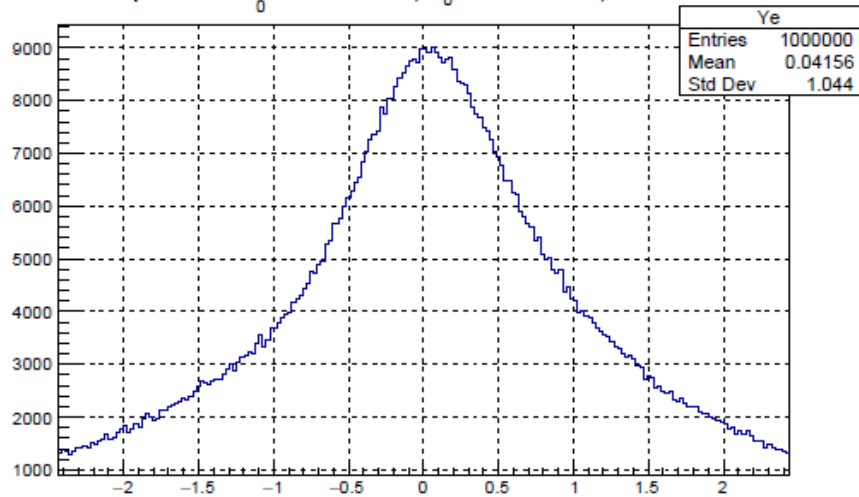
photons $E_0 = 45.6 \text{ GeV}$, $\lambda_0 = 532.0 \text{ nm}$, $\kappa = 1.628$



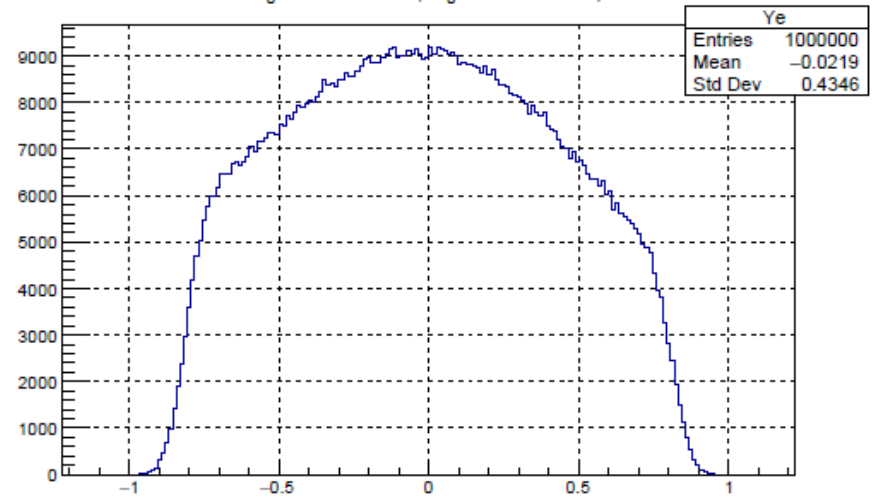
electrons $E_0 = 45.6 \text{ GeV}$, $\lambda_0 = 532.0 \text{ nm}$, $\kappa = 1.628$



photons $E_0 = 45.6 \text{ GeV}$, $\lambda_0 = 532.0 \text{ nm}$, $\kappa = 1.628$



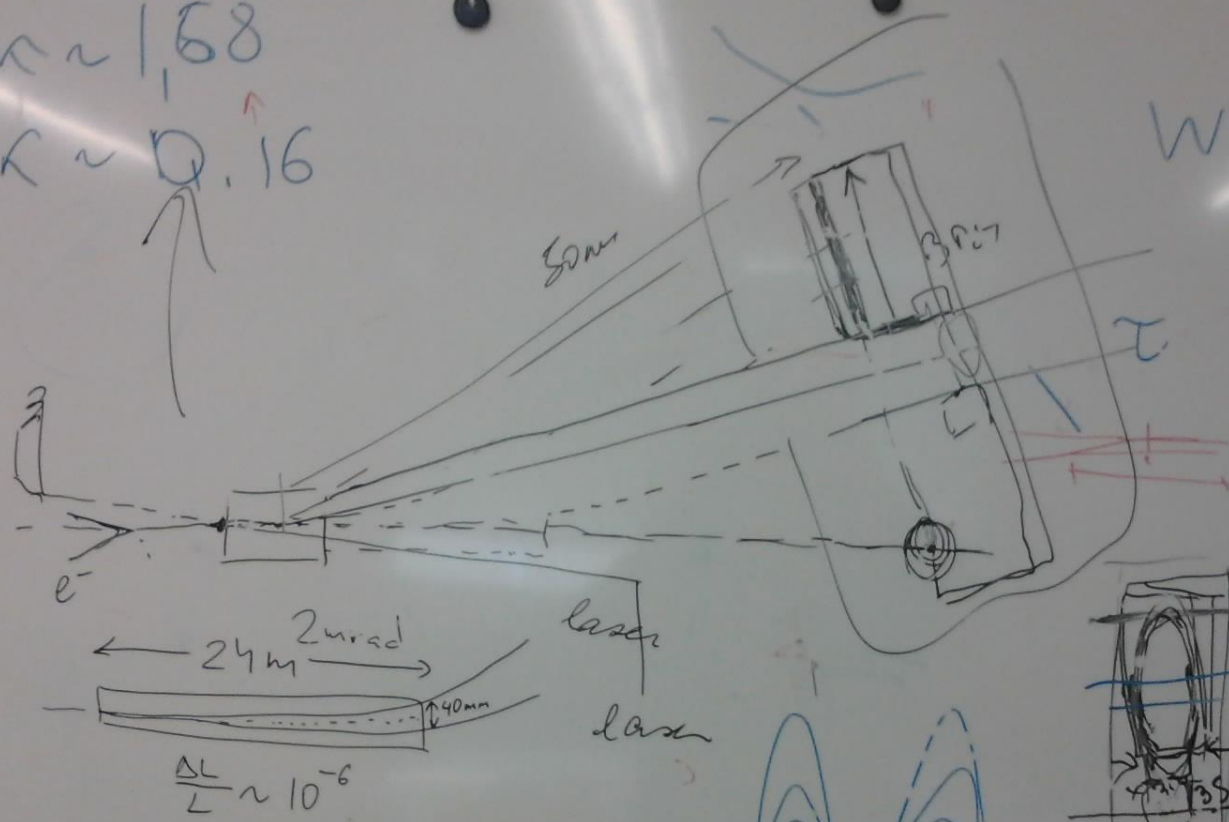
electrons $E_0 = 45.6 \text{ GeV}$, $\lambda_0 = 532.0 \text{ nm}$, $\kappa = 1.628$



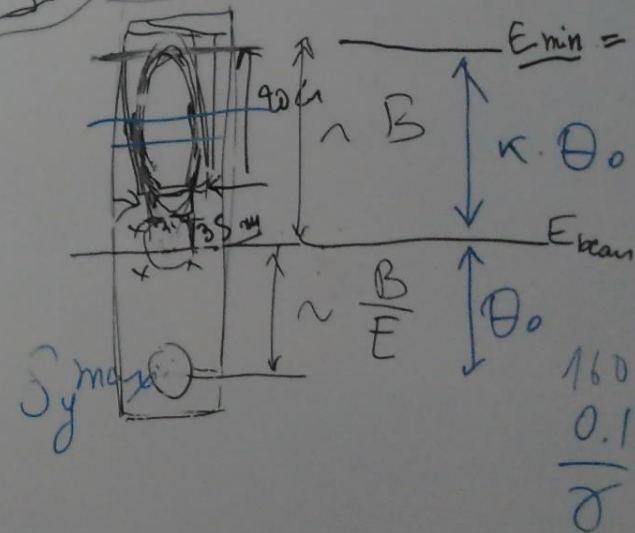
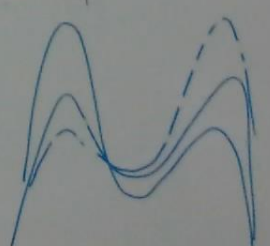
0083

$$\kappa \sim 1.68$$

$$\kappa \sim 0.16$$



$$W = \frac{P [W]}{0.7 \cdot 10'' [V]}$$



$$\Delta P = \frac{\sigma}{\sqrt{2N} \sigma_{max}} = \sqrt{\frac{\sigma^2}{\sigma_0^2}}$$

<http://laser-export.com/prod/527.html>

Last updating: 3.4.2017

...Laser-compact Group specializes in research, development and manufacturing of **ultra-violet (UV), green and infrared (IR)** diode-pumped solid-state (DPSS) lasers....

ISO 9001:2008 certified

TECH-527

Application fields: materials micromachining, laser marking, photoacoustics, LIBS (laser-induced breakdown spectroscopy), **DLIP (Direct Laser Interference Patterning)**, LIBD (laser-induced breakdown detection), OPO pumping, remote sensing, high technologies R&D, ablation.




Features:

- Active Q-switched mode of operation with nanosecond pulse duration
- High pulse energy and peak power
- Perfect beam quality
- High pulse-to-pulse stability
- Ultra-compact design
- Conductive cooling of laser head
- External / internal triggering, PC control via RS-232
- Fiber-coupling option is available on request

TECH-series datasheet



Parameter / Model	TECH-527			
	Basic	Advanced	Express	Specific
Wavelength, nm	527			
Mode of Operation	Q-switched, external/internal triggering			
Pulse Energy ^{1,2} , μJ	250	500	500	1000
Max. Average Output Power, W	~0.25@1kHz ~0.5@4kHz	~ 2 @4 kHz	~ 0.5 @1kHz	~ 1 @1 kHz
Pulse Duration(FWHM) ^{1,2} , ns	< 5		< 3	<12
Peak Power ^{1,2} , kW	>50	> 100	> 165	>80
Range of Pulse Repetition Rate, kHz Ext. Triggering ³ Int. Triggering: through RS-232 ⁴ without PC ⁵	single pulse - 4 0.01 - 4 1 ±0.01	single pulse-4 0.01 - 4 4 ±0.01	single pulse - 1 0.01 - 1 1 ±0.01	
Pulse-to-pulse Stability - StDev/Mean ^{1,2} , %	<3		<2	
Long-term Stability, %/8 hrs	< 2			
Beam Quality	TEM ₀₀ , M ² <1.2			
Beam Diameter (1/e ² , at output aperture), mm	0.6 ±0.2		0.7 ±0.2	0.8 ±0.2
Beam Divergence (full angle,1/e ²), mrad	< 3			
Polarization Linearity	> 100:1, vertical (< 5°)			
Laser Trigger to Sync Out Pulse ^{1,2,6} , ns (av. pulse energy > 80%) Delay (the value is within the range) Jitter	300 ±250 * < 8 *			
Laser Emission to Sync Out Pulse ^{1,2,6} , ns (av. pulse energy > 80%) Delay Jitter	< 50 < 2			
Warm Up Time, min	< 10			
Remote Control of Laser Parameters via interface RS-232	ON/OFF, Ext./Int. Triggering, Pulse Rep. Rate, Pulse Energy			
Data rate via Interface RS-232, bit/s	4800			
Operation Voltage, V	24 ±10%			
Max. Current Consumption, A	< 6			
Power Consumption, W	15-70 ⁷	20-90 ⁷	15-70 ⁷	
Laser Head Heating Power, W	5-20 ⁷	5-30 ⁷	5-20 ⁷	
Operating Temp/Humidity Range °C	+15 to +35 °C / up to 80% non-condensing			
Shipping Temp/Humidity Range (In the manufacturer package)	-20 to +50 °C / up to 80% humidity at 25 °C			
Dimensions of Laser Head (LxWxH), mm	215 x 70 x 40			

Beam Height, mm	21.5
Weight of Laser Head, kg	1.2 ±0.1
Dimensions of PSU (LxWxH), w/o Fan Heat Sink ⁷ , mm	max. 230 x 153 x 47
Weight of PSU w/o Fan Heat Sink, kg	1.9 ±0.1
Weight of Fan Heat Sink, kg	1.7 ±0.1
Fiber Cable Length, m	1.5 ±5%
Minimal long term bending Radius of Fiber Cable, mm	50
LH-PC Cable Length, m	1.5 ±5%
Laser Class	IV
Compliance	CE, RoHS
Drawing of Laser Head	
Drawing of Power Supply	
Drawing of Fan Heat Sink for PSU	

* **For Advanced, Express and Specific line:** Delay and jitter are specified for the case of triggering by the pulse with the certain duration determined by the manufacturer (typ. 200-230 Bps for Advanced and 800-900 Bps for Express, Specific). Counted from the fall edge of the trigger pulse. In case of triggering with rise edge, the delay is about 200-230 Bps and 800-900 Bps, respectively, and the jitter is approx. 2% of it.

¹ Measured at 1 kHz pulse repetition rate for Basic, Express and Specific line.

² Measured at 4 kHz pulse repetition rate for Advanced line.

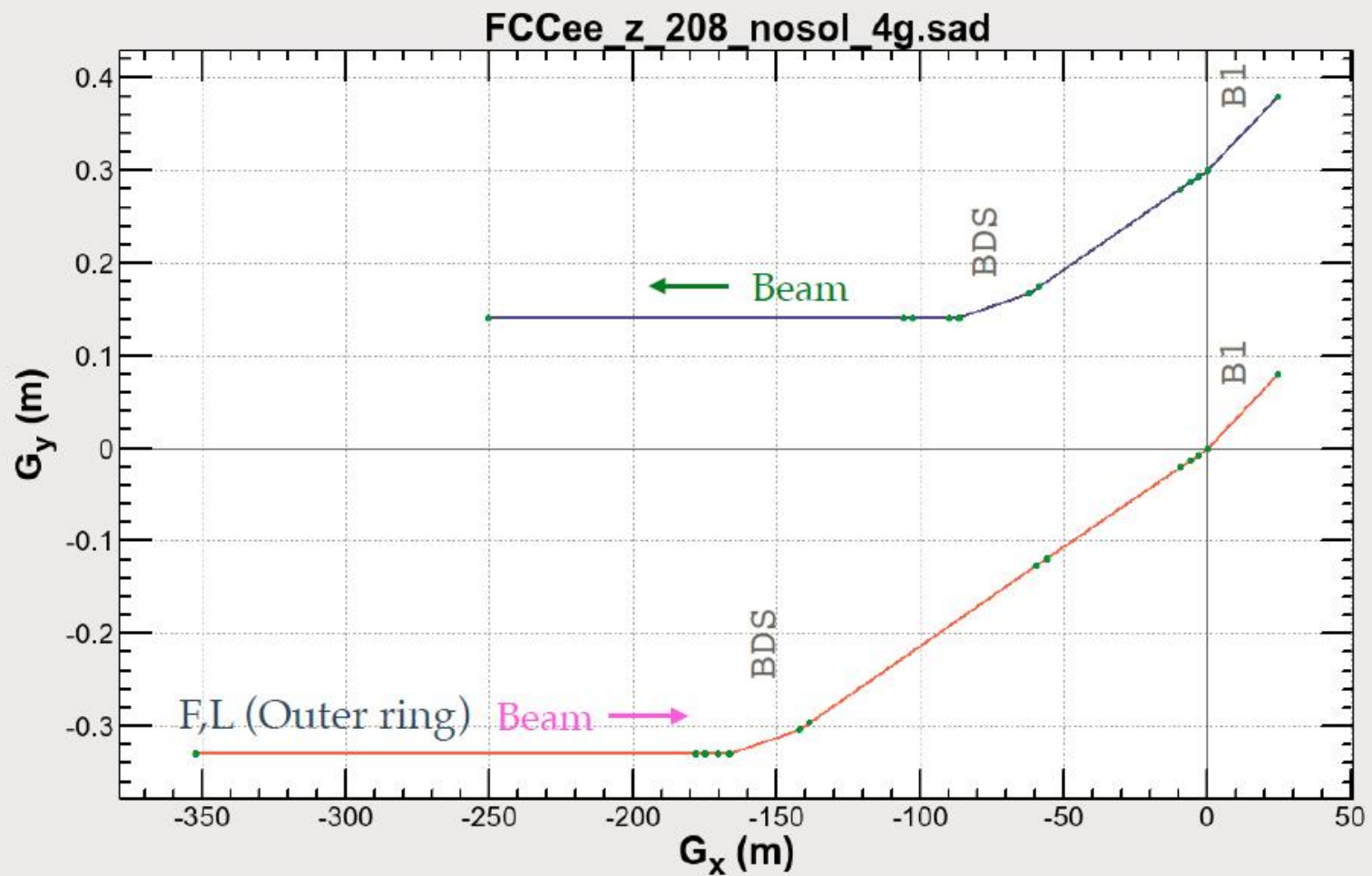
³ Triggering with external electric pulse generator; generator is not included in delivery set.

⁴ Generation of periodical laser pulses using PC, step 0.01 kHz. Average energy may be changed by software from 10% up to maximum value.

⁵ Generation of periodical laser pulses at fixed rep. rate; external generator and/or PC are not required.

⁶ Sync Out signal is generated by pulse of laser light.

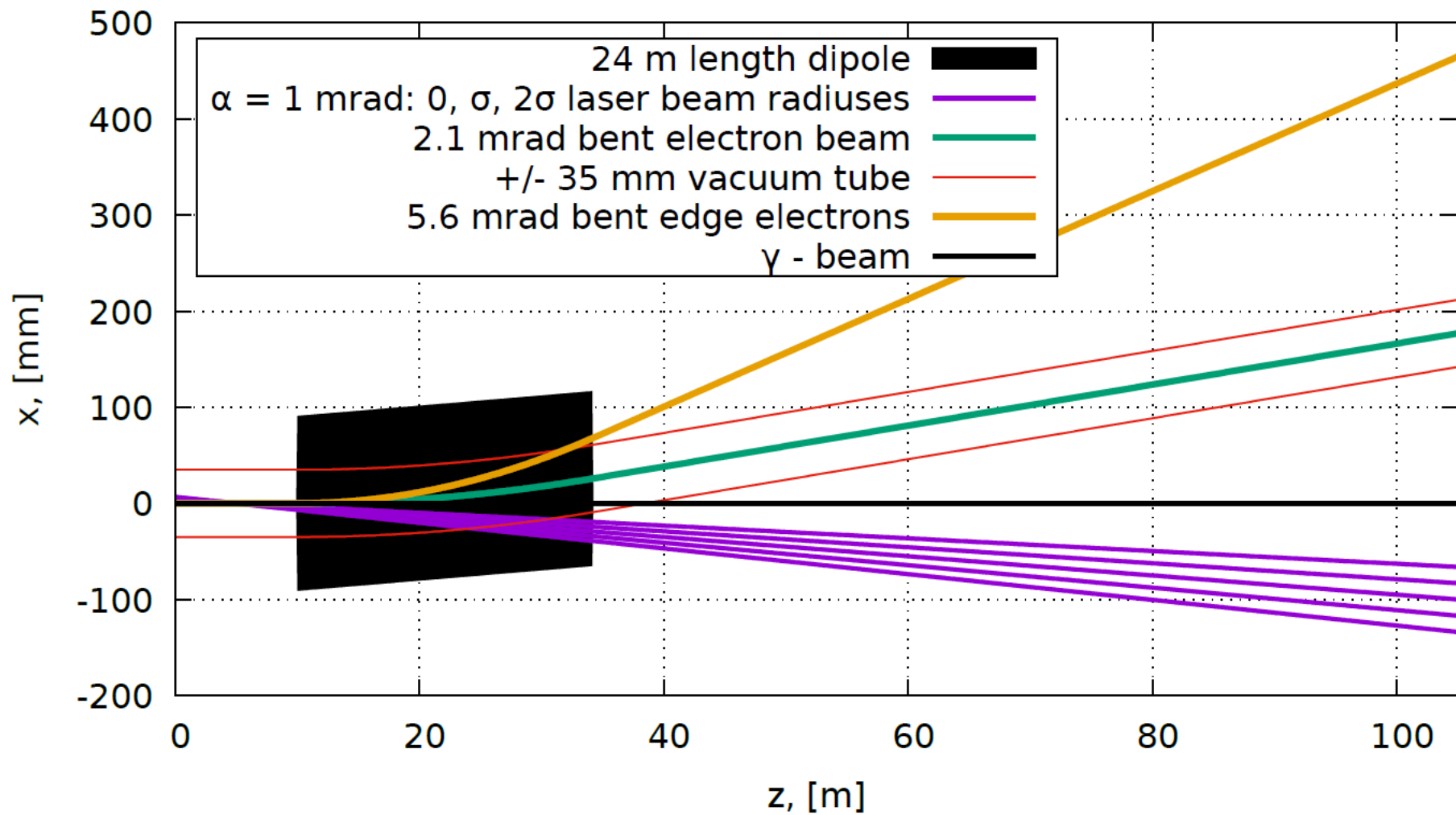
⁷ Depending on pulse repetition rate. Fan Heat Sink to be attached depending on operation conditions and/or pulse repetition rate operation range.

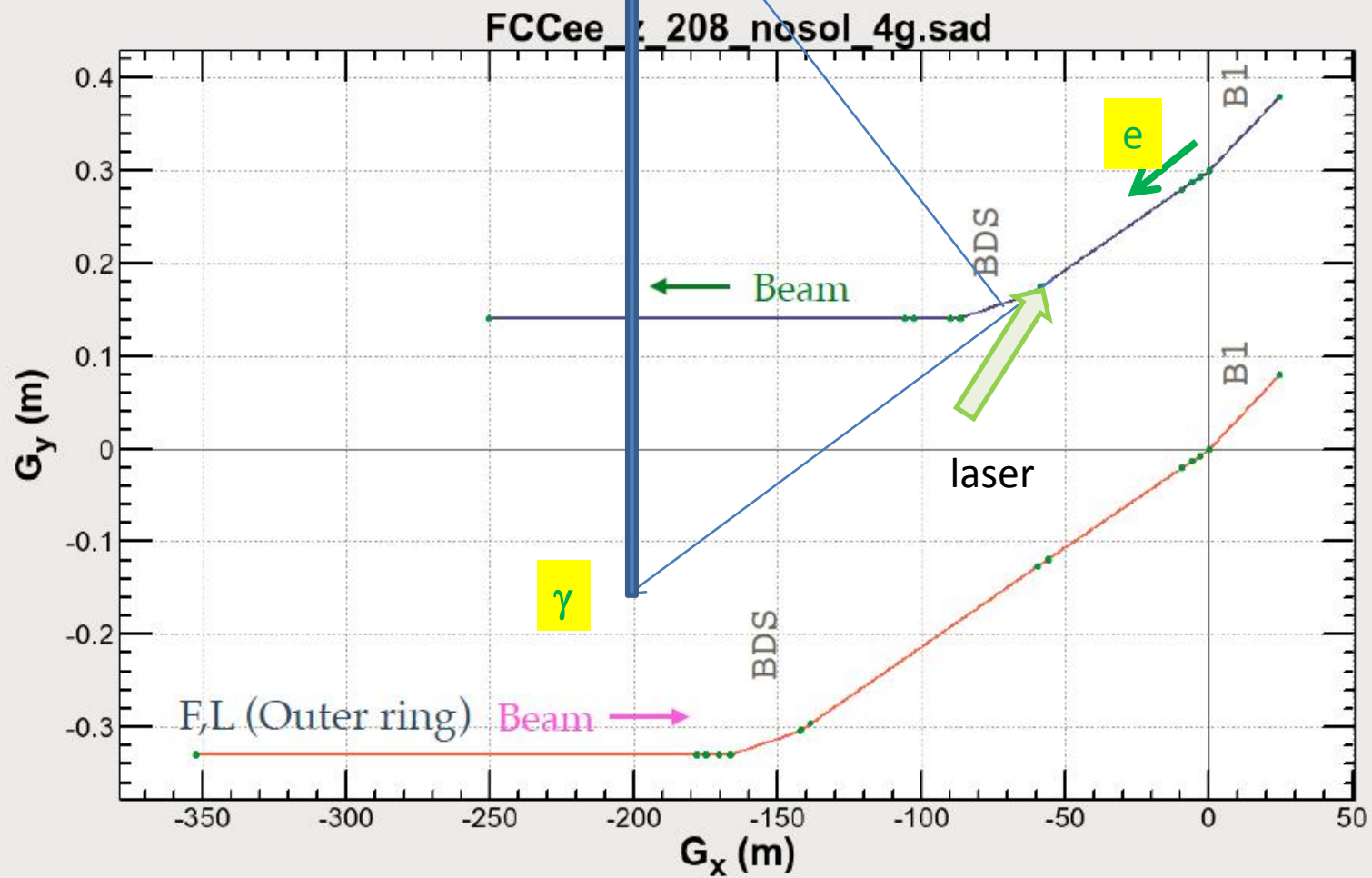


The dispersion suppressor dipole (BDS):

```
;
BEND  BDS      =(L =24.119925292770883  ANGLE =.002134100603580931  E1 =.5  E2 =.5 )
;
```


Laser polarimeter and energy spectrometer layout





The dispersion suppressor dipole (BDS):

; BEND BDS = (L = 24.119925292770883 ANGLE = .002134100603580931 E1 = .5 E2 = .5)

Using the incoming beam and the dispersion suppressor dipole with a lever-arm of **100m** from the end of the dipole, one finds

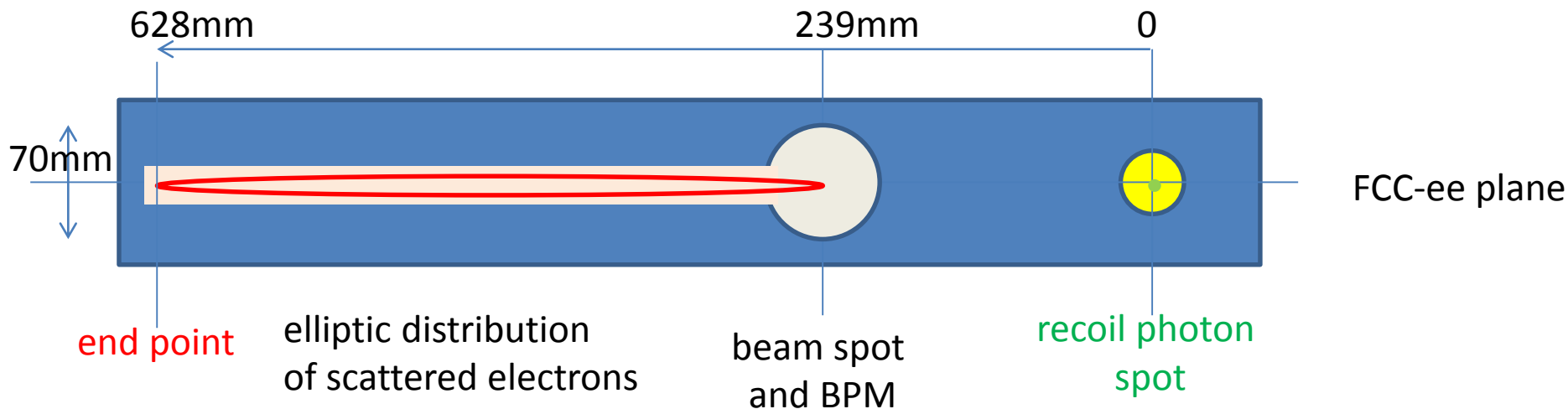
- minimum compton scattering energy at 45.6 GeV is 17.354 GeV
- distance from photon recoil to Emin electron is 0.628m

	laser (eV)	beam (GeV)	mc2(MeV)	B field	R	LM	theta	L	true beam
	2.33	45.6	0.511	0.013451		11300	24.119	0.002134	100 45.60005
nominal kappa = 4. E_laser.Ebeam_nom/mc2	1.627567296								
true kappa = 4. E_laser.Ebeam_true/mc2	1.627568924								
nominal Emin	17.35445561								
true Emin	17.35446221								
position of photons	0								
nominal position of beam (m)	0.239182573								
true position of beam (m)	0.239182334	2.39182E-07							
nominal position of min (m)	0.628468308								
true position of min (m)	0.628468069	2.39182E-07							

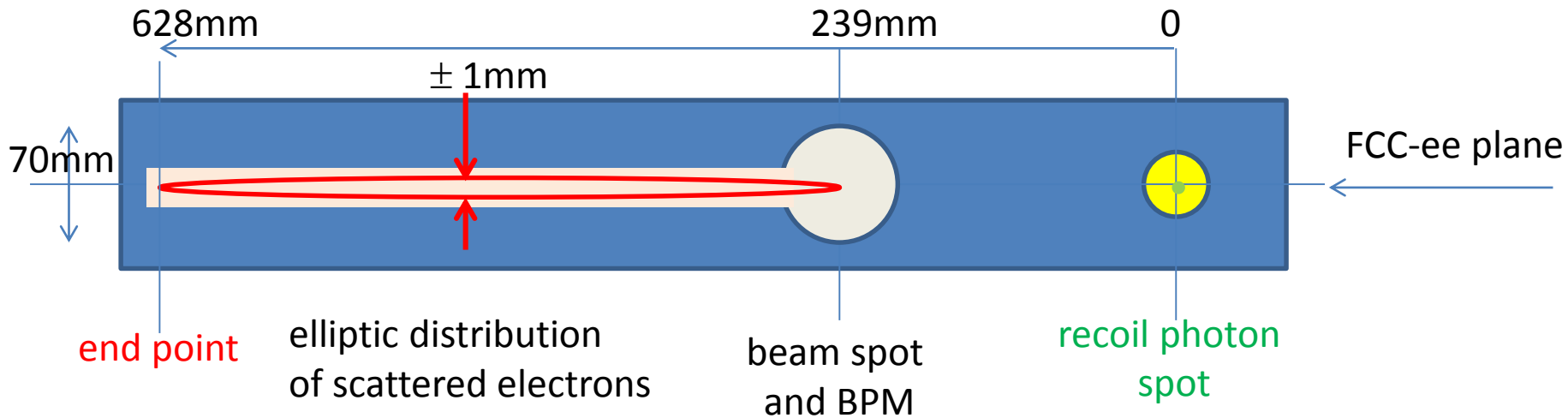
mouvement of beam and end point
is the same:

0.24microns for $\delta E_b/E_b=10^{-6}$

polarimeter-spectrometer situated 100m from end of dipole.



polarimeter-spectrometer situated 100m from end of dipole.



The end point moves by 0.24 microns over 628 mm ($0.3 \cdot 10^{-6}$)

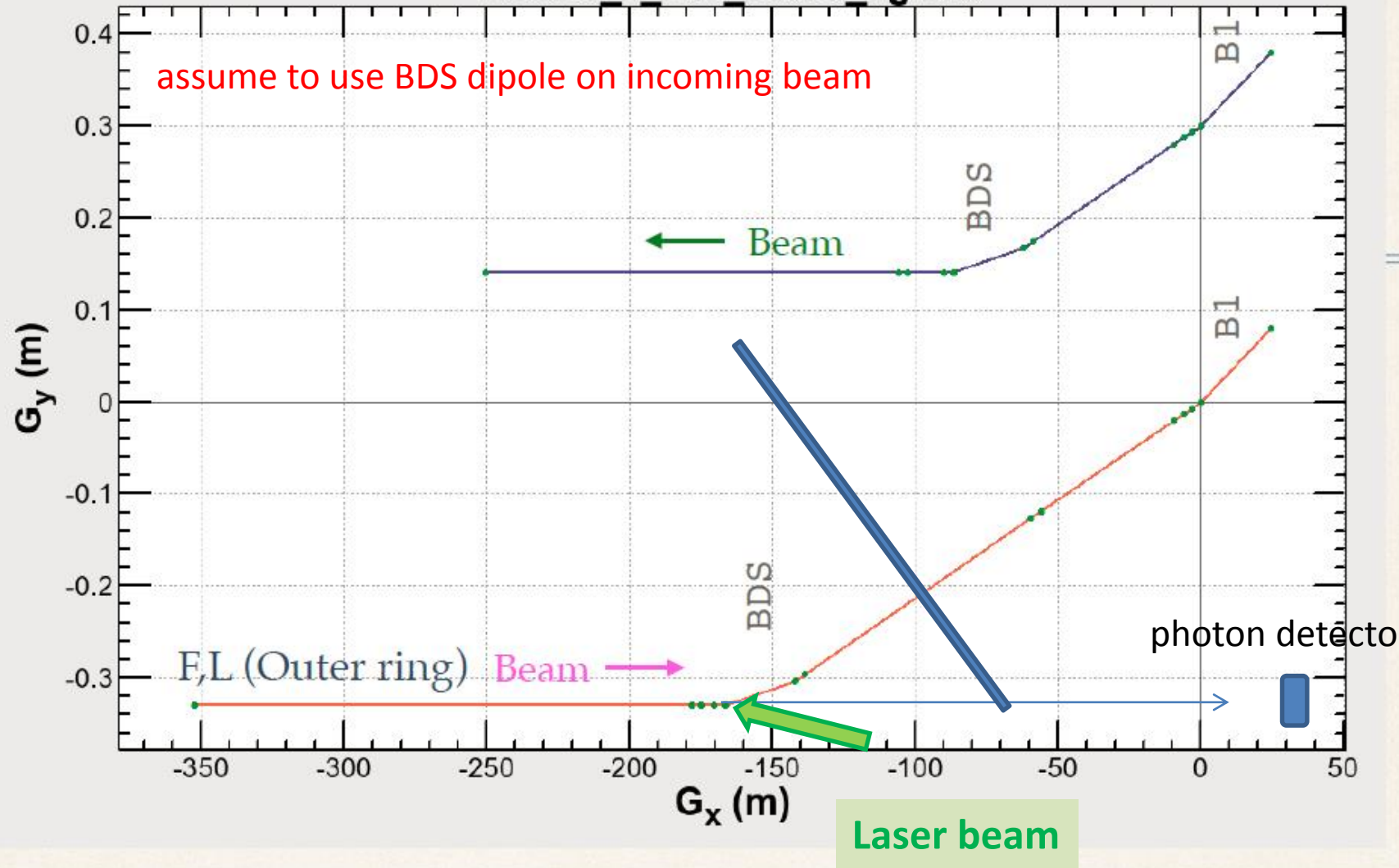
These relative movements are perhaps visible using a silicon pixel array.

The absolute measurement in the underground conditions seems difficult.

Platina is supposed to be made of invar, insensitive to thermal expansion at level less than 10^{-6} for the changes of temperature to be foreseen.

Synchrotron radiation from the ring should be shielded taking into account the critical energy at W energies.

FCCEe z_208_nosol_4g.sad



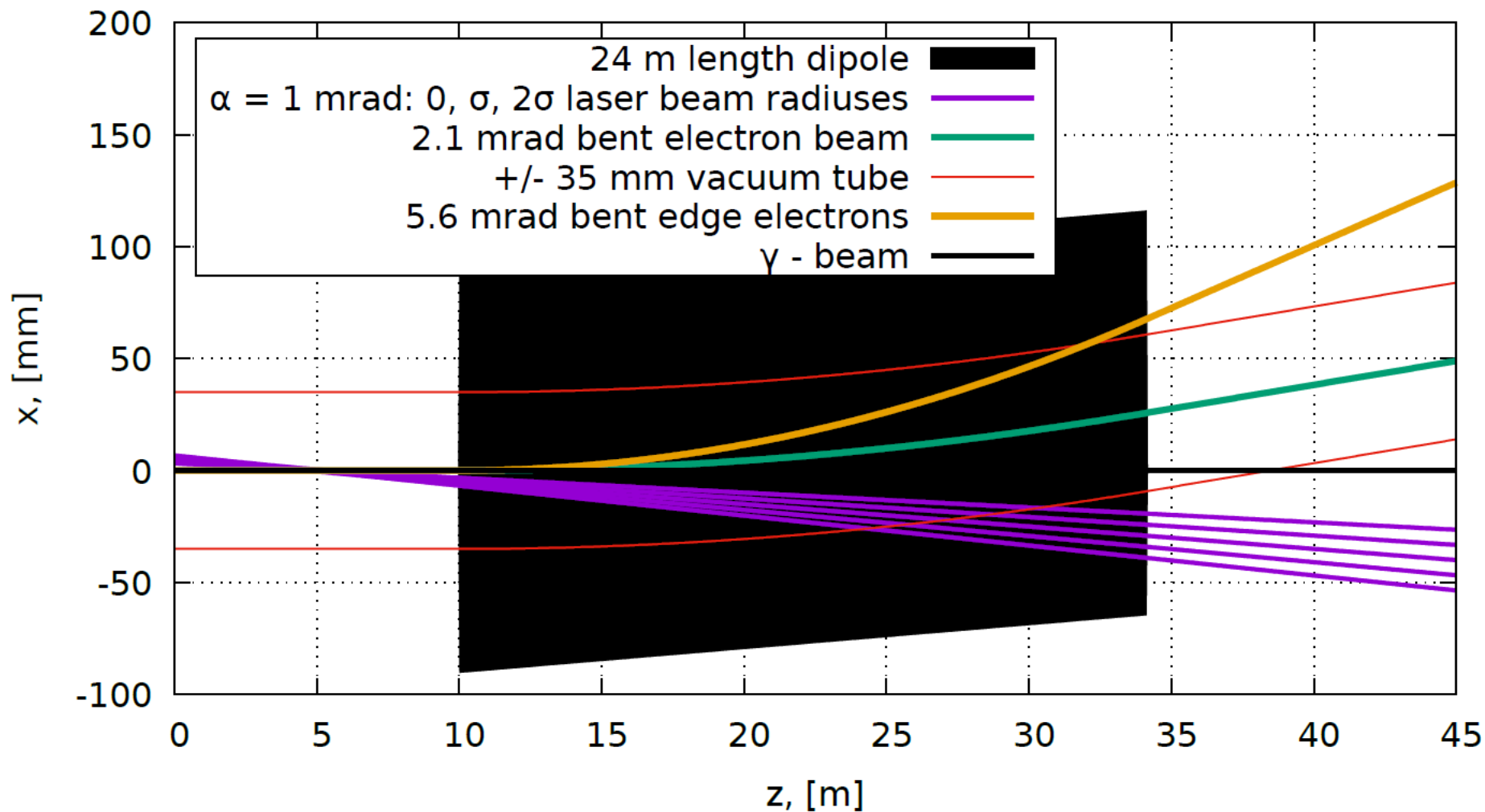
The dispersion suppressor dipole (BDS):

```

;
BEND  BDS      =(L =24.119925292770883  ANGLE =.002134100603580931  E1 =.5  E2 =
;

```


Laser polarimeter and energy spectrometer layout



Using the dispersion suppressor dipole and a lever-arm of **50m** from the end of the dipole, one finds

-- minimum compton scattering energy at 45.6 GeV is 17.354 GeV

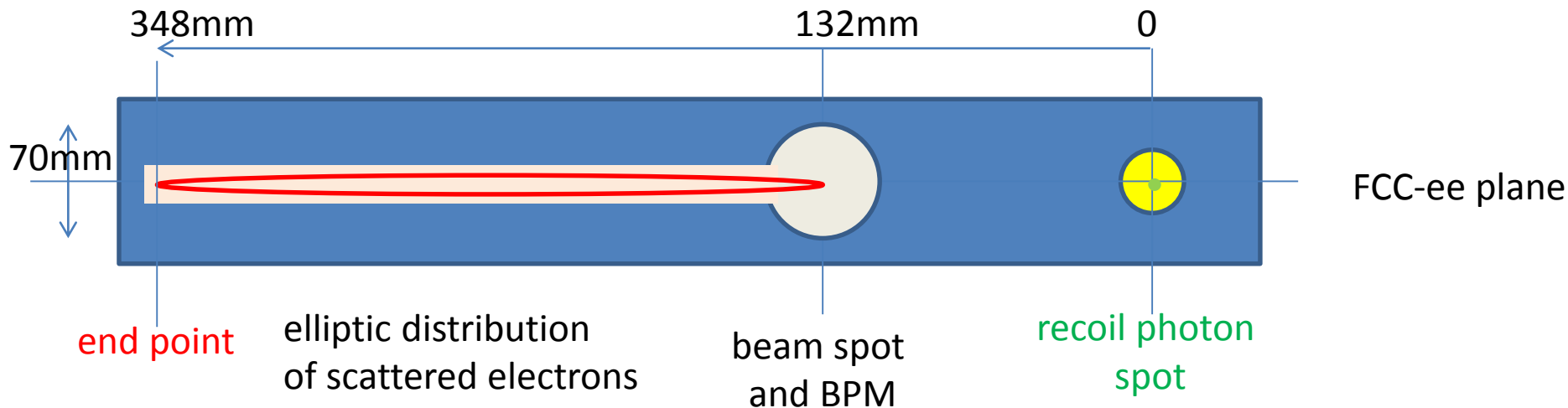
-- distance from photon recoil to Emin electron is 0.348m

	laser (eV)	beam (GeV)	mc2(MeV)	B field	R	LM	theta	L	true beam
	2.33	45.6	0.511	0.013451	11300	24.119	0.002134	50	45.60005
nominal kappa = 4. E_laser.Ebeam_nom/mc2	1.627567296								
true kappa = 4. E_laser.Ebeam_true/mc2	1.627568924								
nominal Emin	17.35445561								
true Emin	17.35446221								
position of photons	0								
nominal position of beam (m)	0.132461335								
true position of beam (m)	0.132461202	1.32461E-07							
nominal position of min (m)	0.348051071								
true position of min (m)	0.348050938	1.32461E-07							

mouvement of beam and end point
is the same:

0.13microns for $\delta E_b/E_b=10^{-6}$

polarimeter-spectrometer situated 100m from end of dipole.



Conclusions to be drawn and written

We know we can make the backscattered compton detector

Adding a measurement of the scattered e^+ - adds information of beam energy.

Stability is necessary for relative measurements

➔ monitoring purposes, comparison of energy of pilot beam with interacting beam

Absolute calibration is ... challenging (to do it with respect to resonant depolarization)

Installation in ring requires another iteration with infrastructure team.