



LHC Luminosity estimates

Mike Lamont

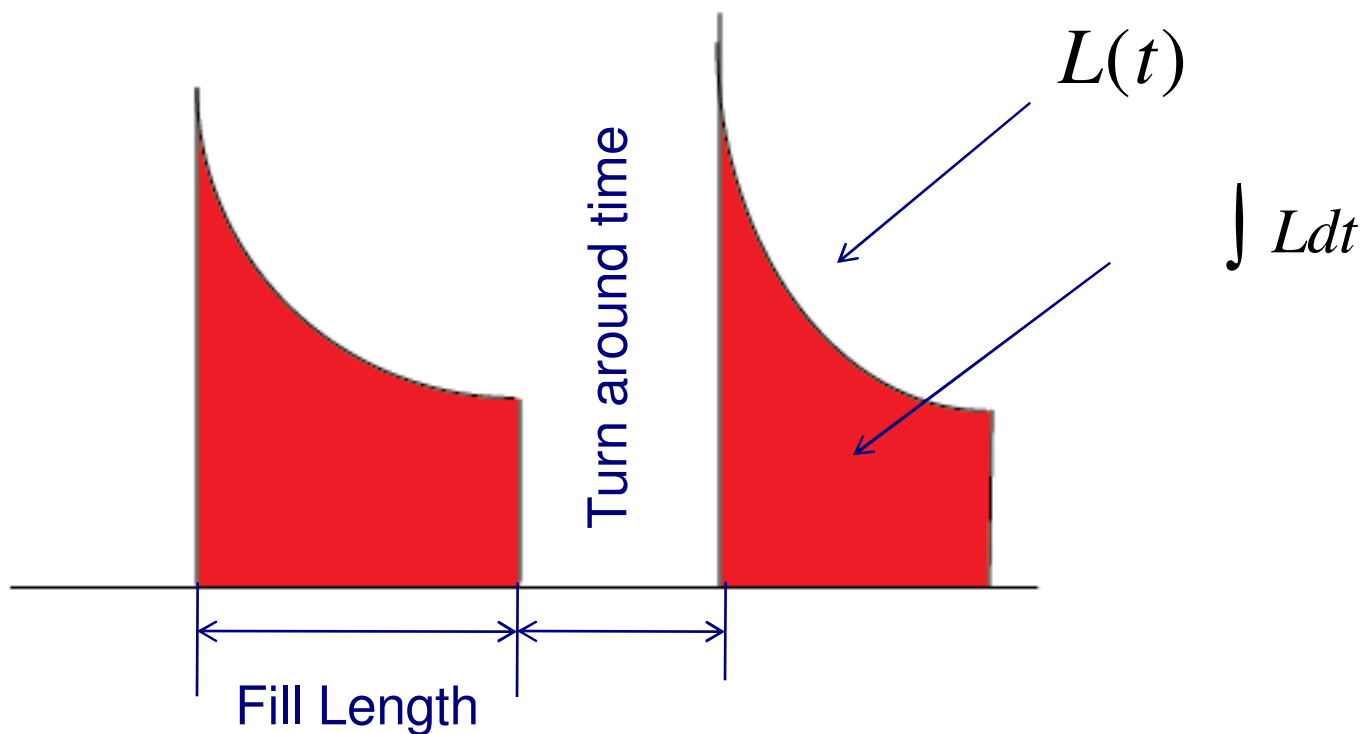
Thanks for discussion: R. Assmann, R. Bailey, M. Ferro-Luzzi, S. Fartoukh, O. Bruning



Luminosity estimates

$$\tau_L = \frac{1}{\frac{1}{2\tau_{IBS}^x} + \frac{2}{\tau_{gas}} + \frac{1.54}{\tau_N}}$$

$$\tau_N = \frac{n_b N_b}{2L\sigma_{TOT}}$$





Luminosity estimates

- Calculate peak luminosity given the usual inputs
 - Bunch current, number of bunches, emittance, β^* , crossing angle
- Calculate luminosity lifetime given
 - Luminosity, cross-section
 - Beam-gas lifetime
 - IBS growth rates
- Optimize fill length given an assumed turnaround time
- Given fill length & luminosity life – calculate integrated luminosity per fill
- Multiply up



Beam in not equal beam into physics

Injection	Losses at injection: injection oscillations, RF capture
Injection plateau	Big beams, lower dynamic aperture, full buckets, un-captured beam, long range beam-beam, crossing angles, persistent current decay. 10 hours lifetime will be good
Start ramp	Un-captured beam lost immediately we start the ramp Snapback: chromaticity, tunes all over the place
Ramp	Things should calm down
Squeeze	Tunes, chromaticity, collimator, TCDQ adjustments – expect some lifetime dips
Collide	Beam finding, background optimization
Physics	Collisions, beam-gas, halo production etc.
Adjust	Squeezing IR8, roman pot adjustment



Turn around time

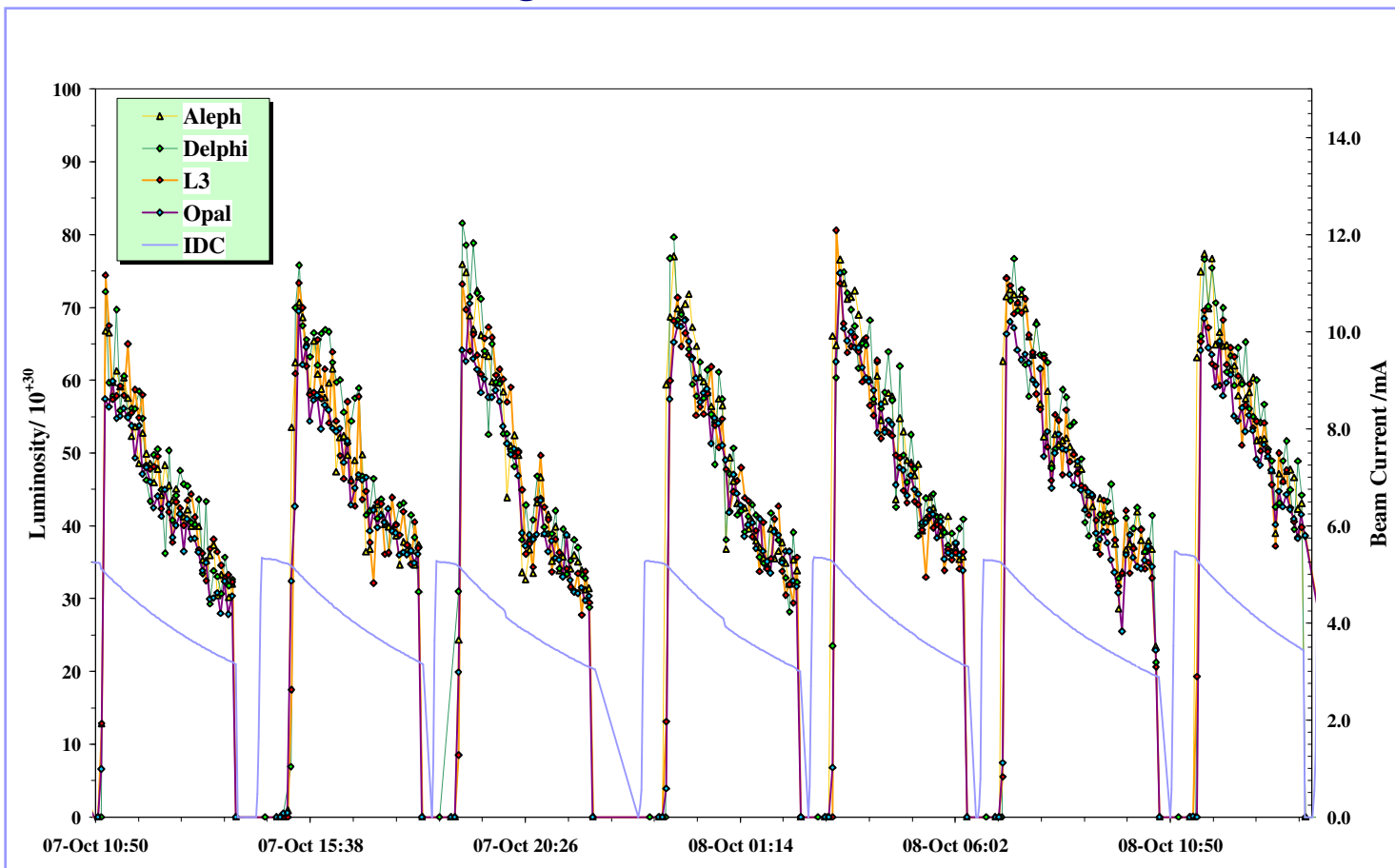
Physics to physics

Phase	Time [mins]
Ramp down and pre-cycle	60
Pre-injection preparation and checks	15
Checks with set-up beam (tunes, orbit etc.)	15
Nominal injection sequence	20
Ramp preparation	5
Ramp	25
Squeeze	30
Adjust	10
TOTAL	180

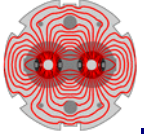
~ 3 hour minimum. Assume 4 hours here – optimism bias



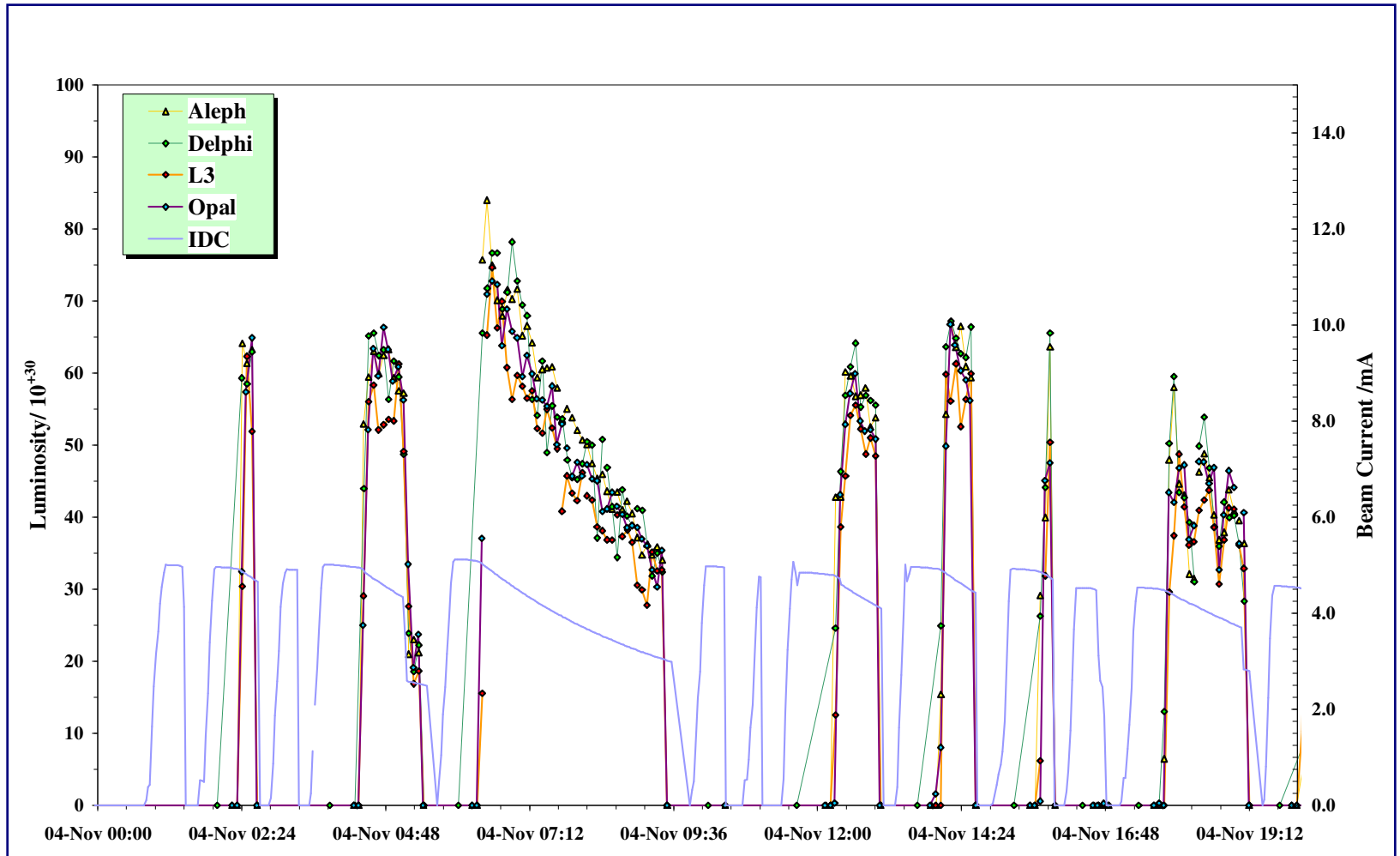
- No-one ever thought it could be as smooth as:



Less than one hour turn around (after 8 years' optimization)

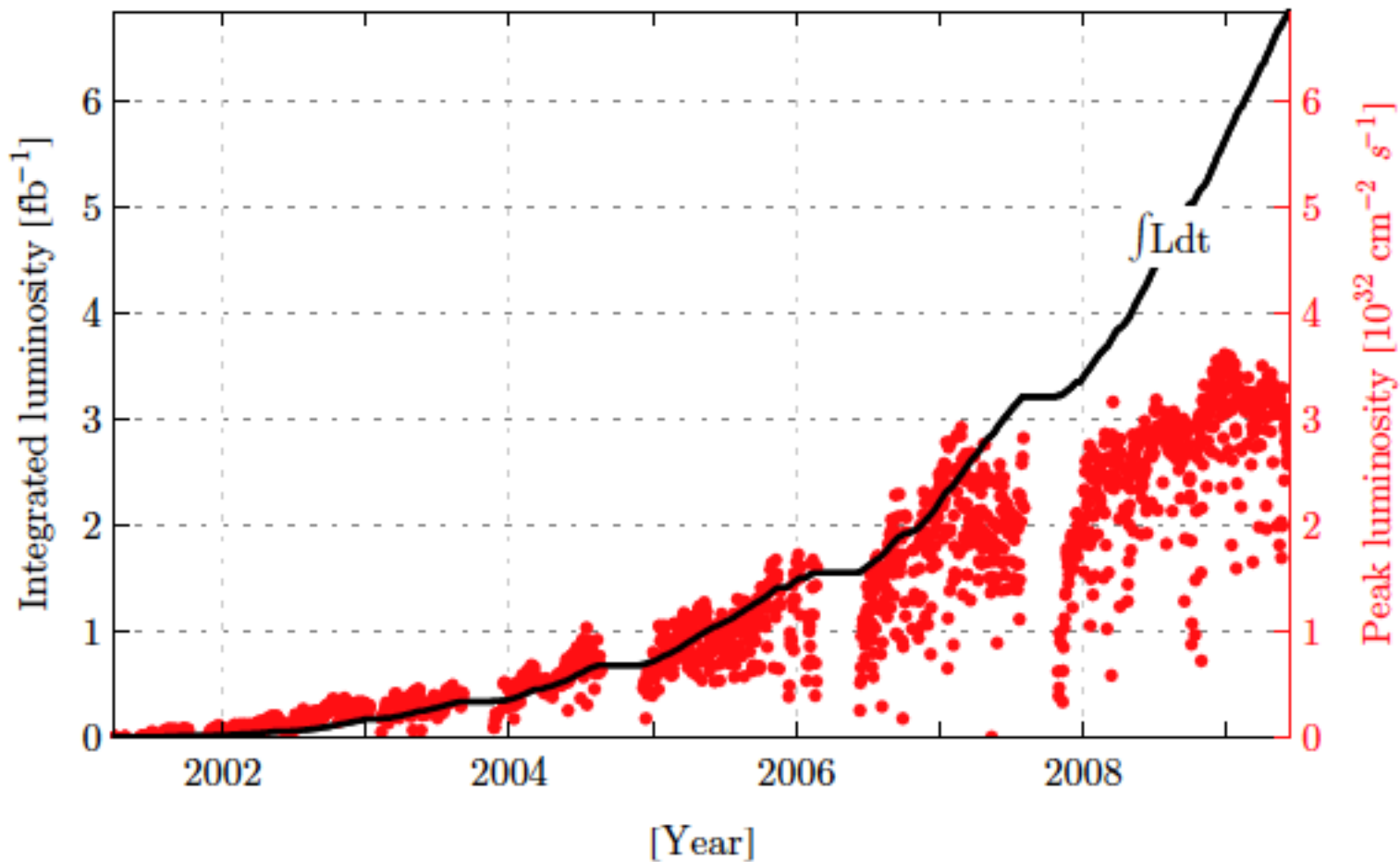


Of course it wasn't always as good as that





Run II





Operation month

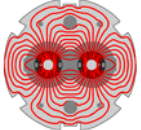
After a year or so...

- 30 days per month
- 3 day technical stop & recovery
- [~2 days machine development]
 - Absorbed into unavailability for this exercise
- 60% machine availability
 - During which time we are dedicated to trying to do physics

- During the year also expect to do 4 weeks of ions (plus one week setup)
- Plus other requests e.g. Totem



OUT WITH THE CRYSTAL BALL



Step	E [TeV]	Fill scheme	N	β^* [m] IP1 / 2 / 5 / 8	Run time (indicative)
1	0.45	2x2	5×10^{10}	11 / 10 / 11 / 10	Weeks
2	3.5	2x2	$2 - 5 \times 10^{10}$	11 / 10 / 11 / 10	
3	3.5	2x2*	$2 - 5 \times 10^{10}$	2 / 10 / 2 / 2	
4	3.5	43x43	5×10^{10}	2 / 10 / 2 / 2	Weeks/Months
5	3.5	156x156	5×10^{10}	2 / 10 / 2 / 2	
6	3.5	156x156	9×10^{10}	2 / 10 / 2 / 2	Months
7	3.5	50 ns - 144**	7×10^{10}	2.5 / 3 / 2.5 / 3	
8	3.5	50 ns - 288	7×10^{10}	2.5 / 3 / 2.5 / 3	
9	3.5	50 ns - 720	7×10^{10}	2.5 / 3 / 2.5 / 3	Months

* Turn on crossing angle at IP1.

**Turn on crossing angle at all IPs.

One month: 720 bunches of 7×10^{10} at $\beta^* = 2.5$ m gives a peak luminosity of $1.2 \times 10^{32} \text{ cm}^{-2}\text{s}^{-1}$ and an integrated of about 105 pb^{-1} per month

[15% nominal – 28 MJ]



3.5 TeV: run flat out at $\sim 100 \text{ pb}^{-1}$ per month

5 TeV:

- start with optimistic end of 2010 level
- tight collimator settings and limits given by Ralph & Werner

	No. bunches	ppb	Total Intensity	beta*	Peak Lumi	Int Lumi [pb^{-1}]
50 ns	432	7 e10	3 e13	2	1.3 e32	~ 85
Pushing intensity limit	720	7 e10	5.1 e13	2	2.2 e32	~ 140
Pushing bunch current limit	432	11 e10	4.8 e13	2	3.3 e32	~ 209

Either way should be able to deliver around 1 fb^{-1}

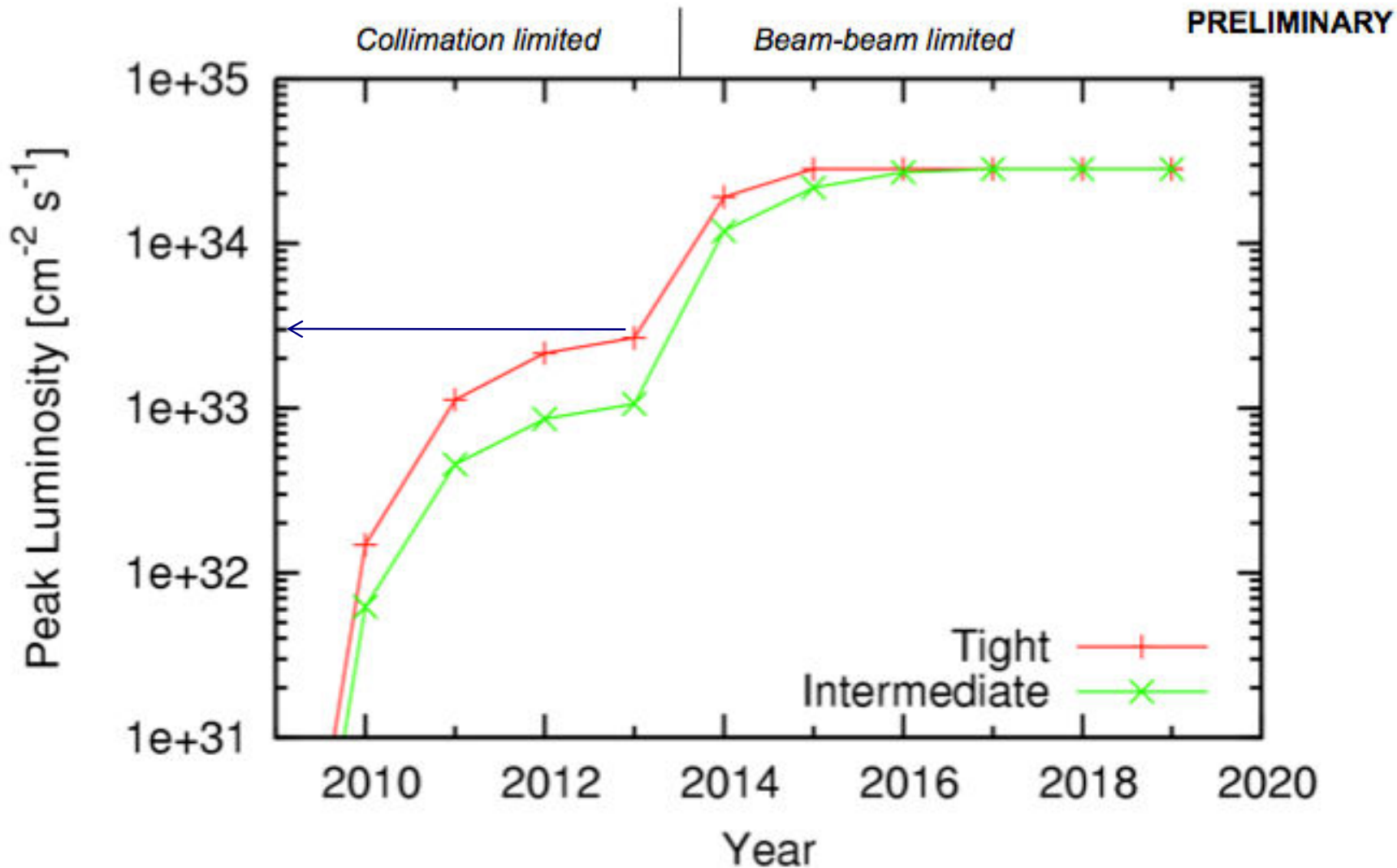


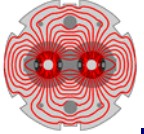
Constraints to 2015

- Energy
 - Sort out the splices either
 - via 5 TeV and a staged consolidation
 - or in one go
- Beam intensity limits from collimation phase 1
 - 40% maximum – less with imperfections
 - 2012 + X: modification of IRs
 - 2012 + X + 1: Cryo collimators buys nominal intensity
 - 2014/2015: Full phase 2 buys nominal and ultimate intensity
- Show due respect to destructive power of the beams



Result: Peak Luminosity versus Time (Scenario 1)

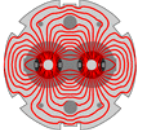




Scenario A: sort splices out in one go

- Two years at 3.5 TeV
 - 2010: should peak at 10^{32} and yield up to 0.5 fb^{-1}
 - 2011: $\sim 1 \text{ fb}^{-1}$ at 3.5 TeV
 - **2012: splice consolidation (and cryo collimator prep.)**
 - 2013: 6.5 TeV - 25% nominal intensity
 - 2014: 7 TeV – 50% nominal intensity
- } Aggressive

Year	Months	energy	beta	ib	nb	Peak Lumi	Lumi per month	Int Lumi Year	Int Lumi Cul
2010	8	3.5	2.5	7 e10	720	1.2 e32	-	0.2	0.2
2011	8	3.5	2.5	7 e10	720	1.2 e32	0.1	0.8	1.0
2012									
2013	6	6.5	1	1.1 e11	720	1.4 e33	1.1	7	8
2014	7	7	1	1.1 e11	1404	3.0 e33	2.3	16	24



Scenario B: staged 7 TeV consolidation

- 2010: should peak at 10^{32} and yield up to 0.5 fb^{-1}
- Consolidation - good for 5 TeV – staged 7 TeV
- 2011: $\sim 1 \text{ fb}^{-1}$ at 5 TeV
- 2012: $\sim 10 \text{ fb}^{-1}$ at 5 TeV (really pushing the limits)
- 2013: 6.5 TeV – 25% nominal intensity
- 2014: 7 TeV – 50 % nominal intensity

Year	Months	energy	beta	ib	nb	Peak Lumi	Lumi per month	Int Lumi Year	Int Lumi Cul
2010	8	3.5	2	7 e10	720	1 e32	-	0.2	0.2
2011	5	5	2	7 e10	720	2.2 e32	0.2	1	1
2012	5	5	1	1.1 e11	900	1.4 e33	1.1	6	7
2013	6	6.5	1	1.1 e11	720	1.4 e33	1.1	7	14
2014	7	7	1	1.1 e11	1440	3.0 e33	2.3	16	30



Independent estimate

Courtesy of a rather pessimistic but perhaps more realistic Massi Ferro-Luzzi

Year	Months	energy	beta	ib	nb	Peak Lumi	Lumi per month	Int Lumi Year	Int Lumi Cul
2010	6	3.5	2.5	7 e10	720	1.0 e32	-	0.1	0.1
2011	9	3.5	2.5	9 e10	720	2.0 e32	0.1	1	1.1
2012									
2013	6	6.5	1	9 e10	720	9 e32	0.45	2.7	3.8
2014	9	6.5	1	9 e10	1404	1.7 e33	0.6	5.3	9.1

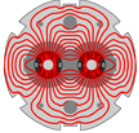
At least in the same ball park



2015 - 2020?

- Arrive at end 2014 (with a bit of luck)
 - 7 TeV
 - 30% nominal performance
 - Between 10 - 30 fb⁻¹ in the bag
 - Cryo collimators in – good for nominal

- On the schedule
 - LINAC4
 - Collimators phase 2
 - Phase 1 upgrade



2015 - 2020?

■ Statistical error halving time

- Accumulate $x \text{ fb}^{-1}$ per year
- A naïve 3 more years at the same rate to halve the error
- Flat lining soon becomes uninteresting
- However, we're hardly flat-lining at this stage

■ Assumptions

- PS at increased injection energy plus LINAC4 are good for ultimate (after a suitable commissioning period)
- $\sim 1.7 \times 10^{11}$ can be swallowed by the SPS
- LHC can swallow ultimate





2015 – 2016 nominal

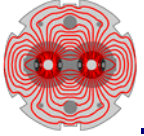
Take a 6 month hit for LINAC4 & collimators phase 2, say
[or longer if you include the phase 1 upgrade]

Optimist

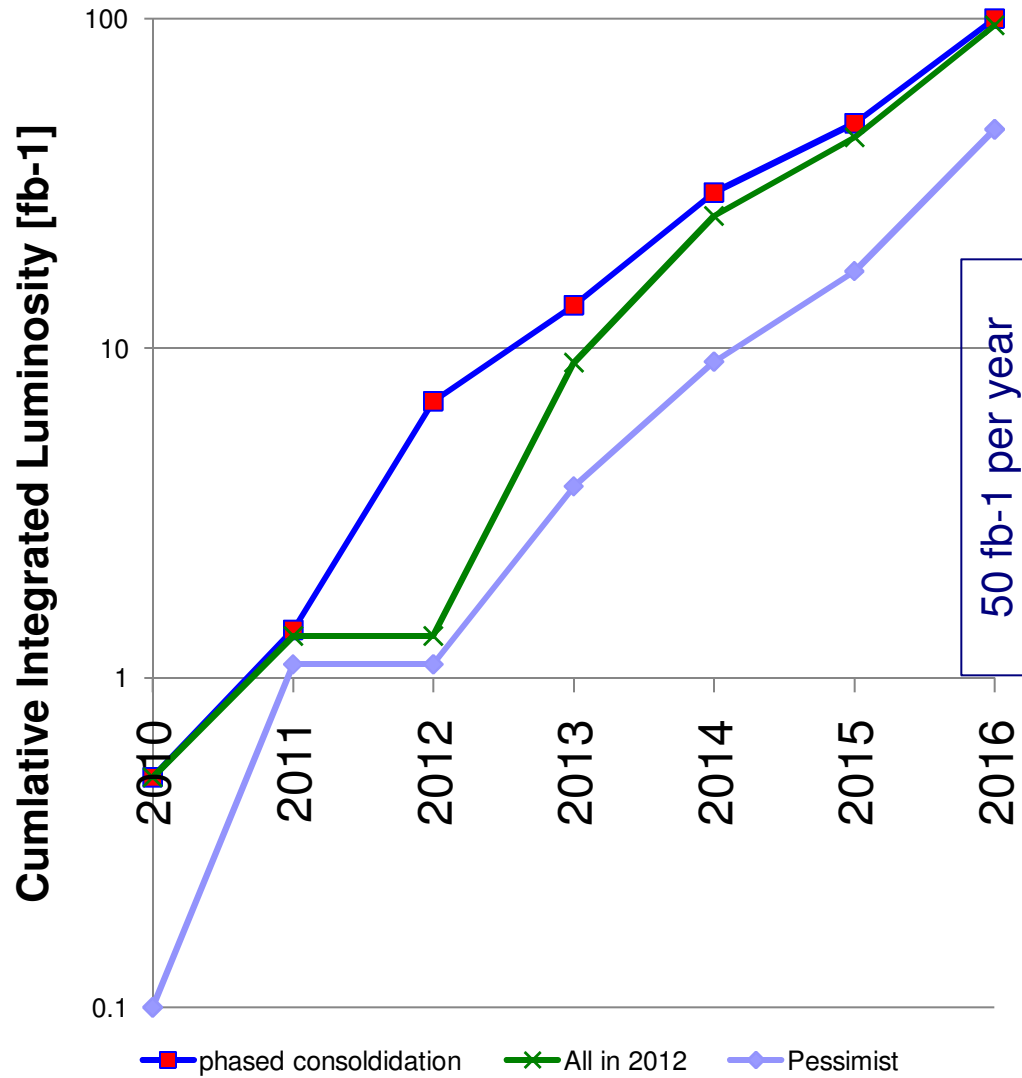
Year	Months	energy	beta	ib	nb	Peak Lumi	Lumi per month	Int Lumi Year	Int Lumi Cul
2015	4	7	1	1.1 e10	2808	6 e33	4.6	18	43
2016	7	7	0.55	1.1 e10	2808	1 e34	7.4	52	96

Massi

Year	Months	energy	beta	ib	nb	Peak Lumi	Lumi per month	Int Lumi Year	Int Lumi Cul
2015	4	7	1	9 e10	2808	3.6 e33	2	8	17
2016	9	7	0.55	9 e10	2808	6.2 e33	3.2	29	46



2010 - 2016



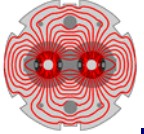


Then contemplate

On paper

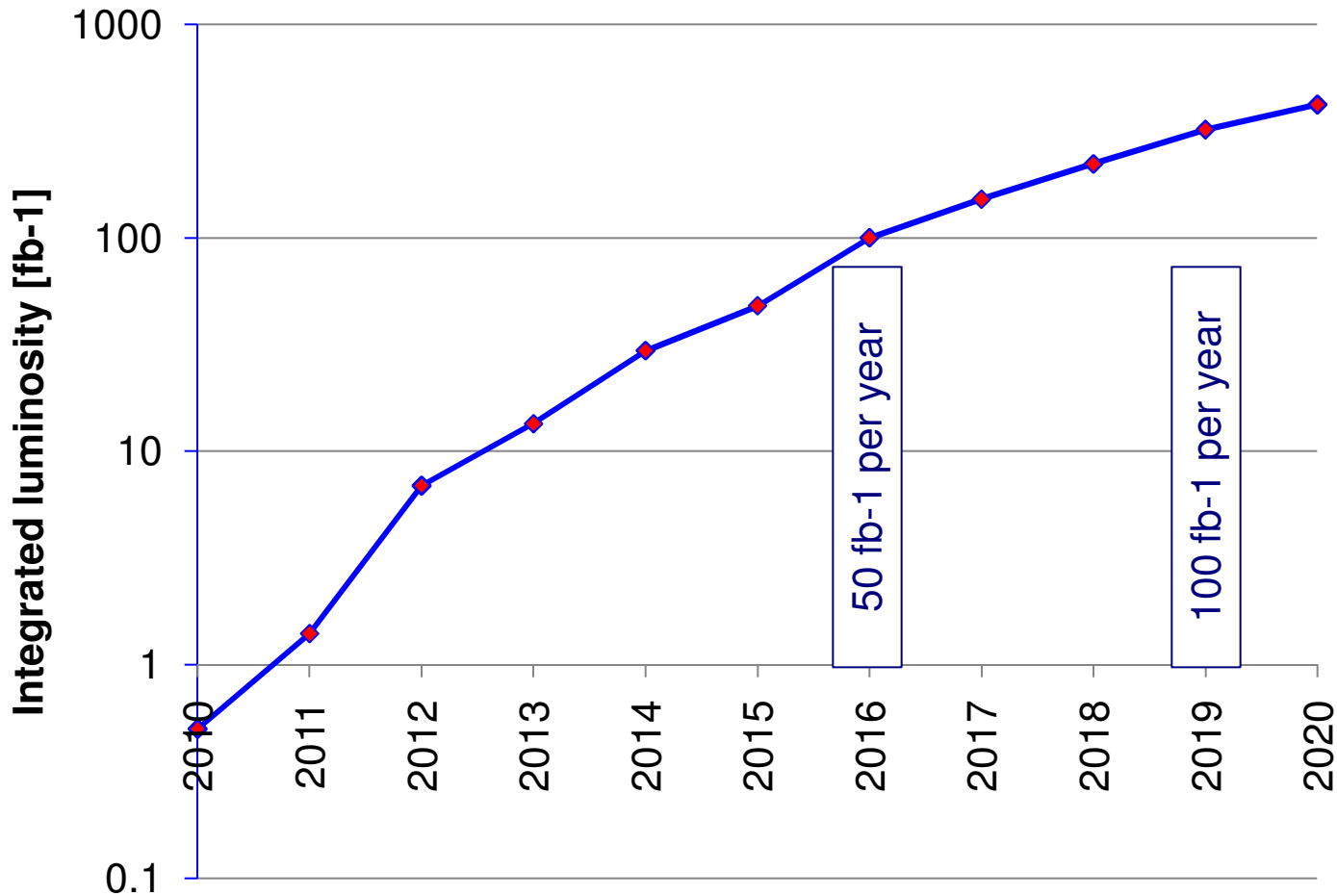
	ppb	beta*	Xing angle	Peak lumi	Int. lumi per month [fb-1]	~per 7 month year [fb-1]
Nominal	1.15 e11	0.5 5	285	1 e34	7.2	50
Ultimate	1.7 e11	0.5 5	315	2.1 e34	14.2	100
Phase 1*	1.15 e11	0.4	410	1.1 e34	7.8	55
Phase 1 Ultimate*	1.7 e11	0.4	560	2.0 e34	14	100

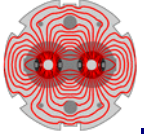
* Stephane Fartoukh



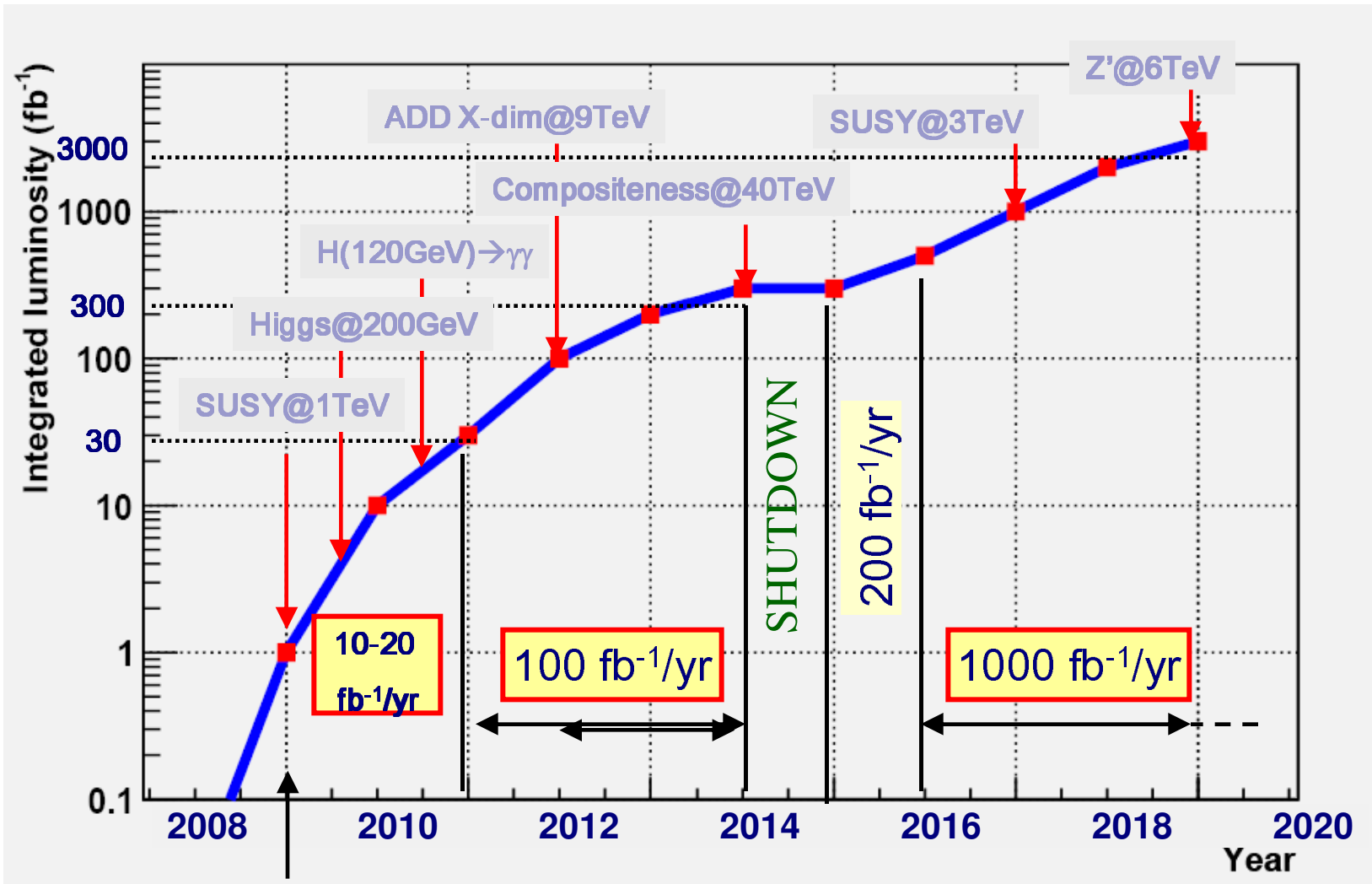
Projecting

Pushing to nominal in 2016 and taking a couple of years to get to get to ultimate
[potential to push phase 1 upgrade not included]





In comparison with...





Conclusions

- Luminosity estimates for the next ten years presented
- Biased towards the optimistic side of realistic
- Big errors bars and numbers should be treated with care particularly after 2016