

Vector Boson Production with Heavy Flavours

Philip Ilten

on behalf of the ATLAS, CMS, and LHCb collaborations

UNIVERSITY OF BIRMINGHAM

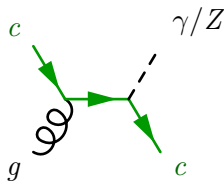
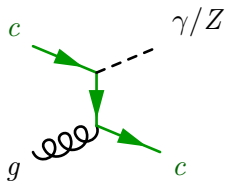
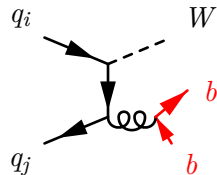
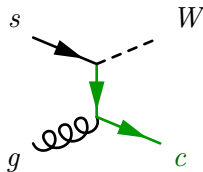
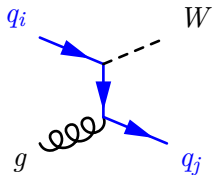
December 13, 2017



LHC ELECTROWEAK WORKING GROUP

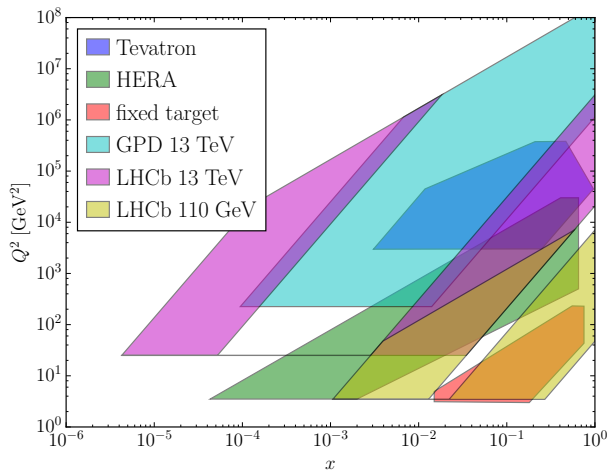


Signatures



PDF Kinematics

$$\sigma = \int x f(x_1, Q^2) x f(x_2, Q^2) \hat{\sigma} dx_1 dx_2, \quad Q^2(x) = e^{\pm 2y} x^2 s$$

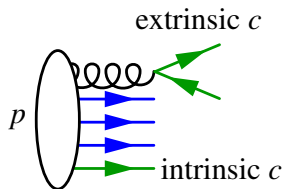


Intrinsic Heavy Flavour

- *extrinsic* heavy-flavor content from soft gluon splitting

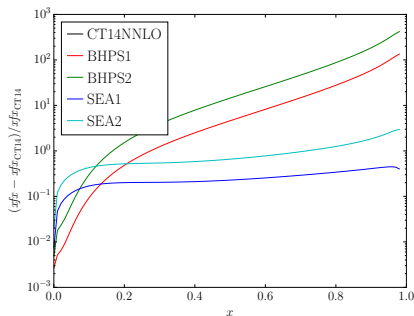
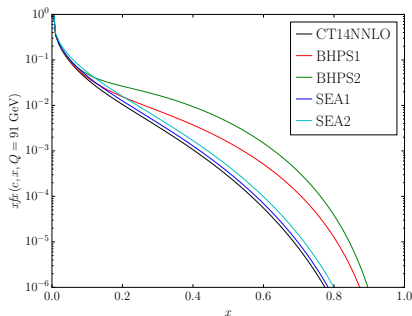
$$xfx(c, x, Q^2) \approx (1 - x)xfx(g, x, Q^2)$$

- *intrinsic* content also possible, bound to valence quarks
 - see [AHEP 2015 \(2015\)](#)
 - percent-level charm content possibly seen in DIS
 - $Q \approx 1 - 10$ GeV, high- x
 - excluded from some global PDF fits



Intrinsic Charm PDFs

- consider two models from CT14 ([PRD 93 \(2016\)](#))
 - BHPS: valence-like via the light-cone picture of nucleon structure
 - SEA: sea-like assuming $IC \propto [\bar{u}(x, Q_0) + \bar{d}(x, Q_0)]$ for $Q_0 < m_c$
- two normalization points, $\langle x \rangle_{IC} \equiv \int_0^1 x IC(x, m_c) dx$
 - 1: $\langle x \rangle_{IC} = 0.6\%$
 - 2: $\langle x \rangle_{IC} \approx 2\%$ (maximally allowed from global fit)



Measurements

experiment	final state	year	\sqrt{s} TeV	reference
ATLAS	$\gamma + c/b$	2017	8	arXiv:1710.09560
	$Z + b(b)$	2014	7	JHEP 10 (2014) 141
	$W + c$	2014	7	JHEP 05 (2014) 068
	$W + b$	2013	7	JHEP 06 (2013) 084
	$W + b$	2011	7	PLB 707 (2012) 418
	$Z + b$	2011	7	PLB 706 (2012) 295
CMS	$Z + c$	2017	8	arXiv:1711.02143
	$Z + b(b)$	2016	8	EPJC 77 (2017) 751
	$W + bb$	2016	8	EPJC 77 (2017) 92
	$Z + b(b)$	2014	7	JHEP 06 (2014) 120
	$W + bb$	2013	7	PLB 735 (2014) 204
	$W + c$	2013	7	JHEP 02 (2014) 013
	$Z + b$	2013	7	JHEP 12 (2013) 039
	$Z + b$	2012	7	JHEP 06 (2012) 126
LHCb	$tt, W + cc/bb$	2016	8	PLB 767 (2017) 110
	$W + c/b/j$	2015	7/8	PRD 92 (2015) 052
	$Z + b$	2014	7	JHEP 01 (2015) 064
	$Z + D$	2014	7	JHEP 04 (2014) 091



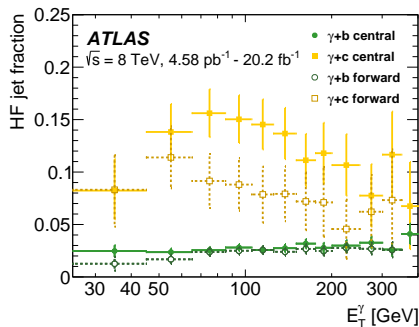
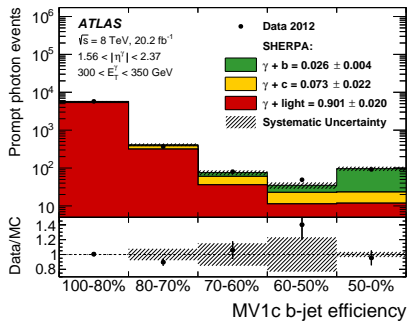
ATLAS $\gamma + c/b$

arXiv:1710.09560



Signal Determination

- measured differentially in $E_T(\gamma)$ and $\eta(\gamma)$
- *central*: $|\eta(\gamma)| < 1.37$, *forward*: $1.56 < |\eta(\gamma)| < 2.37$
- photon signal determined from sidebands
- flavour determined from discriminator fit

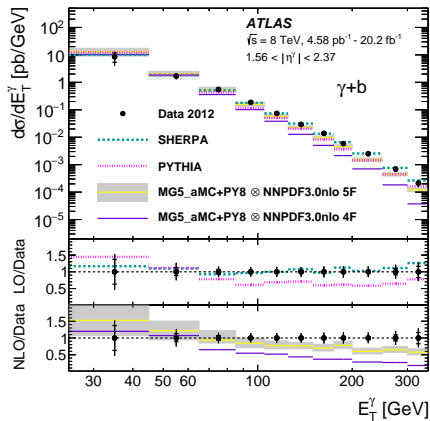
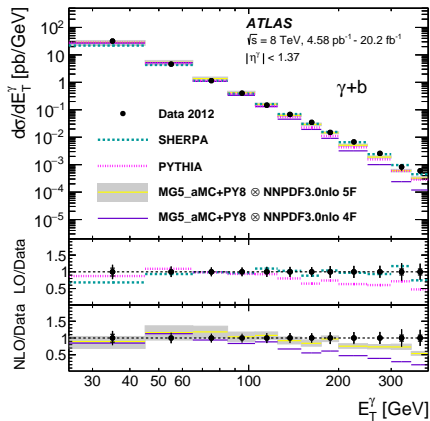


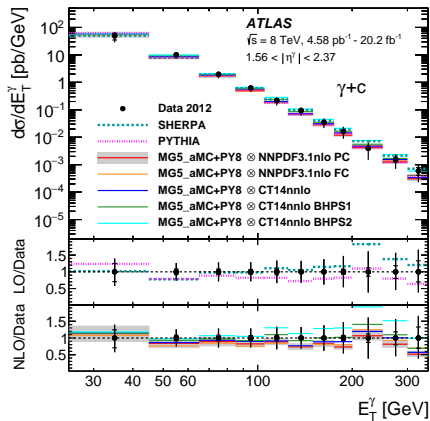
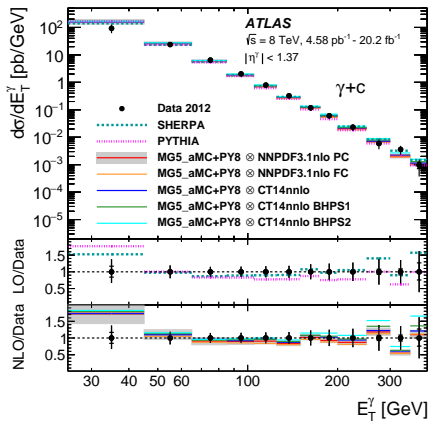
Systematics

	$\gamma + b$		
	central	forward	ratio
MC statistical	1.9 - 6.4	3.1 - 14	3.6 - 17
<i>b</i> -tagging	2.4 - 17	2.5 - 15	0.1 - 0.6
<i>c</i> -tagging	5.7 - 18	5.3 - 11	2.3 - 6.9
light-tagging	4.9 - 15	6.1 - 31	1.6 - 8.3
	$\gamma + c$		
	central	forward	ratio
MC statistical	2.5 - 24	6.0 - 33	6.1 - 39
<i>b</i> -tagging	0.4 - 12	0.5 - 8.3	0.2 - 2.3
<i>c</i> -tagging	6.0 - 18	6.4 - 18	0.4 - 2.7
light-tagging	12 - 46	21 - 57	8.4 - 28

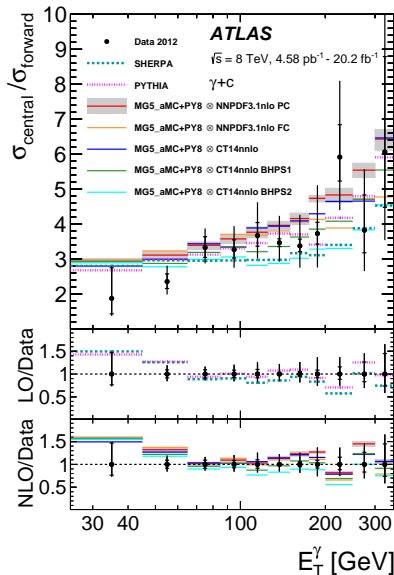
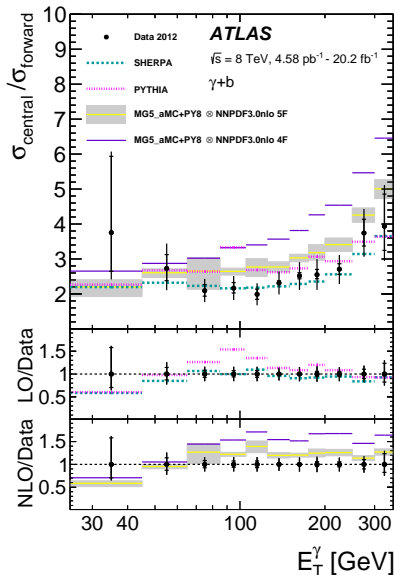
- tagging efficiencies dominate uncertainties



$\gamma + b$ Results

$\gamma + c$ Results

Ratios



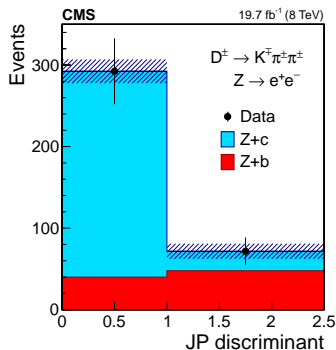
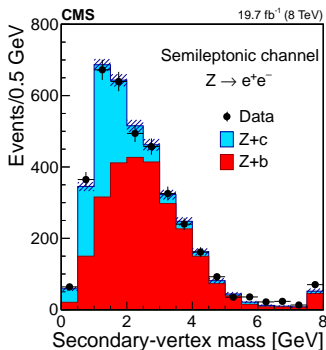
CMS $Z + c$

arXiv:1711.02143

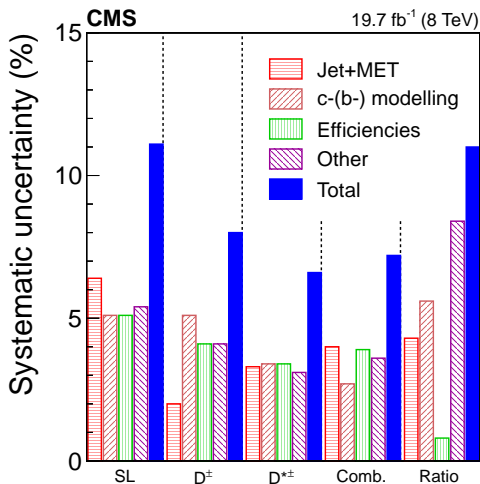


Signal Determination

- three tagging methods are used
 - semi-leptonic decay associated with a secondary vertex
 - an exclusive $D^+ \rightarrow K^- \pi^+ \pi^+$ secondary vertex
 - an exclusive $D^{*+} \rightarrow D^0(K^- \pi^+) \pi^+$ secondary vertex
- measured differentially in $p_T(Z)$ and $p_T(j)$
- flavour determination from corrected mass and jet probability



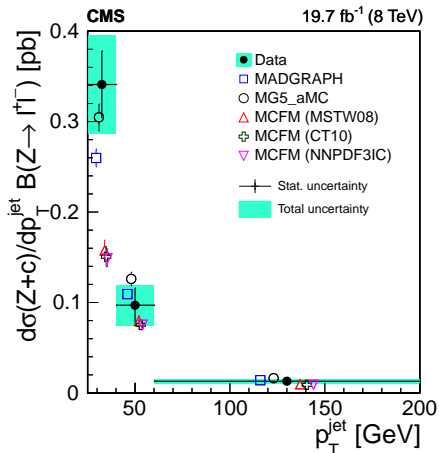
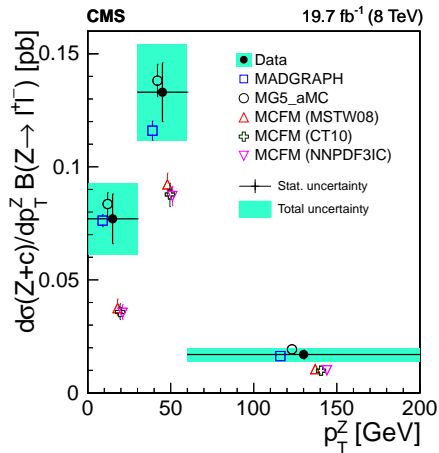
Systematics



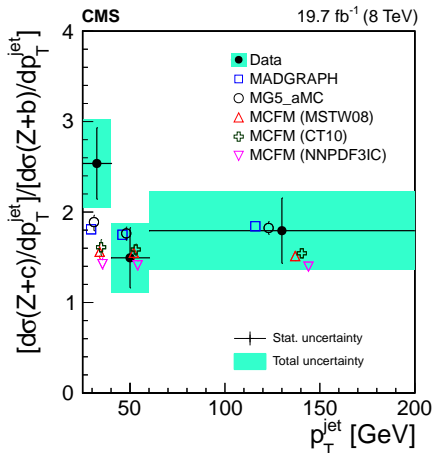
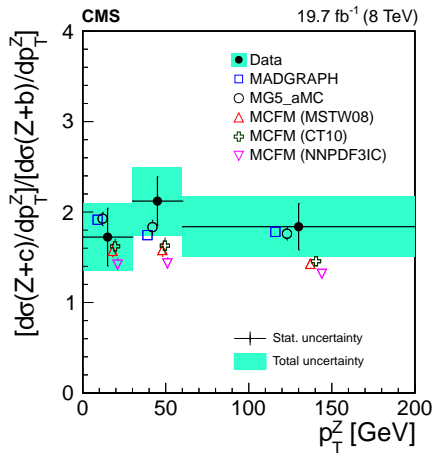
- modeling of c -fragmentation and decays and b -jet correction from top dominant systematics



Results



Ratios



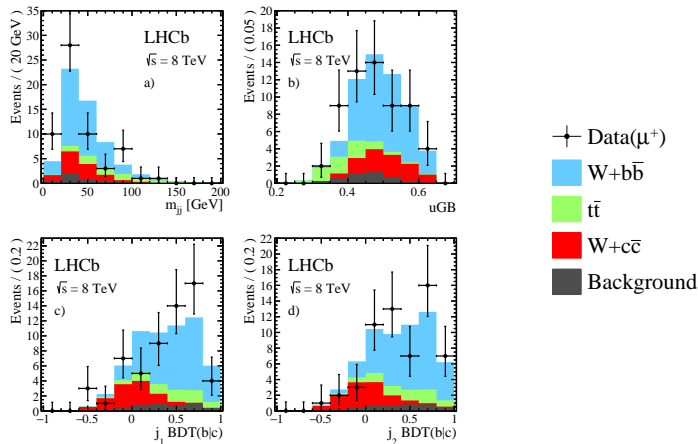
LHCb $tt, W + cc/bb$

PLB 767 (2017) 110



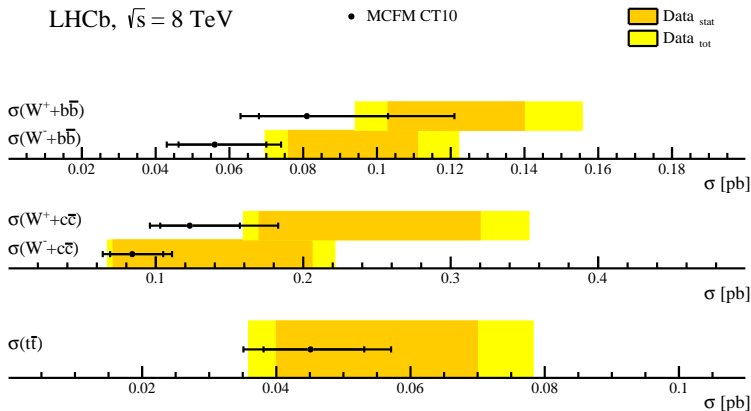
Signal Determination

- tag jets with secondary vertex
- limited statistics allow only integrated cross-sections
- processes determined from four-variable fit



Results

- dominate uncertainty from tagging efficiencies at 5 - 10%

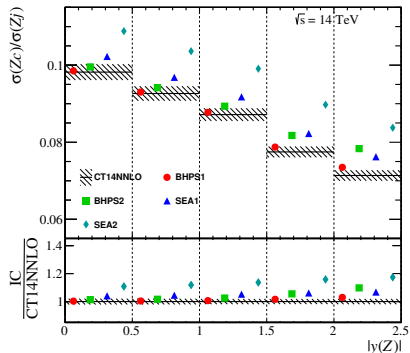
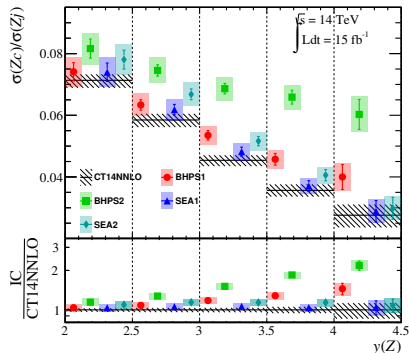


Outlook



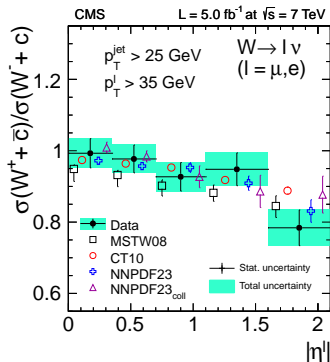
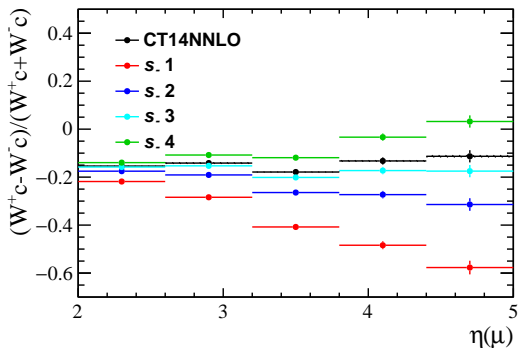
Future Intrinsic Charm

- phenomenology study in [PRD 93 \(2016\)](#)
- LHCb sensitive to valence $\langle x \rangle_{IC} > 0.3\%$ and sea $\langle x \rangle_{IC} > 1\%$
- ATLAS/CMS sensitivity dependent on tagging uncertainties



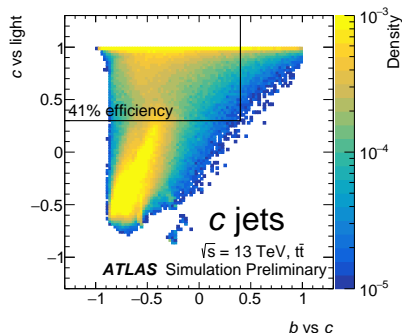
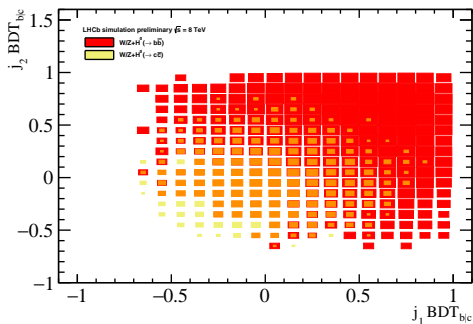
Strange Asymmetries

- proton strangeness higher than expected, $\approx 1\%$
- precision inclusive W and Z measurements primary constraint
- $W + c$ asymmetry can constrain strange asymmetry
- four scenarios from CTEQ fit, [JHEP 0704 \(2007\)](#)



Charm Yukawa

- recent $V + H(c\bar{c})$ result from ATLAS ([ATLAS-CONF-2017-078](#)) and LHCb ([LHCb-CONF-2016-006](#))
- highlight $V + Q(Q)$ importance for calibration and background



Conclusions

- recent developments in heavy flavour tagging
- in many cases statistics still a limiting factor
- tagging efficiency and c/b separation will remain as dominant systematics
- need for updated measurements, energy ratios, *etc.* clear

Thank you!

