

Electron dynamics with Synchrotron Radiation

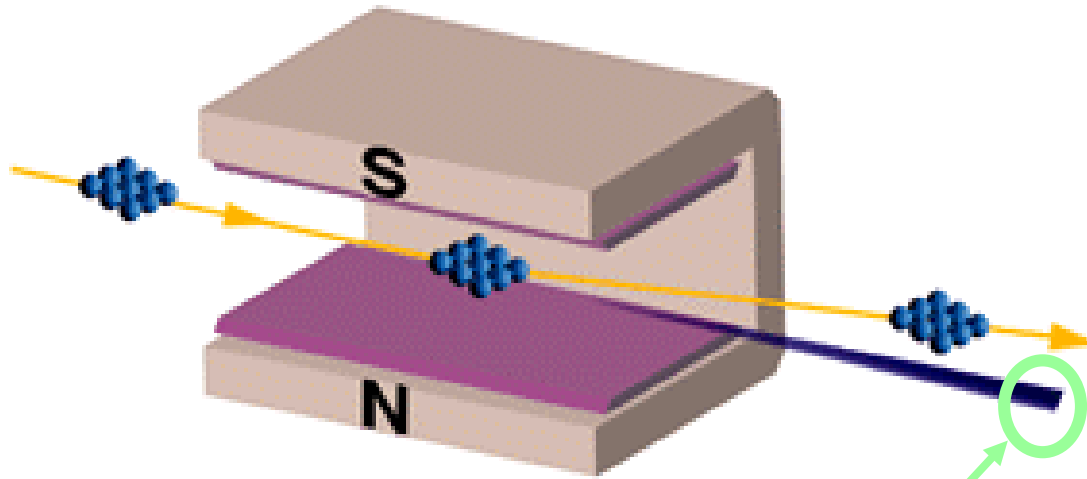
Lenny Rivkin

Paul Scherrer Institute (PSI)

and

Swiss Federal Institute of Technology Lausanne (EPFL)

Curved orbit of electrons in magnet field



Accelerated charge →

Electromagnetic radiation


Electromagnetic waves

Crab Nebula
6000 light years away



First light observed
1054 AD

GE Synchrotron
New York State



First light observed
1947

Synchrotron radiation: some dates

- 1873 Maxwell's equations
- 1887 Hertz: electromagnetic waves
- 1898 Liénard: retarded potentials
- 1900 Wiechert: retarded potentials
- 1908 Schott: Adams Prize Essay

... waiting for accelerators ...

1940: 2.3 MeV betatron, Kerst, Serber

Maxwell equations (poetry)

*War es ein Gott, der diese Zeichen schrieb
Die mit geheimnisvoll verborg'nem Trieb
Die Kräfte der Natur um mich enthüllen
Und mir das Herz mit stiller Freude füllen.*

Ludwig Boltzman



*Was it a God whose inspiration
Led him to write these fine equations
Nature's fields to me he shows
And so my heart with pleasure glows.*

translated by John P. Blewett

Synchrotron radiation: some dates

- 1873 Maxwell's equations
- 1887 Hertz: electromagnetic waves
- 1898 Liénard: retarded potentials
- 1900 Wiechert: retarded potentials
- 1908 Schott: Adams Prize Essay

... waiting for accelerators ...

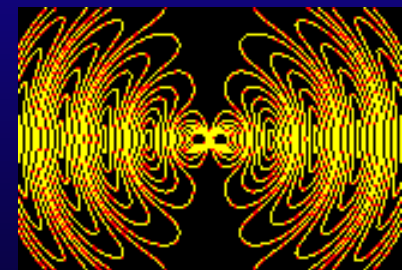

1940: 2.3 MeV betatron, Kerst, Serber

THEORETICAL UNDERSTANDING →

1873 Maxwell's equations

→ made evident that changing charge densities would result in electric fields that would radiate outward

1887 Heinrich Hertz demonstrated such waves:



It's of no use whatsoever[...] this is just an experiment that proves Maestro Maxwell was right—we just have these mysterious electromagnetic waves that we cannot see with the naked eye. But they are there.

Synchrotron radiation: some dates

- 1873 Maxwell's equations
- 1887 Hertz: electromagnetic waves
- 1898 Liénard: retarded potentials
- 1900 Wiechert: retarded potentials
- 1908 Schott: Adams Prize Essay

... waiting for accelerators ...

1940: 2.3 MeV betatron, Kerst, Serber

Donald Kerst: first betatron (1940)



"Ausserordentlichhochgeschwindigkeitelektronenentwickelndenschwerarbeitsbeigollitron"

Synchrotron radiation: some dates

- 1946 Blewett observes **energy loss**
due to synchrotron radiation
100 MeV betatron
- 1947 First **visual** observation of SR **NAME!**
70 MeV synchrotron, GE Lab
- 1949 Schwinger PhysRev paper
- ...
- 1976 Madey: first demonstration of
Free Electron laser

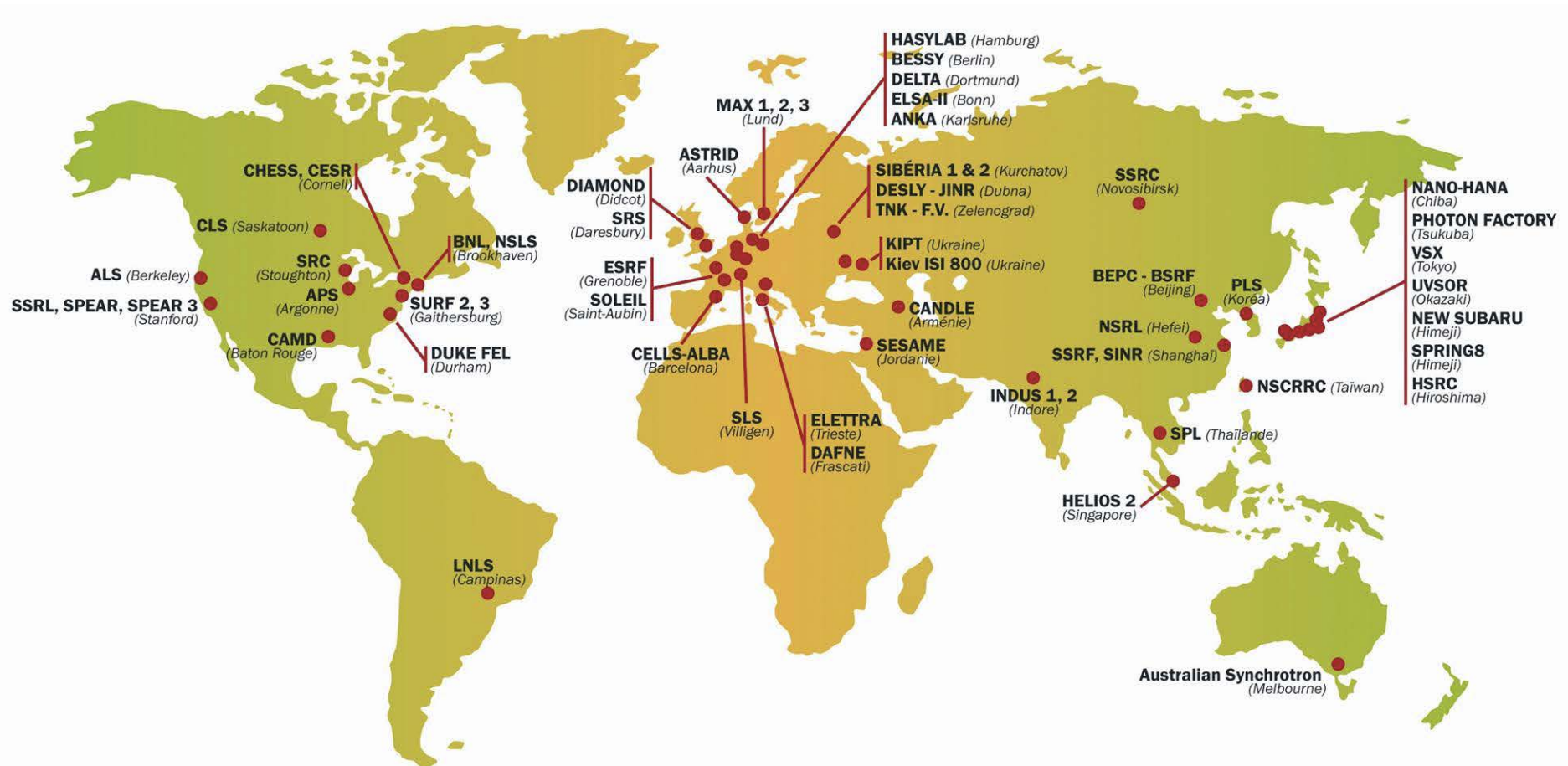
Paul Scherrer Institute, Switzerland



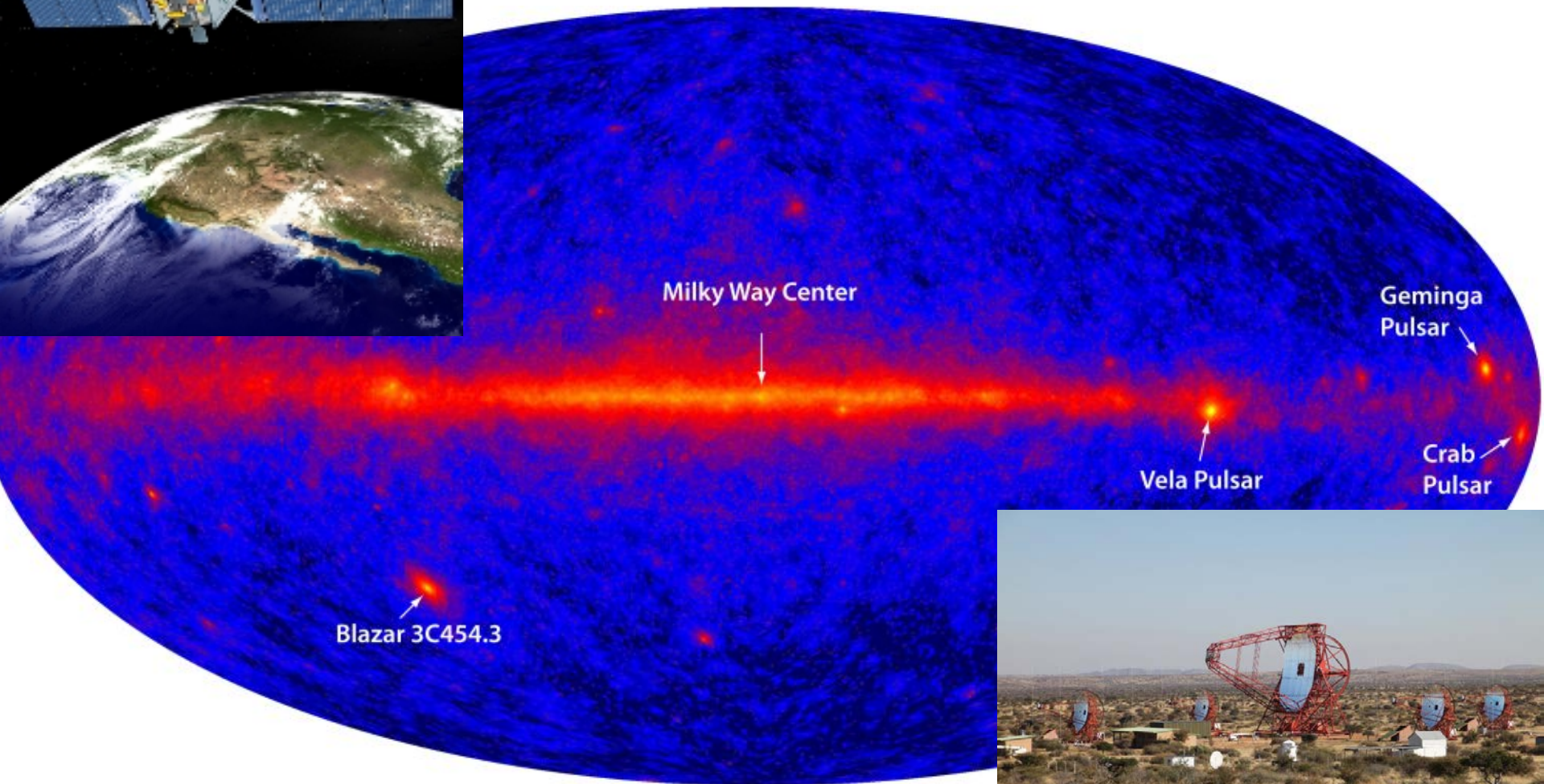
SwissFEL

Swiss Light Source

60'000 SR users world-wide



A larger view



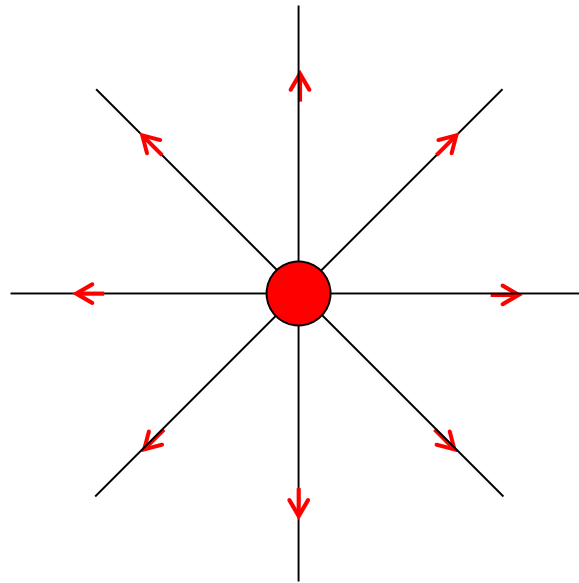
Why do they radiate?

Synchrotron Radiation is
not as simple as it seems

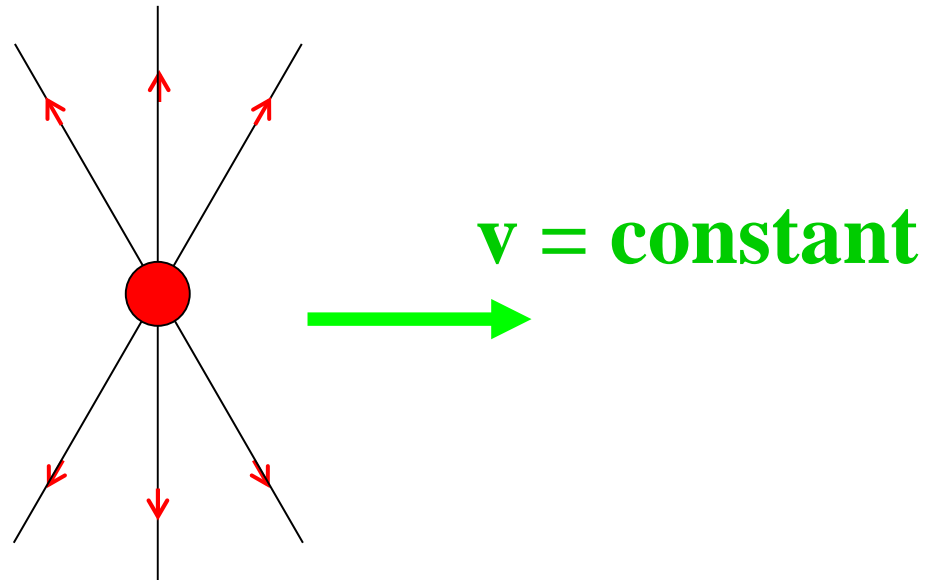
... I will try to show
that it is much simpler

Charge at rest

Coulomb field, no radiation



Uniformly moving charge does not radiate



But! Cerenkov!

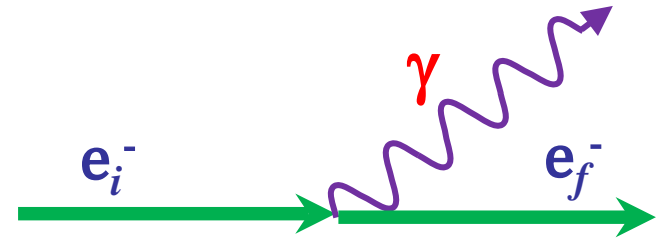
Free isolated electron cannot emit a photon

Easy proof using 4-vectors and relativity

- momentum conservation if a photon is emitted

$$\mathbf{P}_i = \mathbf{P}_f + \mathbf{P}_\gamma$$

- square both sides



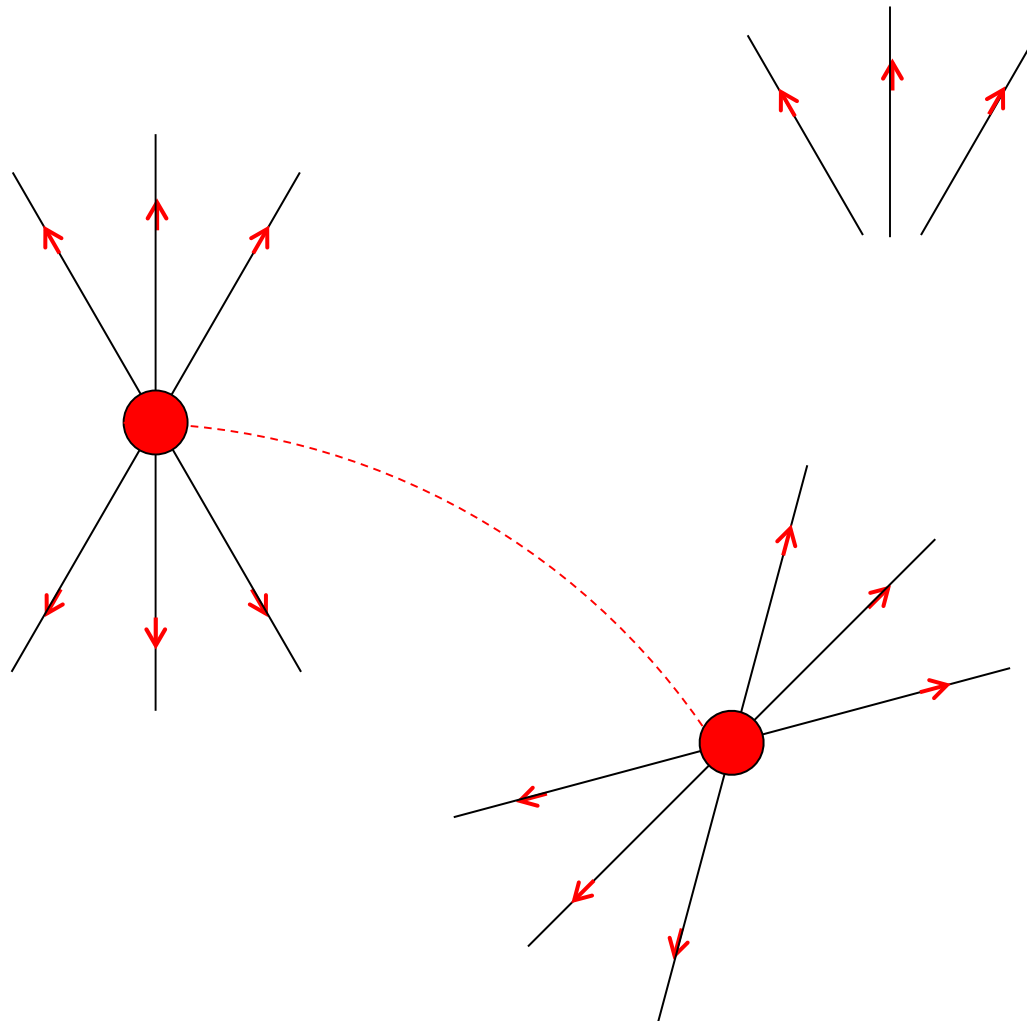
$$m^2 = m^2 + 2\mathbf{P}_f \cdot \mathbf{P}_\gamma + 0 \Rightarrow \mathbf{P}_f \cdot \mathbf{P}_\gamma = 0$$

- in the rest frame of the electron


$$\mathbf{P}_f = (m, 0) \quad \mathbf{P}_\gamma = (E_\gamma, p_\gamma)$$

this means that the photon energy must be zero.


We need to separate the field from charge



Bremsstrahlung
or
“braking” radiation



Transition Radiation



$$c_1 = \frac{1}{\sqrt{\epsilon_1 \mu_1}}$$

$$c_2 = \frac{1}{\sqrt{\epsilon_2 \mu_2}}$$

Liénard–Wiechert potentials

$$\varphi(\mathbf{t}) = \frac{1}{4\pi\epsilon_0} \frac{q}{[\mathbf{r}(1 - \vec{\mathbf{n}} \cdot \vec{\boldsymbol{\beta}})]_{ret}} \quad \vec{\mathbf{A}}(\mathbf{t}) = \frac{q}{4\pi\epsilon_0 c^2} \left[\frac{\vec{\mathbf{v}}}{\mathbf{r}(1 - \vec{\mathbf{n}} \cdot \vec{\boldsymbol{\beta}})} \right]_{ret}$$

and the electromagnetic fields:

$$\nabla \cdot \vec{\mathbf{A}} + \frac{1}{c^2} \frac{\partial \varphi}{\partial t} = 0 \quad (\text{Lorentz gauge})$$

$$\vec{\mathbf{B}} = \nabla \times \vec{\mathbf{A}}$$

$$\vec{\mathbf{E}} = -\nabla \varphi - \frac{\partial \vec{\mathbf{A}}}{\partial t}$$

Fields of a moving charge

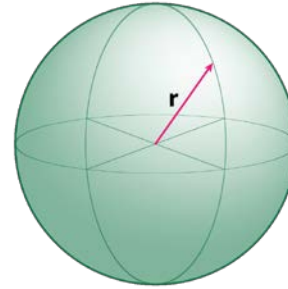
$$\vec{\mathbf{E}}(t) = \frac{q}{4\pi\epsilon_0} \left[\frac{\vec{\mathbf{n}} - \vec{\boldsymbol{\beta}}}{(1 - \vec{\mathbf{n}} \cdot \vec{\boldsymbol{\beta}})^3 \gamma^2} \cdot \frac{1}{\mathbf{r}^2} \right]_{ret} + \text{“near field”}$$

$$\frac{q}{4\pi\epsilon_0 c} \left[\frac{\vec{\mathbf{n}} \times [(\vec{\mathbf{n}} - \vec{\boldsymbol{\beta}}) \times \vec{\boldsymbol{\beta}}]}{(1 - \vec{\mathbf{n}} \cdot \vec{\boldsymbol{\beta}})^3 \gamma^2} \cdot \frac{1}{\mathbf{r}} \right]_{ret} \text{ “far field”}$$

$$\vec{\mathbf{B}}(t) = \frac{1}{c} [\vec{\mathbf{n}} \times \vec{\mathbf{E}}]$$

Energy flow integrated over a sphere

$$Power \sim E^2 \cdot Area$$



$$A = 4\pi r^2$$

Near field

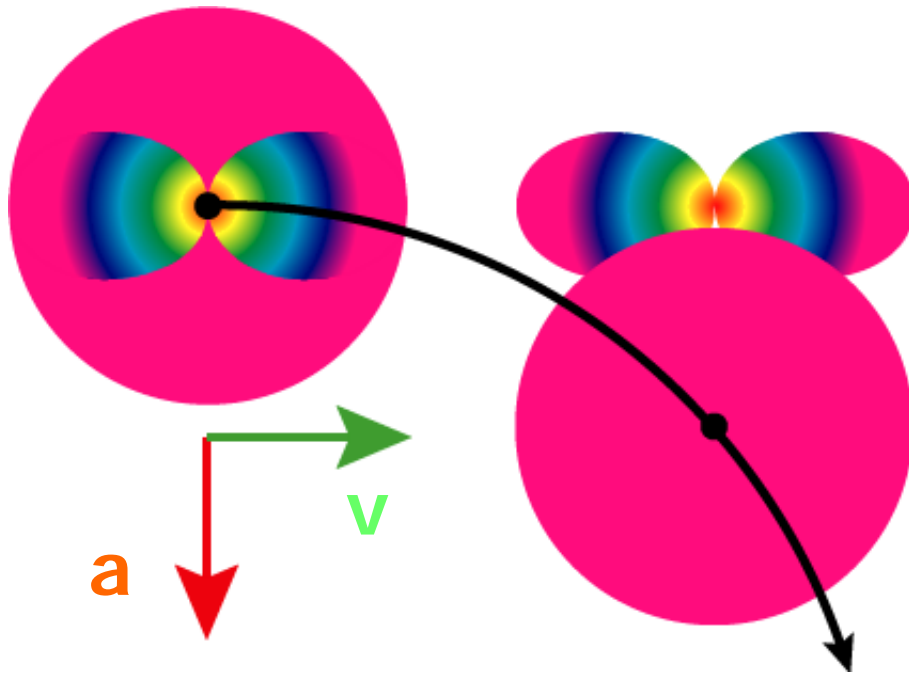
$$P \propto \frac{1}{r^4} r^2 \propto \frac{1}{r^2}$$

Far field


$$P \propto \frac{1}{r^2} r^2 \propto const$$

Radiation = constant flow of energy to infinity

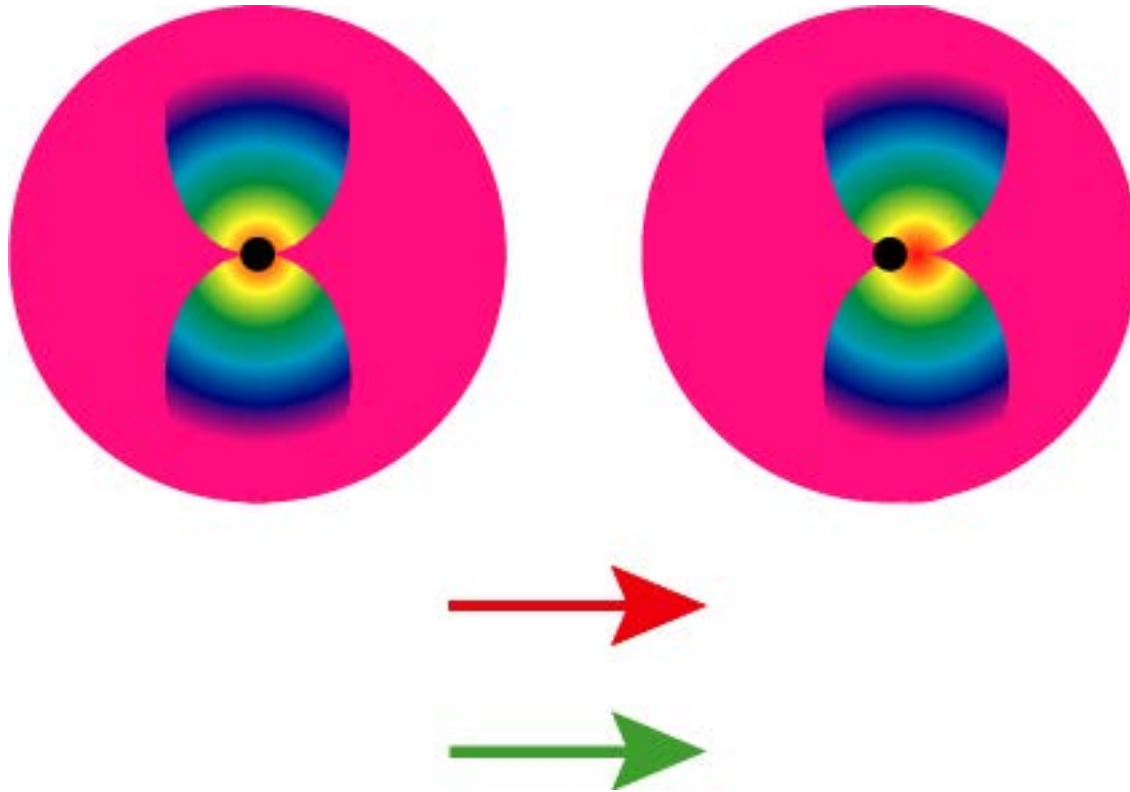
Transverse acceleration



Radiation field quickly
separates itself from the
Coulomb field



Longitudinal acceleration



**Radiation field cannot
separate itself from the
Coulomb field**


Synchrotron Radiation

Basic Properties

Beams of ultra-relativistic particles: e.g. a race to the Moon

An electron with energy of a few GeV emits a photon... a race to the Moon!

$$\Delta t = \frac{L}{\beta c} - \frac{L}{c} = \frac{L}{\beta c} (1 - \beta) \sim \frac{L}{\beta c} \cdot \frac{1}{2\gamma^2}$$

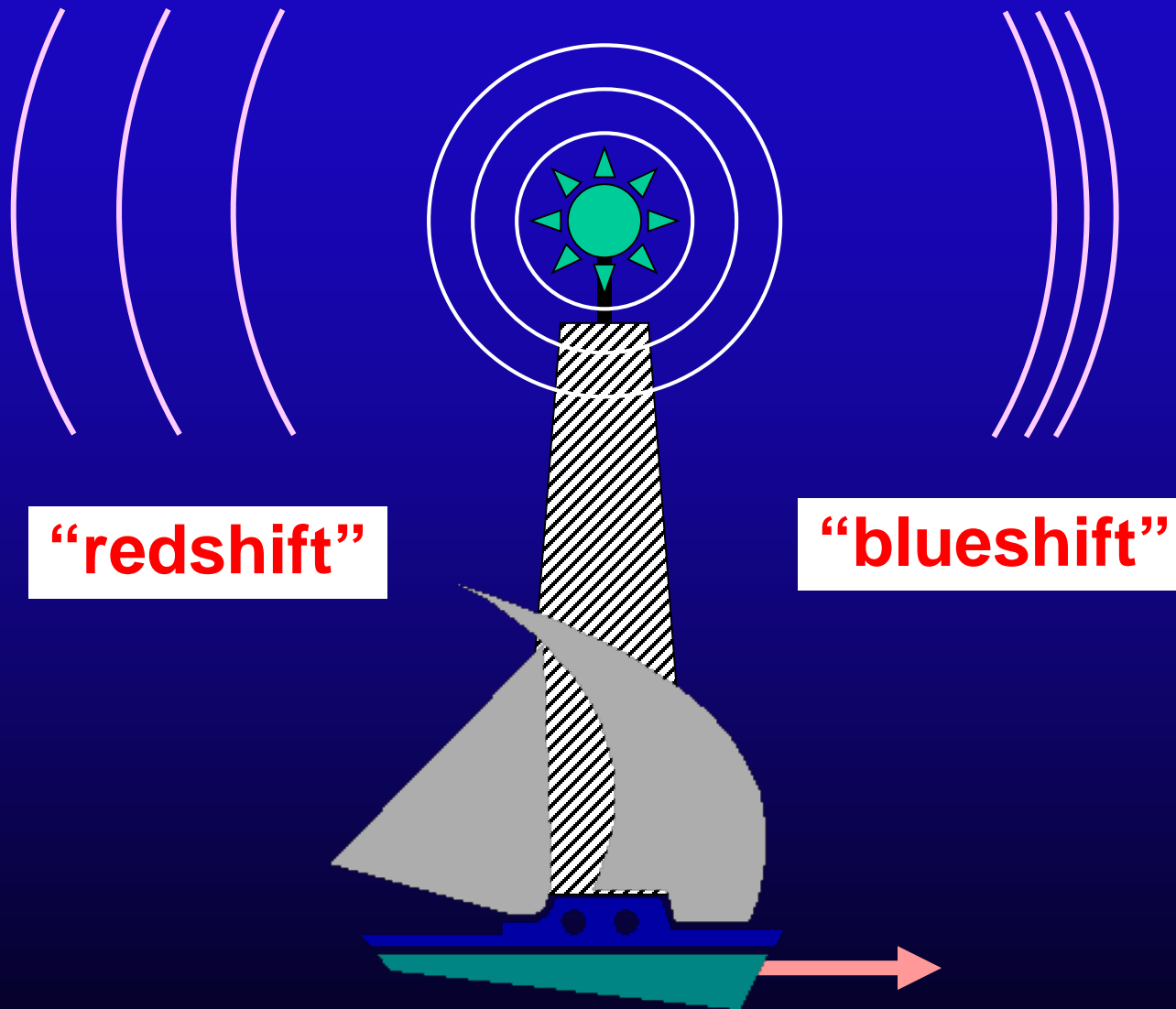


Electron will lose

- by only 8 meters
- the race will last only 1.3 seconds

$$\Delta L = L(1 - \beta) \cong \frac{L}{2\gamma^2}$$

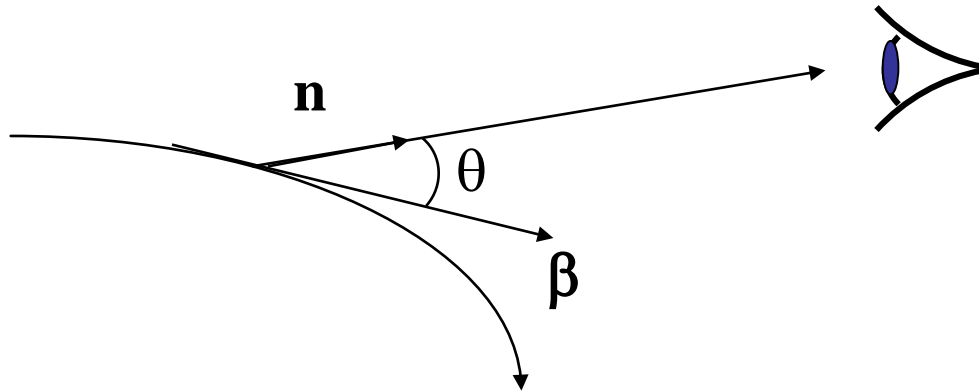
Moving Source of Waves: Doppler effect



Cape Hatteras, 1999

Time compression

Electron with velocity β emits a wave with period T_{emit} while the observer sees a different period T_{obs} because the electron was moving towards the observer



$$T_{\text{obs}} = (1 - \mathbf{n} \cdot \boldsymbol{\beta}) T_{\text{emit}}$$

The wavelength is shortened by the same factor

$$\lambda_{\text{obs}} = (1 - \beta \cos \theta) \lambda_{\text{emit}}$$

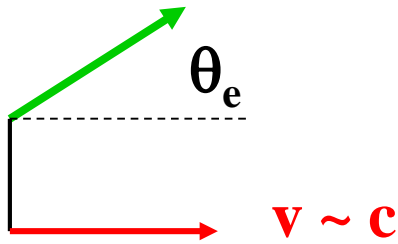
in ultra-relativistic case, looking along a tangent to the trajectory

$$\lambda_{\text{obs}} = \frac{1}{2\gamma^2} \lambda_{\text{emit}}$$

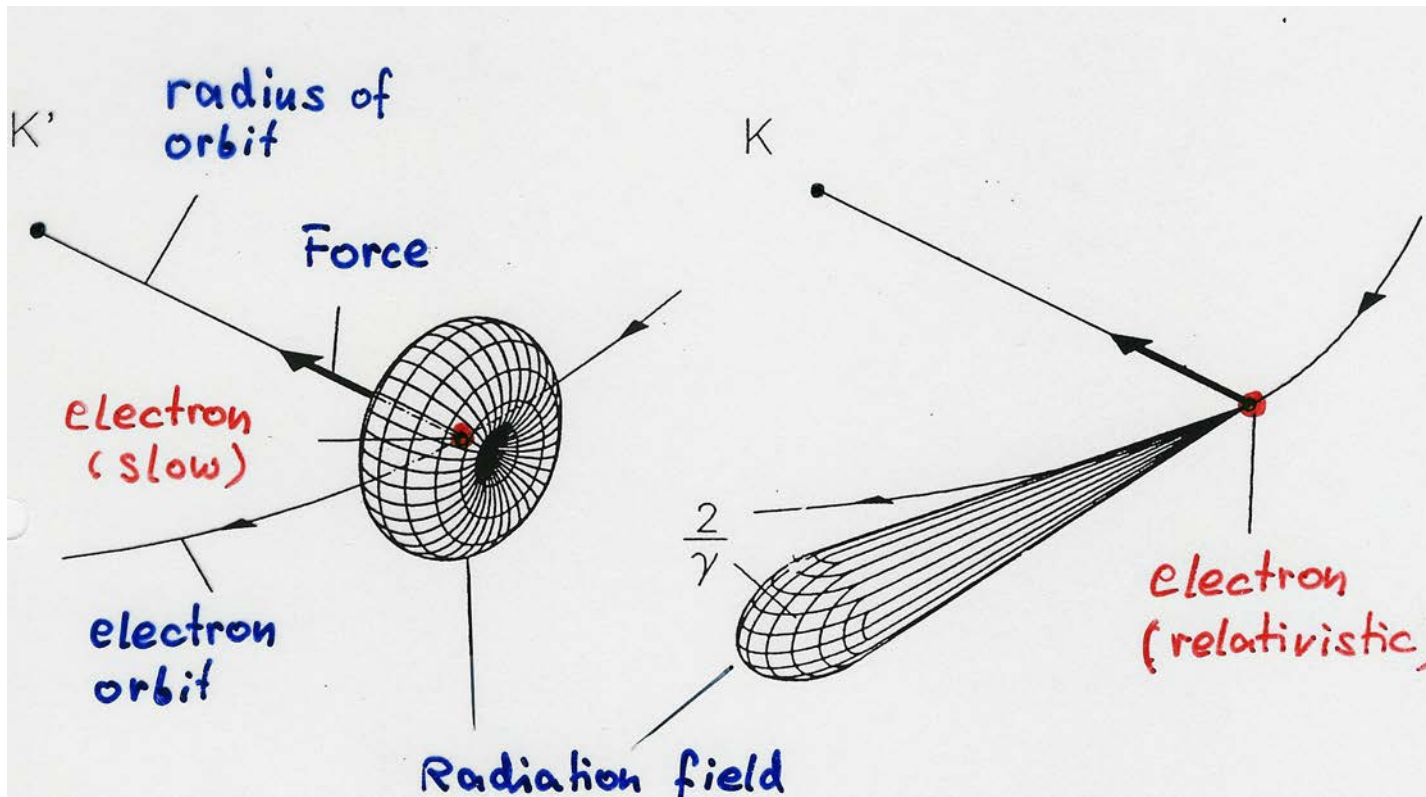
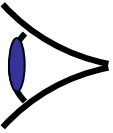

since

$$1 - \beta = \frac{1 - \beta^2}{1 + \beta} \approx \frac{1}{2\gamma^2}$$

Radiation is emitted into a narrow cone



$$\theta = \frac{1}{\gamma} \cdot \theta_e$$

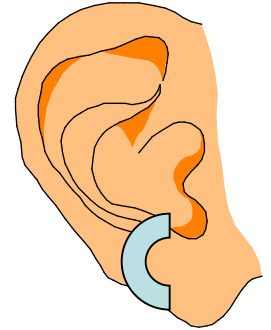
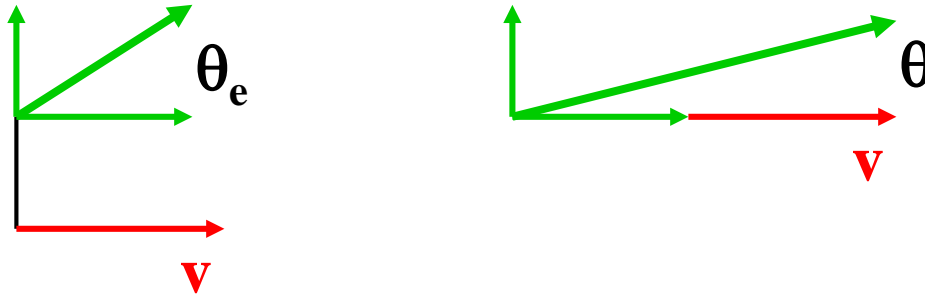


$$v \ll c$$

$$v \approx c$$

Sound waves (non-relativistic)

Angular collimation



$$\theta = \frac{v_{s\perp}}{v_{s\parallel} + v} = \frac{v_{s\perp}}{v_{s\parallel}} \cdot \frac{1}{1 + \frac{v}{v_s}} \approx \theta_e \cdot \frac{1}{1 + \frac{v}{v_s}}$$

Doppler effect (moving source of sound)

$$\lambda_{heard} = \lambda_{emitted} \left(1 - \frac{v}{v_s} \right)$$

Synchrotron radiation power

Power emitted is proportional to:

$$P \propto E^2 B^2$$

$$P_\gamma = \frac{c C_\gamma}{2\pi} \cdot \frac{E^4}{\rho^2}$$

$E = \text{Energy!}$

$$C_\gamma = \frac{4\pi}{3} \frac{r_e}{(m_e c^2)^3} = 8.858 \cdot 10^{-5} \left[\frac{\text{m}}{\text{GeV}^3} \right]$$

The power is all too real!




fig. 12. Damaged X-ray ring front end gate valve. The power incident on the valve was approximately 1 kW for a duration estimated to 2-10 min and drilled a hole through the valve plate.

Synchrotron radiation power

Power emitted is proportional to:

$$P_\gamma = \frac{cC_\gamma \cdot E^4}{2\pi \rho^2}$$

$$C_\gamma = \frac{4\pi}{3} \frac{r_e}{(m_e c^2)^3} = 8.858 \cdot 10^{-5} \left[\frac{\text{m}}{\text{GeV}^3} \right]$$

Energy loss per turn:

$$U_0 = C_\gamma \cdot \frac{E^4}{\rho}$$

$$P \propto E^2 B^2$$

$$P_\gamma = \frac{2}{3} \alpha \hbar c^2 \cdot \frac{\gamma^4}{\rho^2}$$

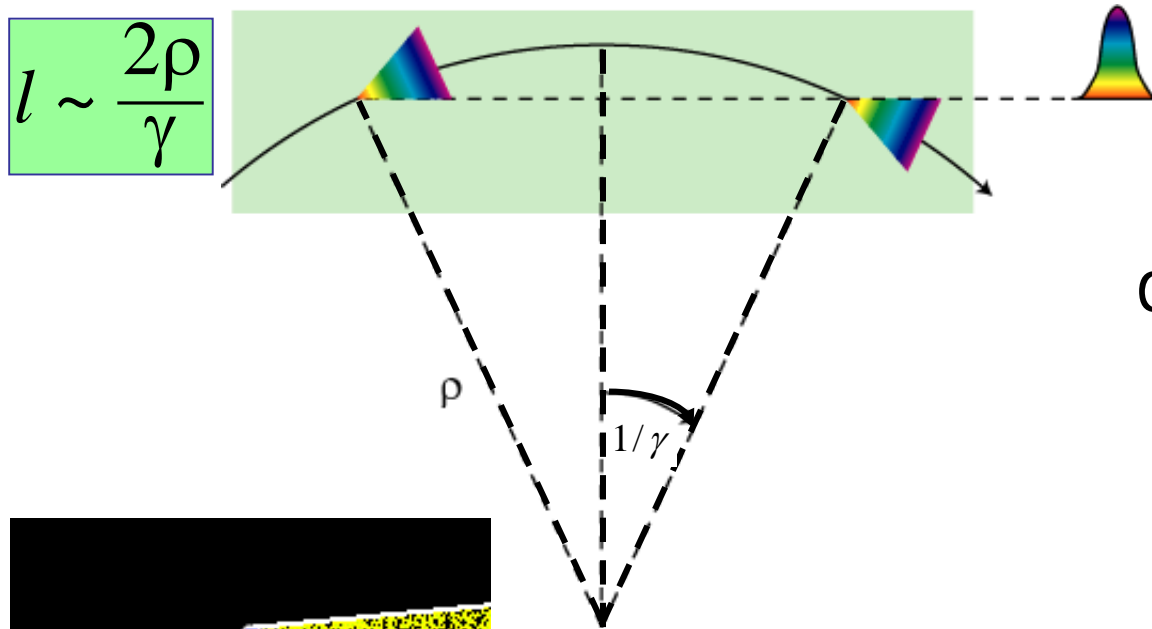
$$\alpha = \frac{1}{137}$$

$$\hbar c = 197 \text{ Mev} \cdot \text{fm}$$

$$U_0 = \frac{4\pi}{3} \alpha \hbar c \frac{\gamma^4}{\rho}$$

Typical frequency of synchrotron light

Due to extreme collimation of light observer sees only a small portion of electron trajectory (**a few mm**)




$$l \sim \frac{2\rho}{\gamma}$$

Pulse length:
difference in times it
takes an electron
and a photon to
cover this distance

$$\Delta t \sim \frac{l}{\beta c} - \frac{l}{c} = \frac{l}{\beta c}(1 - \beta)$$

$$\omega \sim \frac{1}{\Delta t} \sim \gamma^3 \omega_0$$

$$\Delta t \sim \frac{2\rho}{\gamma c} \cdot \frac{1}{2\gamma^2}$$

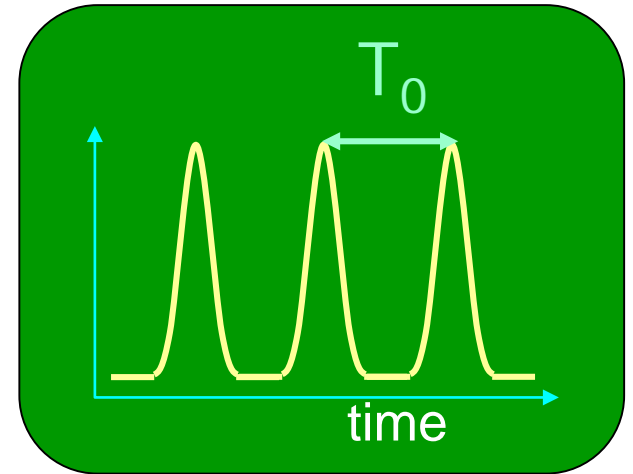


Spectrum of synchrotron radiation

- Synchrotron light comes in a series of flashes every T_0 (revolution period)

- the spectrum consists of harmonics of

$$\omega_0 = \frac{1}{T_0}$$



- flashes are extremely short: harmonics reach up to very high frequencies

$$\omega_{\text{typ}} \cong \gamma^3 \omega_0$$

$$\omega_0 \sim 1 \text{ MHz}$$

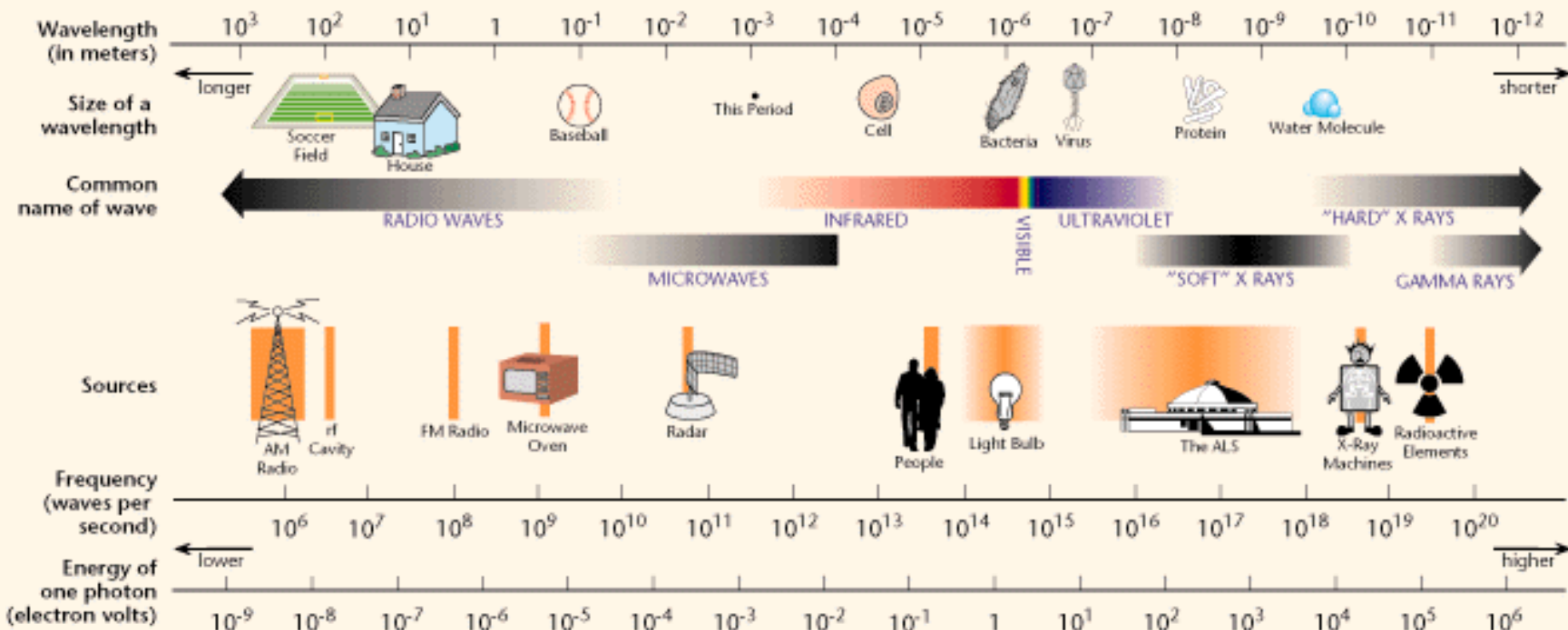
$$\gamma \sim 4000$$

$$\omega_{\text{typ}} \sim 10^{16} \text{ Hz !}$$

- At high frequencies the individual harmonics overlap

continuous spectrum !

THE ELECTROMAGNETIC SPECTRUM



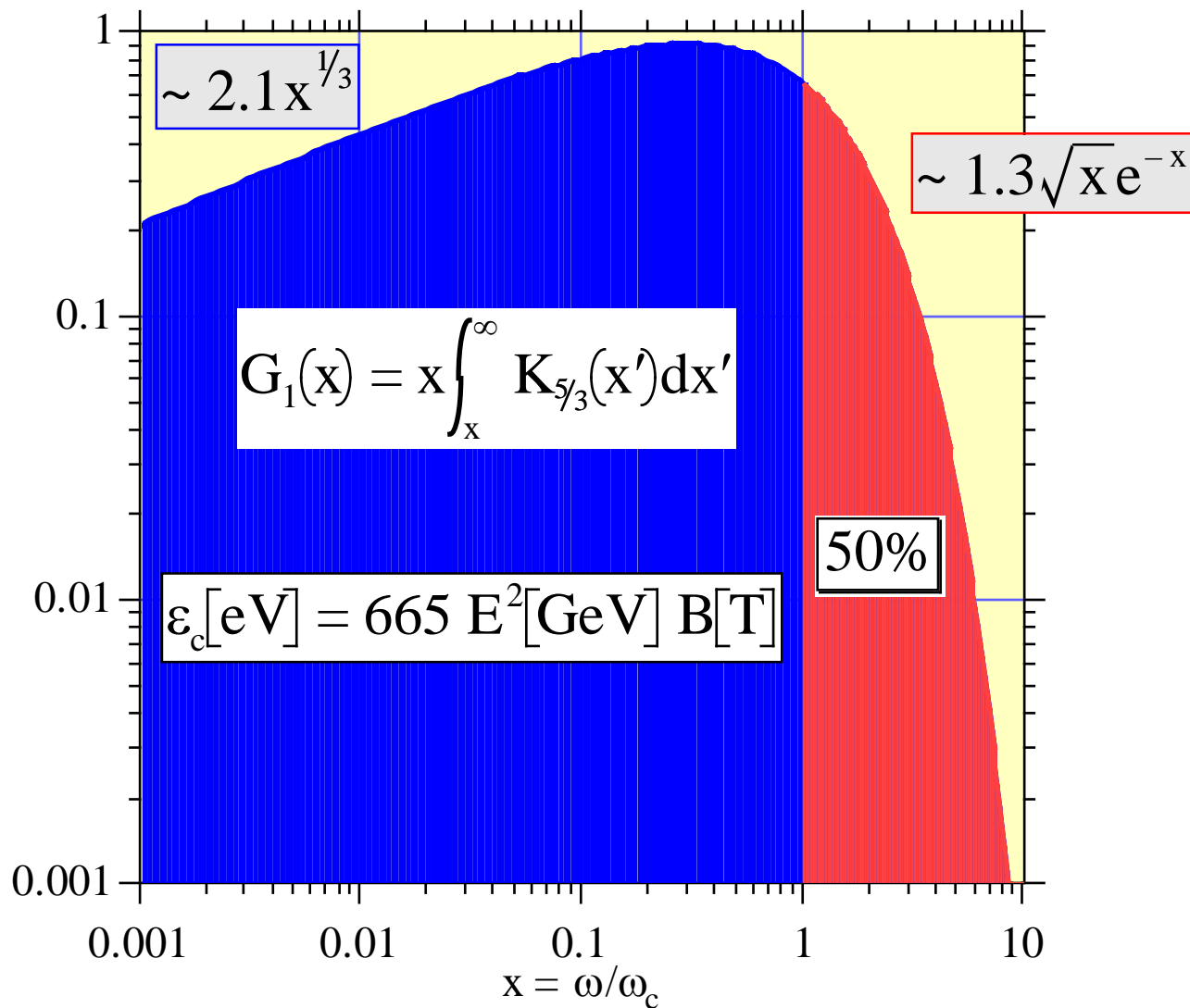
Wavelength continuously tunable !

$$\frac{dP}{d\omega} = \frac{P_{\text{tot}}}{\omega_c} S\left(\frac{\omega}{\omega_c}\right)$$

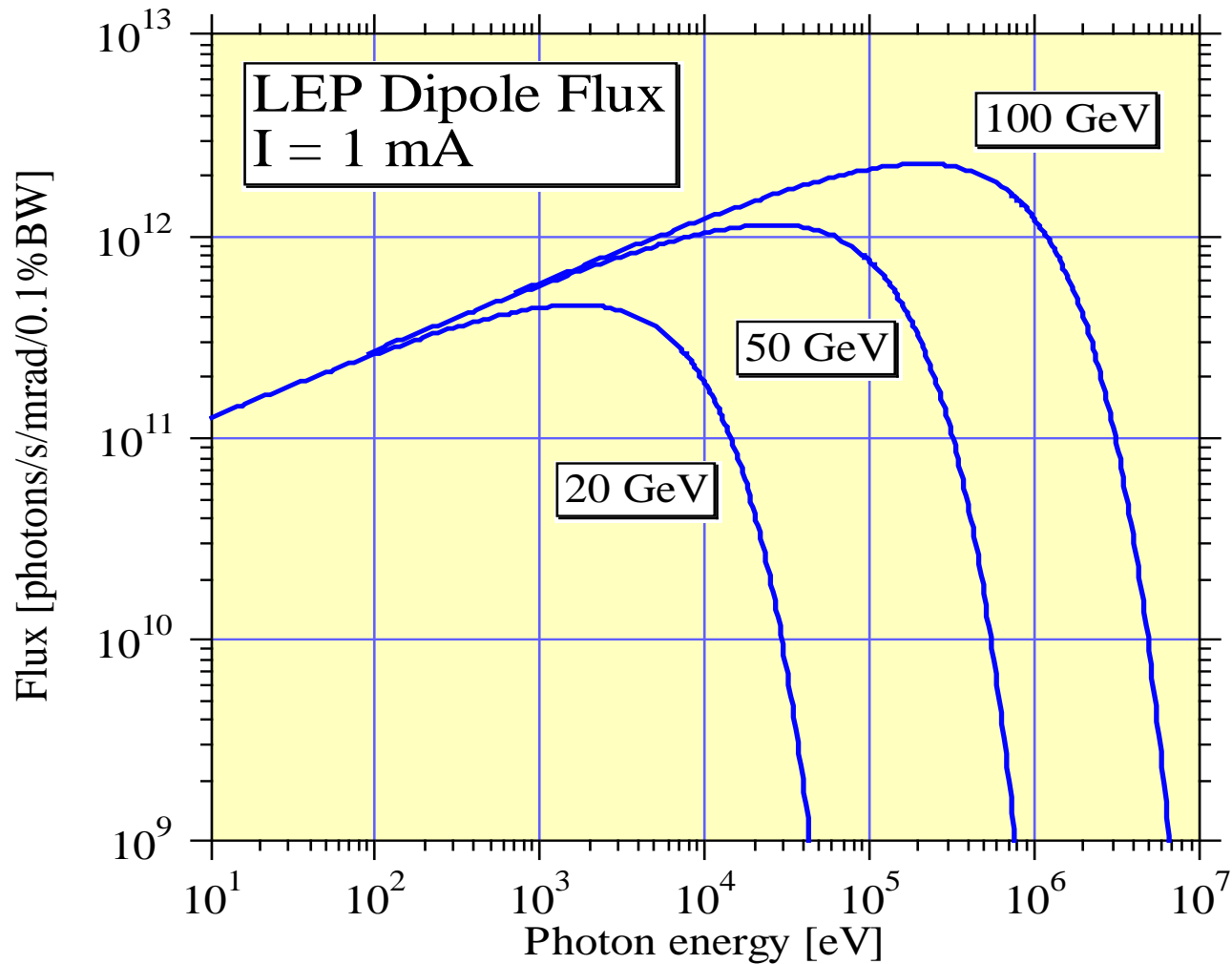
$$S(x) = \frac{9\sqrt{3}}{8\pi} x \int_x^\infty K_{5/3}(x') dx' \quad \int_0^\infty S(x') dx' = 1$$

$$P_{\text{tot}} = \frac{2}{3} \hbar c^2 \alpha \frac{\gamma^4}{\rho^2}$$

$$\omega_c = \frac{3c\gamma^3}{2\rho}$$



Synchrotron radiation flux for different electron energies



Angular divergence of radiation

The rms opening angle R'

- at the critical frequency:

$$\omega = \omega_c \quad R' \approx \frac{0.54}{\gamma}$$

- well below

$$\omega \ll \omega_c \quad R' \approx \frac{1}{\gamma} \left(\frac{\omega_c}{\omega} \right)^{1/3} \approx 0.4 \left(\frac{\lambda}{\rho} \right)^{1/3}$$

independent of γ !

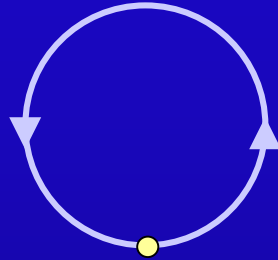
- well above

$$\omega \gg \omega_c \quad R' \approx \frac{0.6}{\gamma} \left(\frac{\omega_c}{\omega} \right)^{1/2}$$

Synchrotron light polarization

An electron in a storage ring

TOP VIEW

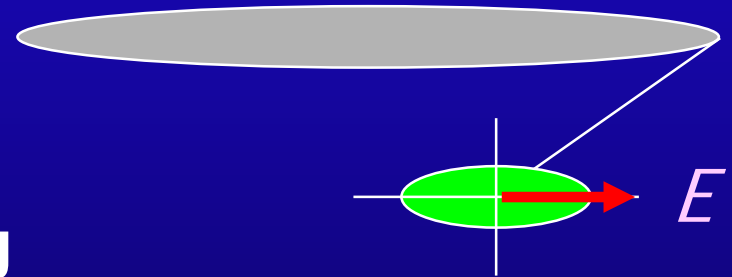


SIDE VIEW




Polarization:

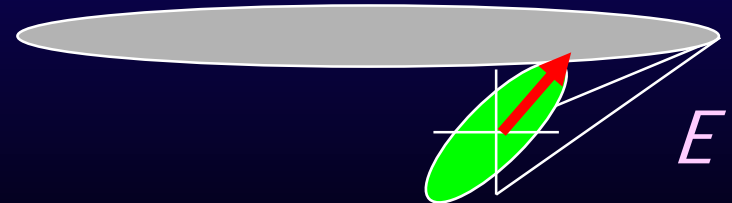
Linear in the plane of the ring
the electric field vector



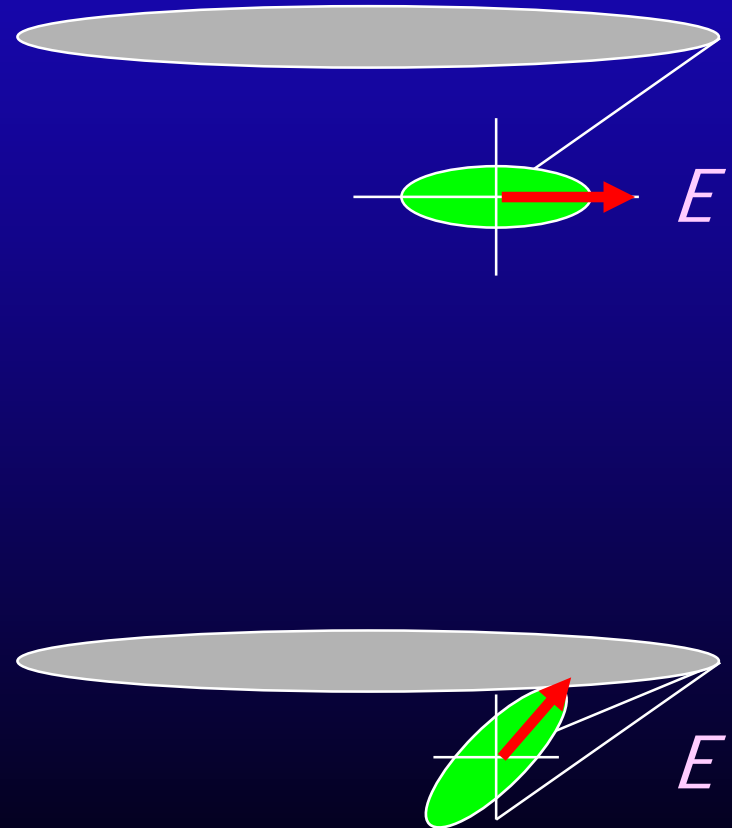
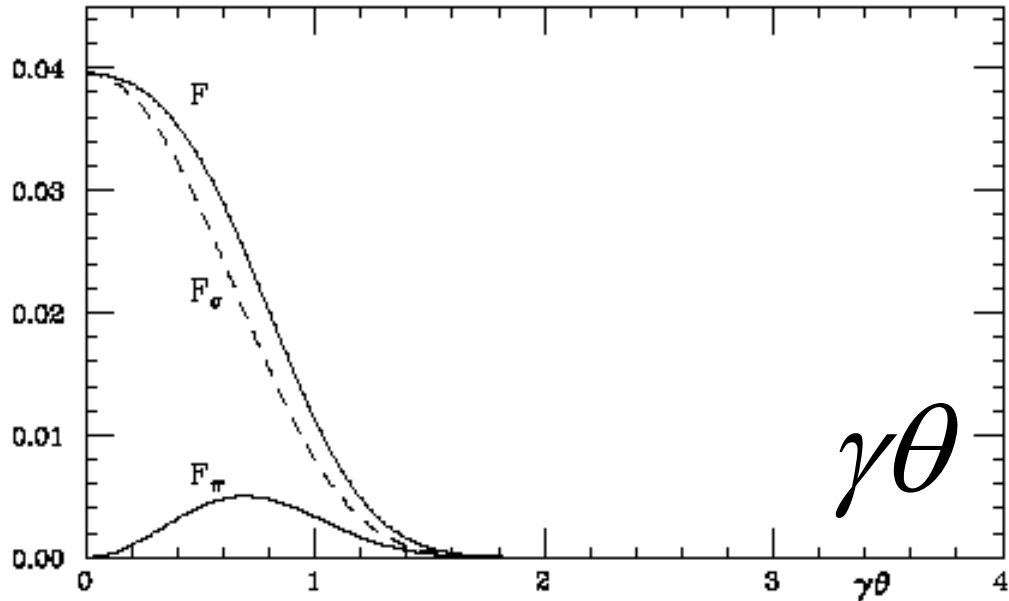
TILTED VIEW



elliptical out of
the plane



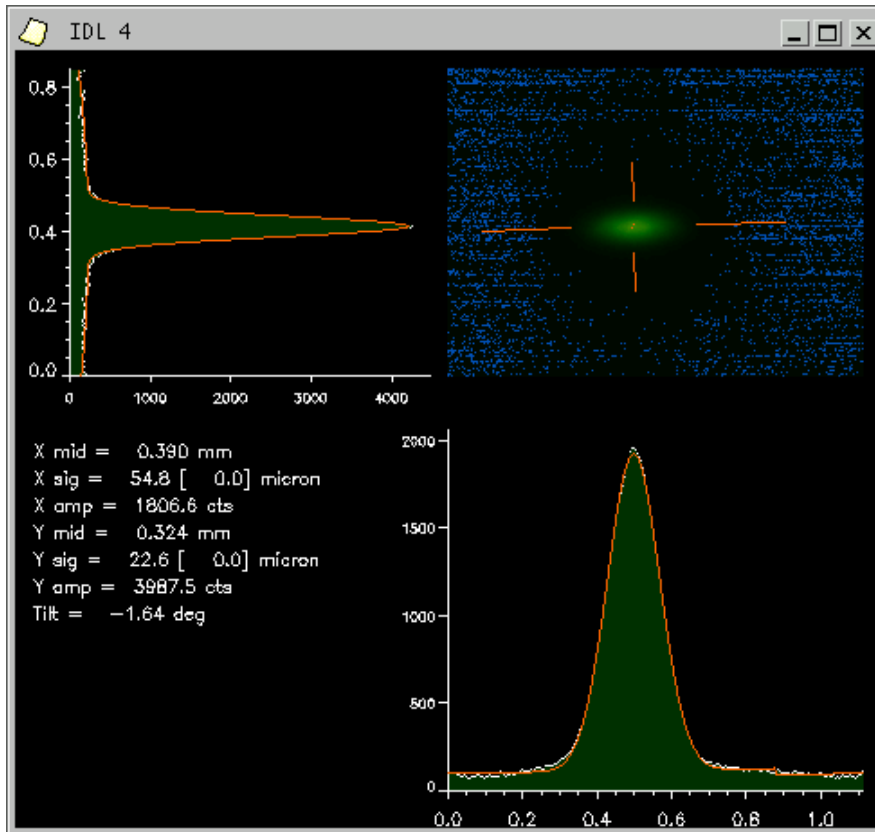
Angular distribution of SR



Synchrotron light based electron beam diagnostics

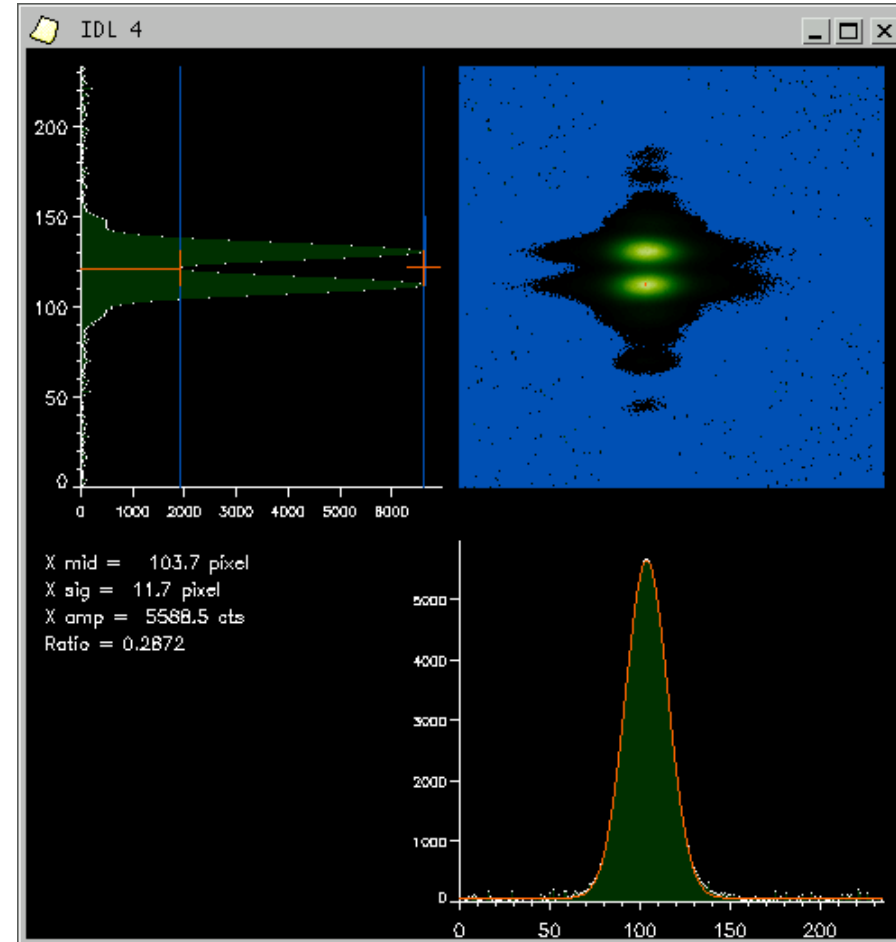
Seeing the electron beam (SLS)

X rays



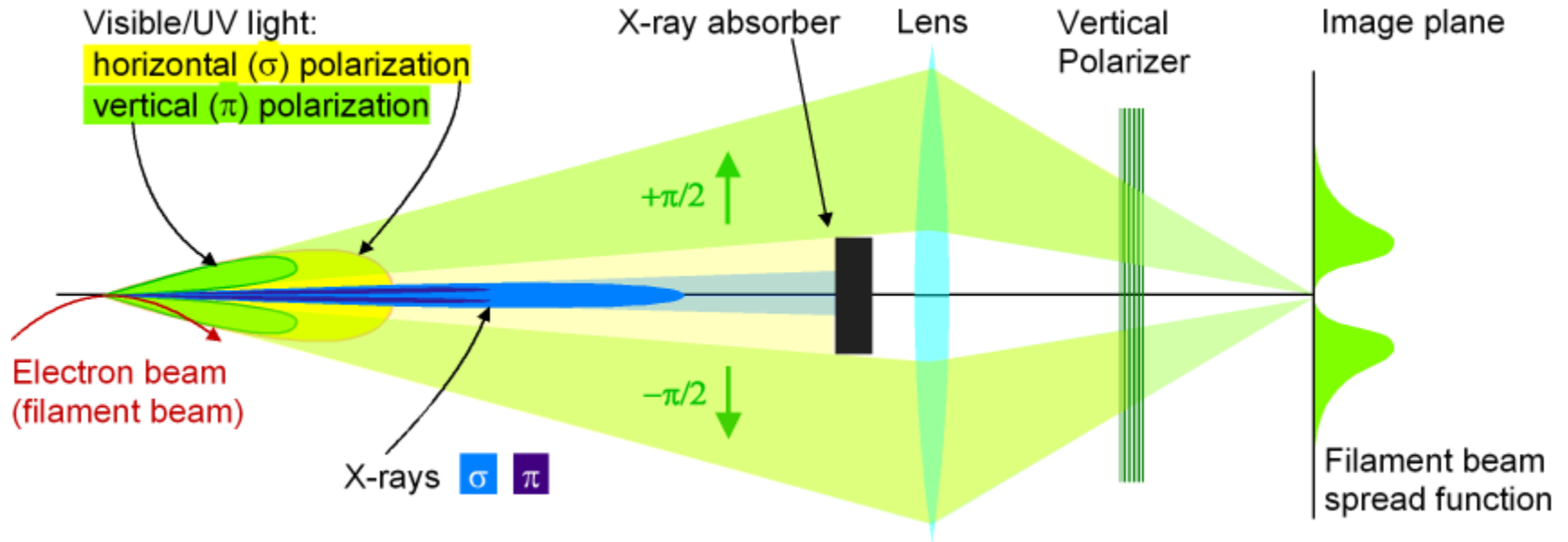
$$\sigma_x \sim 55 \mu\text{m}$$

visible light, vertically polarised



Seeing the electron beam (SLS)

Making an image of the electron beam using the vertically polarised synchrotron light



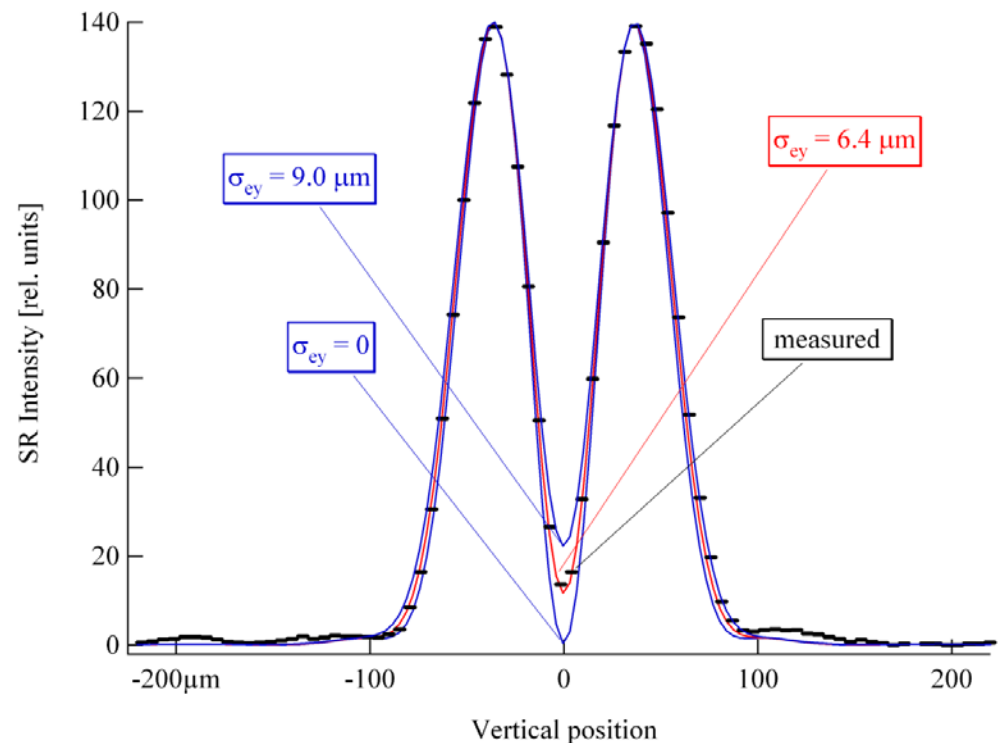
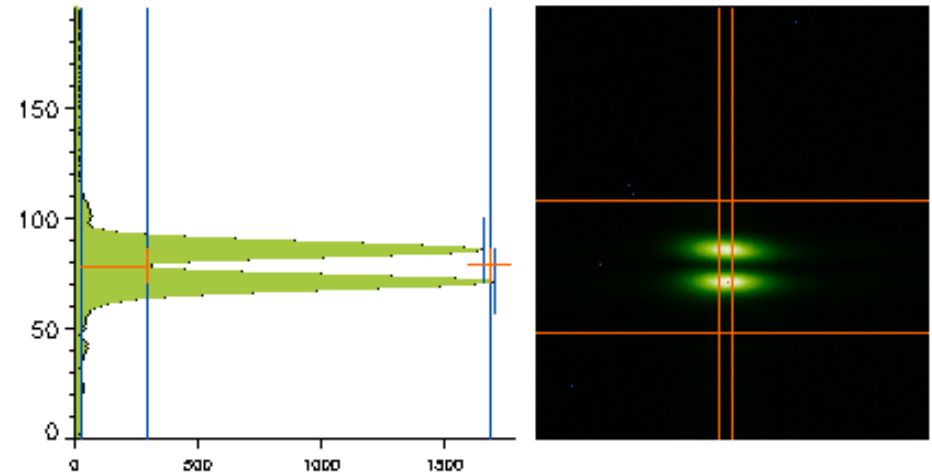
High resolution measurement

Wavelength used: 364 nm

For point-like source the intensity on axis is zero

Peak-to-valley intensity ratio is determined by the beam height

Present resolution: **3.5 μm**



Useful books and references

H. Wiedemann, *Synchrotron Radiation*

Springer-Verlag Berlin Heidelberg 2003

H. Wiedemann, *Particle Accelerator Physics I and II*

Springer Study Edition, 2003

A. Hofmann, *The Physics of Synchrotron Radiation*

Cambridge University Press 2004

A. W. Chao, M. Tigner, *Handbook of Accelerator Physics and Engineering*, World Scientific 1999

Synchrotron Radiation and Free Electron Lasers

Grenoble, France, 22 - 27 April 1996

(A. Hofmann's lectures on synchrotron radiation)

CERN Yellow Report 98-04

Brunnen, Switzerland, 2 – 9 July 2003

CERN Yellow Report 2005-012

[Previous CAS Schools Proceedings](#)