

# ELENA Electron Cooler status

Lars V. Jørgensen, BE-BI-EA

ECC meeting, 7 December 2017

ELENA ecooler partially assembled and leak-tested outside of ELENA area



# Toroid section assembly







# Assembled system transported into ELENA area






Not much space – a tight fit!






# Installation of collector




# The Electron Cooler in the ELENA ring





After alignment the vacuum system is closed up  
Alignment not absolute but to valves.





# Next steps

- Pump out and leak-testing.
- Bakeout – next week!
- Installation of Expansion Coil.
- Cabling and connection of cooling water.
- Closing up the shielding
- Installation of Orbit Correctors
- Installation of ELENA correctors
- Hardware tests of power supplies etc.
- Do we have what we need?

# Most power supplies are still missing!

