

CERN


European Organization for Nuclear Research

Organisation Européenne pour la Recherche Nucléaire

# MEDICIS-PROMED BUDGET


**Florence PESCE**

*CERN – External Grants section*




# Outline

- Proposal / Contractual
  - Project's fact sheet
  - Budget rates
  - Consortium budget
  - Cost categories
- Implementation as per Consortium Agreement
  - RTN Common Pot
  - New distribution of Management budget
- Project financial reports
- Project payments
- Useful links



# Project's Fact sheet

- Start date : 01.04.2015
- Duration: 4 years
- 8 European Beneficiaries
  
- **Total EU contribution: 2 829 269.88 EUR**
- Early-Stage researchers: 11 researchers = 396 months
  
- 3 Swiss Partner organisations
- 4 European Partner organisations




# Budget calculation

- **Work Programme**

Marie Skłodowska-Curie Action	Researcher unit cost** person/month			Institutional unit cost** person/month	
	Living allowance*	Mobility allowance	Family allowance	Research, training and networking costs	Management and indirect costs
Innovative Training Networks	3 110	600	500	1 800	1 200

\* A country correction coefficient applies to the living allowance. This coefficient is the one applicable to the country of the researcher's host organisation as listed in Table 4.


\*\* These unit costs will be subject to a funding rate of 100% (Article 28.4 of the Rules for Participation).



# Consortium budget vs Annex 2

		RESEARCHERS COSTS			INSTITUTIONAL COSTS		
		1	2	3	4	5	
		Living Allowance	Mobility allowance	Family allowance	Research, training and networking costs	Management and overheads	GRAND TOTAL
1	CERN	379,880.28	64,800.00	27,000.00	194,400.00	129,600.00	795,680.28
2	UNIVERSITY of Manchester	134,687.88	21,600.00	9,000.00	64,800.00	43,200.00	273,287.88
3	Johannes Gutenberg	110,616.48	21,600.00	9,000.00	64,800.00	43,200.00	249,216.48
4	Advanced Accelerator Appli	124,275.60	21,600.00	9,000.00	64,800.00	43,200.00	262,875.60
5	IST	199,512.72	43,200.00	18,000.00	129,600.00	86,400.00	476,712.72
6	CNAO	119,461.32	21,600.00	9,000.00	64,800.00	43,200.00	258,061.32
7	KU LEUVEN	111,960.00	21,600.00	9,000.00	64,800.00	43,200.00	250,560.00
8	LEMER PAX	124,275.60	21,600.00	9,000.00	64,800.00	43,200.00	262,875.60
<b>Total</b>		<b>1,304,669.88</b>	<b>237,600.00</b>	<b>99,000.00</b>	<b>712,800.00</b>	<b>475,200.00</b>	<b>2,829,269.88</b>






# Costs Categorie 1

		1			
	ESR	Coeff. Factor	Monthly allowance	Living allowance	
1	CERN	108	1.131	3,110.00	379,880.28
2	UNIVERSITY of Manchester	36	1.203	3,110.00	134,687.88
3	Johannes Gutenberg	36	0.988	3,110.00	110,616.48
4	Advanced Accelerator Appli	36	1.110	3,110.00	124,275.60
5	IST	72	0.891	3,110.00	199,512.72
6	CNAO	36	1.067	3,110.00	119,461.32
7	KU LEUVEN	36	1.000	3,110.00	111,960.00
8	LEMER PAX	36	1.110	3,110.00	124,275.60
<b>Total</b>		<b>396</b>			<b>1,304,669.88</b>

- Gross salary paid directly to the researchers / minimum value paid (*Article 6.2 of the GA*)  
*Higher amounts are allowed*  
*Lower are disallowed : in that case, a regularisation of salary is needed, must be paid and be duly justified on subsequent period*
- Salary determined at recruitment date (will not change during the action life)
- Category 1 : correction factor of the host organization applies ONLY to the monthly *living* allowance (See *H2020 - Work Programme 2014-2015*)



# Country correction coefficients

*HORIZON 2020 – WORK PROGRAMME 2014-2015*  
Marie Skłodowska-Curie Actions

**TABLE 4: COUNTRY CORRECTION COEFFICIENTS (CCC)**

Country Code <sup>55</sup>	CCC
AT	104.8%
BE	100.0%
BG	71.5%
CY	91.8%
CZ	83.8%
DE	98.8%
DK	135.3%
EE	78.3%
EL	92.7%
ES	97.6%
FI	116.6%
FR	111.0%
HR	97.5%
HU	76.2%
IE	113.5%
IT	106.7%
LT	73.1%
LU	100.0%
LV	75.9%
MT	89.6%

NL	104.3%
PL	76.4%
PT	89.1%
RO	68.3%
SE	111.7%
SI	86.1%
SK	82.6%
UK	120.3%


AL	76.1%
BA	73.6%
CH	113.1%
FO	134.1%
IL	108.7%
IS	116.6%
LI	110.0%
MD	61.1%
ME	66.9%
MK	68.4%
NO	131.9%
RS	67.1%
TR	86.6%

AM	89.9%
AO	114.6%
AR	58.5%
AU	105.0%

AZ	93.0%
BB	116.6%
BD	47.2%
BF	93.8%
BJ	92.6%
BM	151.5%
BO	51.3%
BR	92.0%
BW	55.3%
BY	65.0%
BZ	75.3%
CA	86.4%
CD	127.6%
CF	114.3%
CG	124.9%
CI	102.0%
CL	67.1%
CM	103.3%
CN	85.0%
CO	76.6%
CR	76.7%
CU	83.8%
CV	76.4%
DJ	93.4%
DO	66.9%
DZ	81.7%
EC	68.8%

EG	48.6%
ER	61.2%
ET	85.2%
FJ	68.1%
GA	113.1%
GE	89.5%
GH	68.2%
GM	67.7%
GN	60.4%
GT	78.8%
GW	102.7%
GY	58.9%
HK	93.8%
HN	69.0%
HT	108.7%
ID	75.3%
IN	52.8%
JM	94.9%
JO	75.5%
JP	115.9%
KE	78.1%
KG	83.1%
KH	70.5%
KR	105.2%
KZ	100.2%
LA	77.7%
LB	86.4%


<sup>55</sup> [ISO 3166 alpha-2](#), except for Greece and the United Kingdom (EL and UK used respectively instead of GR and GB).



## Costs Categorie 2 : mobility

			2	
		ESR	Monthly allowance	Mobility allowance
1	CERN	108	600.00	64,800.00
2	UNIVERSITY of Manchester	36	600.00	21,600.00
3	Johannes Gutenberg	36	600.00	21,600.00
4	Advanced Accelerator Appli	36	600.00	21,600.00
5	IST	72	600.00	43,200.00
6	CNAO	36	600.00	21,600.00
7	KU LEUVEN	36	600.00	21,600.00
8	LEMER PAX	36	600.00	21,600.00
<b>Total</b>		<b>396</b>		<b>237,600.00</b>





# Costs Categorie 3 : Family

		3	
Grant Agreement	ESR	Monthly allowance*	Family allowance
1 CERN	108	250.00	27,000.00
2 UNIVERSITY of Manchester	36	250.00	9,000.00
3 Johannes Gutenberg	36	250.00	9,000.00
4 Advanced Accelerator Appli	36	250.00	9,000.00
5 IST	72	250.00	18,000.00
6 CNAO	36	250.00	9,000.00
7 KU LEUVEN	36	250.00	9,000.00
8 LEMER PAX	36	250.00	9,000.00
<b>Total</b>	<b>396</b>		<b>99,000.00</b>

(\*instead of 500€)

**Based on the family situation at the recruitment date** (marriage or relationship recognized by legislation of the country) or dependent children



# Costs Category 4 : RTN


## What for?

Costs for performing the project:

- Publication of vacant positions
- Training costs
- Research costs, organization of conferences, conference attendance etc.
- Co-ordination between participants including network meetings

		4		
		ESR	Monthly allowance	Research, training and networking costs
1	CERN	108	1,800.00	194,400.00
2	UNIVERSITY of Manchester	36	1,800.00	64,800.00
3	Johannes Gutenberg	36	1,800.00	64,800.00
4	Advanced Accelerator Appli	36	1,800.00	64,800.00
5	IST	72	1,800.00	129,600.00
6	CNAO	36	1,800.00	64,800.00
7	KU LEUVEN	36	1,800.00	64,800.00
8	LEMER PAX	36	1,800.00	64,800.00
<b>Total</b>				<b>712,800.00</b>

Keep in mind that even reimbursed based on lump sums, auditors may request evidence that the activities supported by this fixed contribution took place.




# Costs Category 5

		5		
		ESR	Monthly allowance	Management and overheads
1	CERN	108	1,200.00	129,600.00
2	UNIVERSITY of Manchester	36	1,200.00	43,200.00
3	Johannes Gutenberg	36	1,200.00	43,200.00
4	Advanced Accelerator Appli	36	1,200.00	43,200.00
5	IST	72	1,200.00	86,400.00
6	CNAO	36	1,200.00	43,200.00
7	KU LEUVEN	36	1,200.00	43,200.00
8	LEMER PAX	36	1,200.00	43,200.00
<b>Total</b>		<b>396</b>		<b>475,200.00</b>

## What for?

- Management activities
  - to cover costs for managing the project (coordinator)
  - to pay for attending the major events specified in the Annex I (kick-off meeting, mid-term review)
- Overheads
  - Used by each beneficiary according to its policy
  - No justification requested by auditors

*Article 20 of the GA - Costs based on **lump sums**, flat-rates (e.g. indirect costs) **do not need** to be covered by a **Certificate on Financial Statement**.*



# Implementation : Consortium Agreement

## *Article 7.2.2*


For research, training and networking costs, the total amount is 1800€ /ESR month. Out of this amount:

- Each Beneficiary will receive 1500€ for Project activities.
- The remaining 300€ will be held in a central "common pot" to cover the costs of Beneficiaries and Partner Organisations, excluding those from Switzerland, for organising workshops, conferences, training events and annual meetings. According to the decisions by the Supervisory Board, the Coordinator will manage the common pot and will reimburse out of this common pot the actual expenses incurred by the Beneficiaries and Partner Organisations in accordance with Annex I of the Grant Agreement. The payments from the common pot will be included in the distribution of the interim and final payments. During the Project, the Coordinator will report to the Supervisory Board on the use of the common pot. At the end of the Project, any unused funds from the common pot will be returned to the Beneficiaries as part of their research, training and networking budget.

For Management and indirect costs, the total amount is 1200€ /ESR month. Out of this amount:

- Each Beneficiary will receive 720€ /ESR month.
- The Coordinator will retain 480€ /ESR month to cover the costs of the day-to-day management of the consortium.






# Cost category 4bis : COMMON POT

## Why ?


To fairly distribute the budget according to the expenses incurred for Network-wide events and activities :

Ensure that all expenses are reimbursed to the paying organisations and the costs are fairly spread according to each beneficiary's budget

		4		
		ESR	Monthly allowance	Research, training and networking costs
1	CERN	108	1,800.00	194,400.00
2	UNIVERSITY of Manchester	36	1,800.00	64,800.00
3	Johannes Gutenberg	36	1,800.00	64,800.00
4	Advanced Accelerator Appli	36	1,800.00	64,800.00
5	IST	72	1,800.00	129,600.00
6	CNAO	36	1,800.00	64,800.00
7	KU LEUVEN	36	1,800.00	64,800.00
8	LEMER PAX	36	1,800.00	64,800.00
<b>Common POT</b>		<b>396</b>		
<b>Total</b>				<b>712,800.00</b>




		4		4 bis	
		Monthly allowance	Research, training and networking costs	Monthly allowance	Conference, Workshop, and events (associate partners)
		1,500.00	162,000.00		
		1,500.00	54,000.00		
		1,500.00	54,000.00		
		1,500.00	54,000.00		
		1,500.00	108,000.00		
		1,500.00	54,000.00		
		1,500.00	54,000.00		
		1,500.00	54,000.00		
				300.00	118,800.00
			<b>594,000.00</b>		<b>118,800.00</b>



# Cost category 4bis : COMMON POT


*Expenses foreseen and discussed before CA*

Category	Main Events	Beneficiary	date	indicative Budget
4 Bis	Training Manchester (Month 12)	Manchester	Apr-16	15,000.00
4BIS	Summer school Hadron therapy (jul17)	CNAO	Jul-17	20,000.00
4BIS	Summer school isotopes (july 18)	C2TN	Jul-18	20,000.00
4BIS	visiting scientists			20,000.00
4BIS	Oxford consulting			20,000.00
4BIS	Outreach communication			15,000.00
4BIS	Other			10,000.00
	<b>Total 4Bis to fall under the common pot</b>			<b>120,000.00</b>



# Cost category 4bis: Period 1 : COMMON POT Actual expenses


COMMON POT EXPENSES								
Beneficiary	Purpose of the event	Dates	Location	Details of expenses	Real expenses amount €	Comments	Amount suggested for approval €	Decision of the Supervisory board
University of Manchester	MEDICIS ESR General Training	06.09.2016-09.09.2016	University of Manchester	<b>Personnel expenses</b>	13,264.70	Cf. Details below	12,410.70	Approved 06.06.2017
				<b>Consumables</b>				
				<i>Liq Nitrogen for nuclear lab</i>	54.61	Not eligible/No invoice	0	
				<i>Flip chart pad, whiteboard pens, blu-tac, post-its, etc</i>	36.82	Not eligible/Global invoice	0	
				<i>Catering 06/09</i>	511.07	Invoice OK	511.07	Approved 06.06.2017
				<i>Catering 07/09</i>	511.07	Invoice OK	511.07	Approved 06.06.2017
				<i>Catering 08/09</i>	512.34	Invoice OK	512.34	Approved 06.06.2017
				<i>Catering 09/09</i>	519.01	Invoice OK	519.01	Approved 06.06.2017
				<b>TOTAL</b>	<b>15,409.62</b>		<b>15,318.19</b>	
CERN	Oxford University Consulting services during Medicis ESR General Training at University of Manchester	05.09.2016-09.09.2016	University of Manchester	Training Week 2 Manchester (training delivery 3*0.5 days + 1.5 days preparation for training + travel expenses)	4,627.04	Invoice OK	4,627.04	Approved 06.06.2017
	Oxford University Consulting services OUC training Office for MEDICIS PROMED project based at CERN	08.02.2016-12.02.2016	CERN	5 days Kick-off week for Medicis Promed 2 x session delivery, pre- and post-questionnaires, facilitation, development of new materials Half a day Preparation for training, kick-off week and beyond; Calls on 29/01, 15/01, 17/12, 2 days preparation for training week development of content + Accomodation	12,366.04	Invoice OK	12,366.04	Approved 06.06.2017
				<b>TOTAL</b>	<b>16,993.09</b>		<b>16,993.09</b>	
				<b>TOTAL COMMON POT</b>	<b>32,402.70</b>		<b>32,311.27</b>	



# Cost category 4bis: Period 2 : COMMON POT Actual expenses


COMMON POT EXPENSES								
Beneficiary	Purpose of the event	Dates	Location	Details of expenses	Real expenses amount €	Comments	Amount suggested for approval €	Decision of the Supervisory board
CNAO	Medicis Promed Summer School	04 - 09 June 2017	CNAO	<b>Personnel expenses</b>	3,267.13	See details below	3,267.13	Approved 07.12.2017
				<b>Consumables</b>				
				<i>Welcome Party</i>	4,144.80	Invoice OK	4,144.80	Approved 07.12.2017
				<i>Gala Dinner 35 pers</i>	1,900.00	Invoice OK	1,900.00	Approved 07.12.2017
				<i>Badges</i>	59.29	Invoice OK	59.29	Approved 07.12.2017
				<i>Pavia visit</i>	150.00	Invoice OK	150.00	Approved 07.12.2017
				<i>eraser, pencils, pens...</i>	103.22	Invoice OK / qty = nb of participants	103.22	Approved 07.12.2017
				<i>Equipment for football game</i>	91.84	6 shorts + 6 T-shirt + 7 pairs of socks . To be eligible Equipement must be at the project Name and for all participants.	0.00	Approved 07.12.2017
				<b>TOTAL</b>	<b>9,716.28</b>		<b>9,624.44</b>	
CERN	Medicis Promed Summer School	04-09 June 2017	CNAO	10 Invited Speakers	7,257.65	All receipts ok	7,257.65	Approved 07.12.2017
				<b>TOTAL</b>	<b>7,257.65</b>		<b>7,257.65</b>	
				<b>TOTAL COMMON POT</b>	<b>16,973.93</b>		<b>16,882.09</b>	





# Cost category 4bis: *Common-pot follow-up*


Category	Main Events	indicative Budget €	Amount of expenses declared €	Amount agreed by Supervisory board 06.06.2017	Comments	Amount agreed by Supervisory board 07.12.2017	Comments	Remaining budget
4 Bis	Training Manchester (Month 12)	15,000.00	15,409.62	15,318.19	P1			- 318.19
4BIS	Summer school Hadron therapy (jul17)	20,000.00	16,973.93			16,882.09	to declare in P2	3,117.91
4BIS	Summer school isotopes (july 18)	20,000.00						20,000.00
4BIS	visiting scientists	20,000.00			information not collected yet			20,000.00
4BIS	<b>Oxford consulting</b>	<b>20,000.00</b>	<b>16,993.09</b>	<b>16,993.09</b>	<b>P1</b>	<b>7,246.35</b>	<b>to declare in P2 + 3500€ additional allowed by SB</b>	<b>- 4,239.44</b>
4BIS	Outreach communication	15,000.00			information not collected yet			15,000.00
4BIS	Other	10,000.00			Budget available if needed			10,000.00
	<b>Total 4Bis / common pot</b>	<b>120,000.00</b>	<b>32,402.70</b>	<b>32,311.27</b>				<b>63,560.29</b>



## Cost category 5: *Revised Management budget*

### Why does the coordinator need additional budget ?


- **To ensure the daily technical, administrative and financial** management of the project (from the distribution of the budget to the beneficiaries to the timely submission of scientific and financial reports to the EC)
- **To organise internal meetings, supervisory boards, public events and reviews** between participants of the project and the EC representatives
- **To ensure regular and timely information exchange with the P.O**




## Cost category 5: *Revised Management budget*

Use of the Management budget at CERN

- **5% of HR support**
- **5% of EU Financial support**
- **Support of Legal service** for the Consortium Agreement
- **50% of an Administrative Assistant** to manage the project
- **Organisation of the major events:** Kick-Off meeting, Mid-Term review




# Costs Category 5: *Revised Management and overheads budget*



		ESR	5	
			Monthly allowance	Management and overheads
1	CERN	108	1,200.00	129,600.00
2	UNIVERSITY of Manchester	36	1,200.00	43,200.00
3	Johannes Gutenberg	36	1,200.00	43,200.00
4	Advanced Accelerator Appli	36	1,200.00	43,200.00
5	IST	72	1,200.00	86,400.00
6	CNAO	36	1,200.00	43,200.00
7	KU LEUVEN	36	1,200.00	43,200.00
8	LEMER PAX	36	1,200.00	43,200.00
<b>Total</b>		<b>396</b>		<b>475,200.00</b>


		ESR	5						
			Central Management allowance	Total	Management allowance	Total	Overheads allowance	Total overheads	Management and overheads
1	CERN	108	480.00	190,080.00	120.00	12,960.00	600.00	64,800.00	267,840.00
2	UNIVERSITY of Manchester	36	0.00	0.00	120.00	4,320.00	600.00	21,600.00	25,920.00
3	Johannes Gutenberg	36	0.00	0.00	120.00	4,320.00	600.00	21,600.00	25,920.00
4	Advanced Accelerator Appli	36	0.00	0.00	120.00	4,320.00	600.00	21,600.00	25,920.00
5	IST	72	0.00	0.00	120.00	8,640.00	600.00	43,200.00	51,840.00
6	CNAO	36	0.00	0.00	120.00	4,320.00	600.00	21,600.00	25,920.00
7	KU LEUVEN	36	0.00	0.00	120.00	4,320.00	600.00	21,600.00	25,920.00
8	LEMER PAX	36	0.00	0.00	120.00	4,320.00	600.00	21,600.00	25,920.00
<b>Total</b>		<b>396</b>		<b>190,080.00</b>		<b>47,520.00</b>		<b>237,600.00</b>	<b>475,200.00</b>





# Revised consortium budget

		RESEARCHERS COSTS			INSTITUTIONAL COSTS		
		1	2	3	4	5	
		Living Allowance	Mobility allowance	Family allowance	Research, training and networking costs	Management and overheads	GRAND TOTAL
1	CERN	379,880.28	64,800.00	27,000.00	194,400.00	129,600.00	795,680.28
2	UNIVERSITY of Manchester	134,687.88	21,600.00	9,000.00	64,800.00	43,200.00	273,287.88
3	Johannes Gutenberg	110,616.48	21,600.00	9,000.00	64,800.00	43,200.00	249,216.48
4	Advanced Accelerator Appli	124,275.60	21,600.00	9,000.00	64,800.00	43,200.00	262,875.60
5	IST	199,512.72	43,200.00	18,000.00	129,600.00	86,400.00	476,712.72
6	CNAO	119,461.32	21,600.00	9,000.00	64,800.00	43,200.00	258,061.32
7	KU LEUVEN	111,960.00	21,600.00	9,000.00	64,800.00	43,200.00	250,560.00
8	LEMER PAX	124,275.60	21,600.00	9,000.00	64,800.00	43,200.00	262,875.60
<b>Total</b>		<b>1,304,669.88</b>	<b>237,600.00</b>	<b>99,000.00</b>	<b>712,800.00</b>	<b>475,200.00</b>	<b>2,829,269.88</b>



		1	2	3	4	4Bis	5		
		Living Allowance	Mobility allowance	Family Allowance	Research, training and networking costs	Conference, Workshop, and events (associate partners)	Management	Overheads	GRAND TOTAL
1	CERN *	379,880.28	64,800.00	0.00	162,000.00		203,040.00	64,800.00	874,520.28
2	UNIVERSITY of Manchester	134,687.88	21,600.00	18,000.00	54,000.00		4,320.00	21,600.00	254,207.88
3	Johannes Gutenberg	110,616.48	21,600.00	0.00	54,000.00		4,320.00	21,600.00	212,136.48
4	Advanced Accelerator Appli	124,275.60	21,600.00	0.00	54,000.00		4,320.00	21,600.00	225,795.60
5	IST	199,512.72	43,200.00	0.00	108,000.00		8,640.00	43,200.00	402,552.72
6	CNAO	119,461.32	21,600.00	0.00	54,000.00		4,320.00	21,600.00	220,981.32
7	KU LEUVEN	111,960.00	21,600.00	0.00	54,000.00		4,320.00	21,600.00	213,480.00
8	LEMER PAX	124,275.60	21,600.00	0.00	54,000.00		4,320.00	21,600.00	225,795.60
<b>Common POT</b>						118,800.00			118,800.00
<b>Total</b>		<b>1,304,669.88</b>	<b>237,600</b>	<b>18,000</b>	<b>594,000</b>	<b>118,800.00</b>	<b>237,600.00</b>	<b>237,600.00</b>	<b>2,748,269.88</b>



# Financial reporting to EC


- **When?**

- 1<sup>st</sup> reporting period: April 2015 – March 2017 (M1 to M24)
- 2<sup>nd</sup> reporting period: April 2017 – March 2019 (M25 to M48)

- **Where?**

<http://ec.europa.eu/research/participants/portal/appmanager/participants/portal>

- Use existing ECAS account to log-in or
- Create account by clicking on « sign up to ECAS » (do not forget to change the domain for « *external* »)
- Financial Statement automatically generated by the system : just check, sign and submit to coordinator




# Financial reporting to EC : Automatic calculation

Marie Skłodowska-Curie Action	Researcher unit cost** person/month			Institutional unit cost** person/month	
	Living allowance*	Mobility allowance	Family allowance	Research, training and networking costs	Management and indirect costs
Innovative Training Networks	3 110	600	500	1 800	1 200

\* A country correction coefficient applies to the living allowance. This coefficient is the one applicable to the country of the researcher's host organisation as listed in Table 4.


\*\* These unit costs will be subject to a funding rate of 100% (Article 28.4 of the Rules for Participation).



# Project Payments

- **Prefinancing:** 1 556 098,44 EUR (55% of the total EU contribution) was transferred to CERN end of March 2015 + 5% transferred to guarantee fund)
- **Distribution from CERN** to all beneficiaries when **Consortium Agreement signed** and bank coordinates received.
- **Interim payment** paid by the Commission to CERN after the first financial report (due M24)
- **Final payment** paid by the Commission to CERN at the end of the project (remaining of EU contribution + 5% guarantee fund)






# Medicis Payments

- Prefinancing

Total EU contribution	100%	€ 2,829,270	
Prefinancing	60%	€ 1,697,561.93	
Guarantee fund	5%	€ 141,463.49	
<b>Total transfered to the coordinator</b>	<b>55%</b>	<b>€ 1,556,098.43</b>	<b>30.03.2015</b>

		GRAND TOTAL	55% Prefinancing
1	CERN	901,520.28	495,836.15
2	UNIVERSITY of Manchester	245,207.88	134,864.33
3	Johannes Gutenberg	221,136.48	121,625.06
4	Advanced Accelerator Appli	234,795.60	129,137.58
5	IST	420,552.72	231,304.00
6	CNAO	229,981.32	126,489.73
7	KU LEUVEN	222,480.00	122,364.00
8	LEMER PAX	234,795.60	129,137.58
	<b>Common POT *</b>	118,800.00	65,340.00
	<b>Total</b>	<b>2,829,269.88</b>	<b>1,556,098.43</b>




# Medicis Payments

- Interim Payment

Total EU contribution	100%	€ 2,829,270	
Prefinancing	60%	€ 1,697,561.93	
Guarantee fund	5%	€ 141,463.49	
<b>Total transfered to the coordinator</b>	<b>55%</b>	<b>€ 1,556,098.43</b>	<b>30.03.2015</b>
<b>Interim Payment July 2017</b>	<b>30%</b>	<b>€ 848,780.96</b>	

		P1 Reporting / decision Advisory board			85%	Jul-17			
Interim Payment and transfer of budget after P1		GRAND TOTAL	common pot transfert	Management costs transfert	TOTAL Budget - NEW	Ceiling	Interim Payment to transfer	Total Paiement	Balance up to 85%
1	CERN	901,520.28	16,993.00	-4,404.24	<b>914,109.04</b>	776,992.68	274,232.71	770,068.87	6,923.82
2	UNIVERSITY of Manchester	245,207.88	15,318.19		<b>260,526.07</b>	221,447.16	78,157.82	213,022.16	8,425.00
3	Johannes Gutenberg	221,136.48			<b>221,136.48</b>	187,966.01	66,340.94	187,966.01	0.00
4	Advanced Accelerator Appli	234,795.60			<b>234,795.60</b>	199,576.26	70,438.68	199,576.26	0.00
5	IST	420,552.72			<b>420,552.72</b>	357,469.81	126,165.82	357,469.81	0.00
6	CNAO	229,981.32			<b>229,981.32</b>	195,484.12	68,994.40	195,484.12	0.00
7	KU LEUVEN	222,480.00		4,404.24	<b>226,884.24</b>	192,851.60	68,065.27	190,429.27	2,422.33
8	LEMER PAX	234,795.60			<b>234,795.60</b>	199,576.26	70,438.68	199,576.26	0.00
	<b>Common POT *</b>	118,800.00	-32,311.19		<b>86,488.81</b>	73,515.49	8,175.49	73,515.49	0.00
	<b>Total</b>	<b>2,829,269.88</b>	<b>-</b>	<b>-</b>	<b>2,829,269.88</b>	<b>2,404,879.40</b>	<b>831,009.81</b>	<b>2,387,108.24</b>	<b>17,771.15</b>




# Medicis Payments

- Final payment incl. Family and common pot distribution → ??

			Nov-15	Jul-17	Advisory board decisions
	Budget including family	GRAND TOTAL	Prefinancing	Interim Payment	
1	CERN	874,520.28	495,836.15	274,232.71	
2	UNIVERSITY of Manchester	254,207.88	134,864.33	78,157.82	
3	Johannes Gutenberg	212,136.48	121,625.06	66,340.94	
4	Advanced Accelerator Appli	225,795.60	129,137.58	70,438.68	
5	IST	402,552.72	231,304.00	126,165.82	
6	CNAO	220,981.32	126,489.73	68,994.40	
7	KU LEUVEN	213,480.00	122,364.00	68,065.27	
8	LEMER PAX	225,795.60	129,137.58	70,438.68	
	<b>Common POT *</b>	118,800.00			
	<b>Total</b>	<b>2,748,269.88</b>	<b>1,490,758.43</b>	<b>822,834.32</b>	



Final payment will depend on the common pot use and transfers of the management budget




## Useful links

- Cordis  
Find a document:  
[http://ec.europa.eu/research/participants/portal/desktop/en/funding/reference\\_docs.html](http://ec.europa.eu/research/participants/portal/desktop/en/funding/reference_docs.html)
- Marie Skłodowska-Curie Actions Work Programme (valid for Medicis):  
[http://ec.europa.eu/research/participants/portal/doc/call/h2020/common/1617603-part\\_3\\_msca\\_v2.0\\_en.pdf](http://ec.europa.eu/research/participants/portal/doc/call/h2020/common/1617603-part_3_msca_v2.0_en.pdf)
- Marie Curie Actions website:
  - <http://ec.europa.eu/research/mariecurieactions/manage.htm>
- National Contact Point
  - <https://www.euresearch.ch/en/about-euresearch/contacts/network-office/>

*Disclaimer: CERN provides information based on their understanding of current EC's rules and own experience. Each beneficiary remains responsible for its own cost statement.*

*MEDICIS-PROMED GA642889 - Lemna School 15.03.2018*





# Thank you for your attention

[florence.pesce@cern.ch](mailto:florence.pesce@cern.ch)

Tel: + 41 22 76 74050