Total cross-section and elastic scattering analysis results at 2.76 and 13 TeV by TOTEM

Frigyes Nemes on behalf of the TOTEM experiment
CERN*

4th Elba Workshop on Forward Physics, 2018
La Biodola, Isola d'Elba, Italy
2018, May 24. – 27.

***Also at Wigner RCP, Budapest, Hungary**

Experimental layout of the TOTEM experiment (LHC Run II)

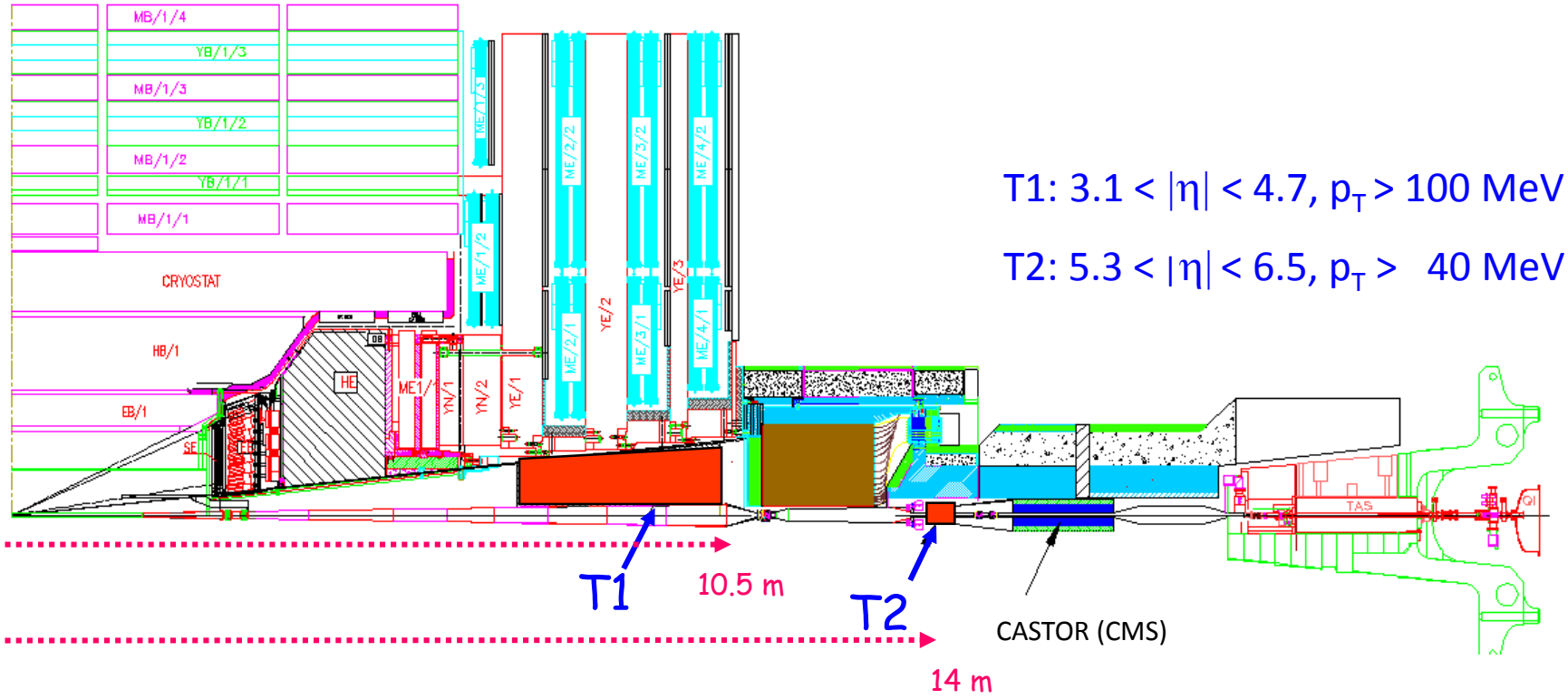

T1: $3.1 < |\eta| < 4.7$, $p_T > 100$ MeV

T2: $5.3 < |\eta| < 6.5$, $p_T > 40$ MeV

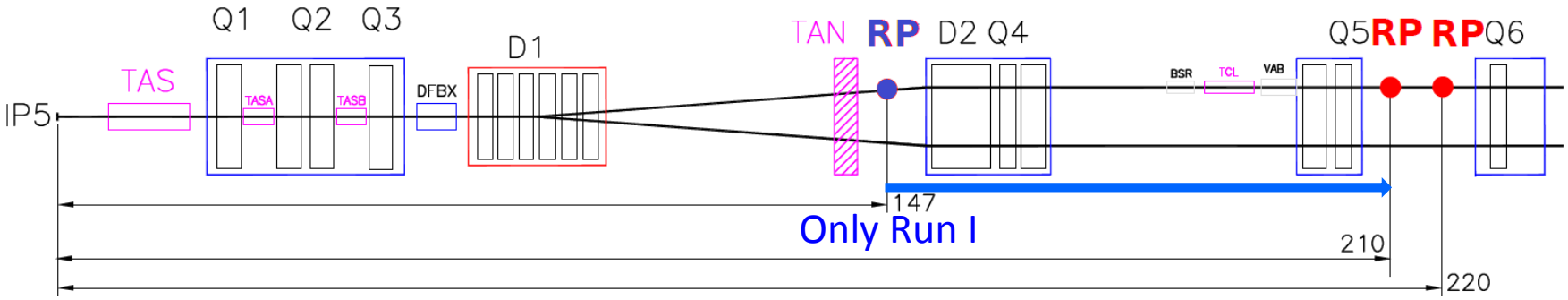

The Roman Pot (RP) stations of the TOTEM experiment

RP stations:

- 2 units (**N**ear, **F**ar) at about 5 m (RP220) and 10 m (RP210) distance
- Unit: 3 moveable RP to approach the beam and detect very small proton scattering angles (few µrad)
- BPM: precise position relative to beam
- Overlapping detectors: relative alignment (10 µm inside unit among 3 RPs)

RP unit: 2 vertical, 1 horizontal pot + BPM





10 planes of edgeless detectors



Si edgeless detector



1 Roman Pot

LHC optics at IP5 briefly

Sketch of the LHC magnet lattice at IP5:

$$k = \frac{1}{B\rho}\frac{dB_z}{dx}$$

MQXA quadrupole



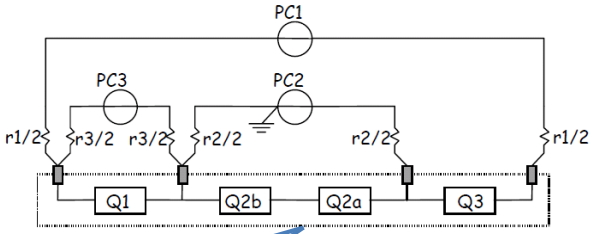

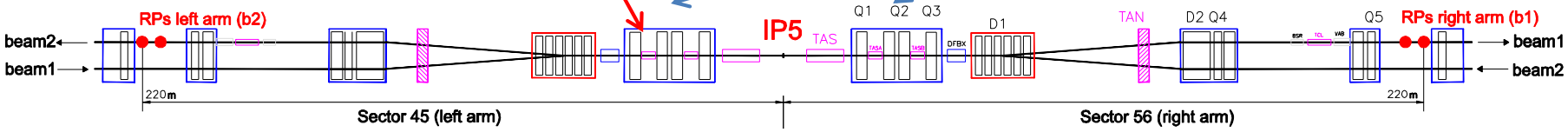

s: distance from IP5 (*≡IP5)

Measured

$$\begin{pmatrix} x \\ \Theta_x \\ y \\ \Theta_y \\ \xi \end{pmatrix}_{RP} = \begin{pmatrix} v_x & L_x & m_{13} & m_{14} & D_x \\ v'_x & L'_x & m_{23} & m_{24} & D'_x \\ m_{31} & m_{32} & v_y & L_y & D_y \\ m_{41} & m_{42} & v'_y & L'_y & D'_y \\ 0 & 0 & 0 & 0 & 1 \end{pmatrix} \cdot \begin{pmatrix} x^* \\ \Theta_x^* \\ y^* \\ \Theta_y^* \\ \xi^* \end{pmatrix}$$

$$\sigma(\Theta) = \sqrt{\varepsilon / \beta_x(s)}$$

Determines angular resolution.

Introduction

List of TOTEM publications

http://totem.web.cern.ch/Totem/publ_new.html

Reconstructed proton kinematics with β* = 3.5 m optics

Momentum conservation is required in elastic events:

- Published in EPL **95** (2011) 41001

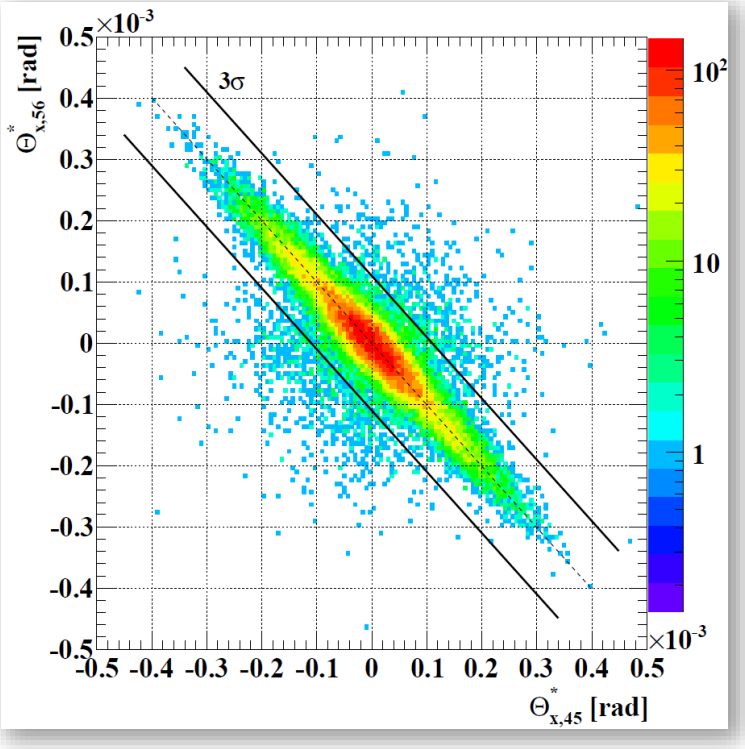

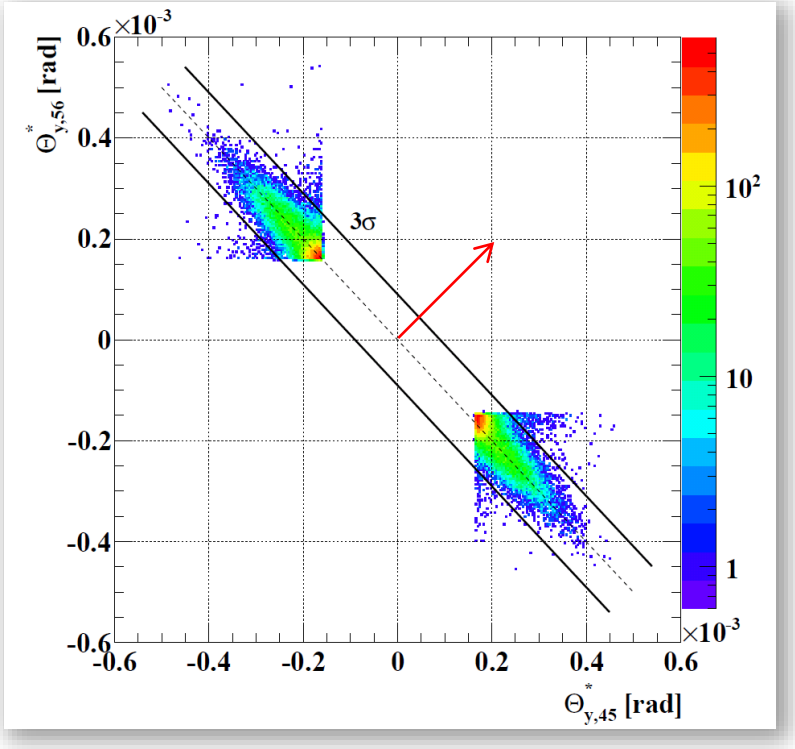

The elastic dσ/dt distribution at √s = 7 TeV (β* = 3.5 m)

Published in EPL **95** (2011) 41001:

- |t| range spans from 0.36 to 2.5 GeV^2
- Below |t| = 0.47 GeV^2 exponential $e^{-B|t|}$ behavior
- Dip moves to lower |t|, proton becomes "larger"
- 1.5 - 2.5 GeV^2 power low behavior $|t|^{-n}$

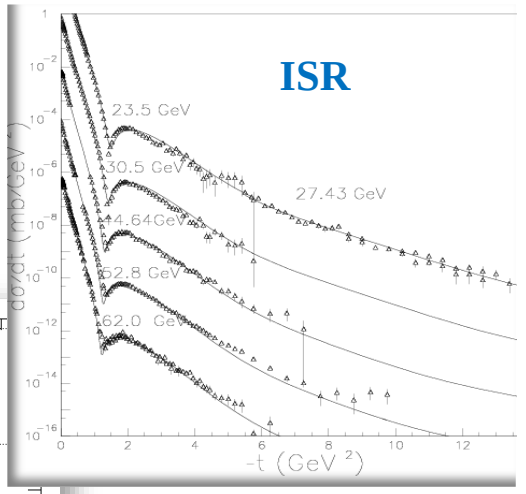

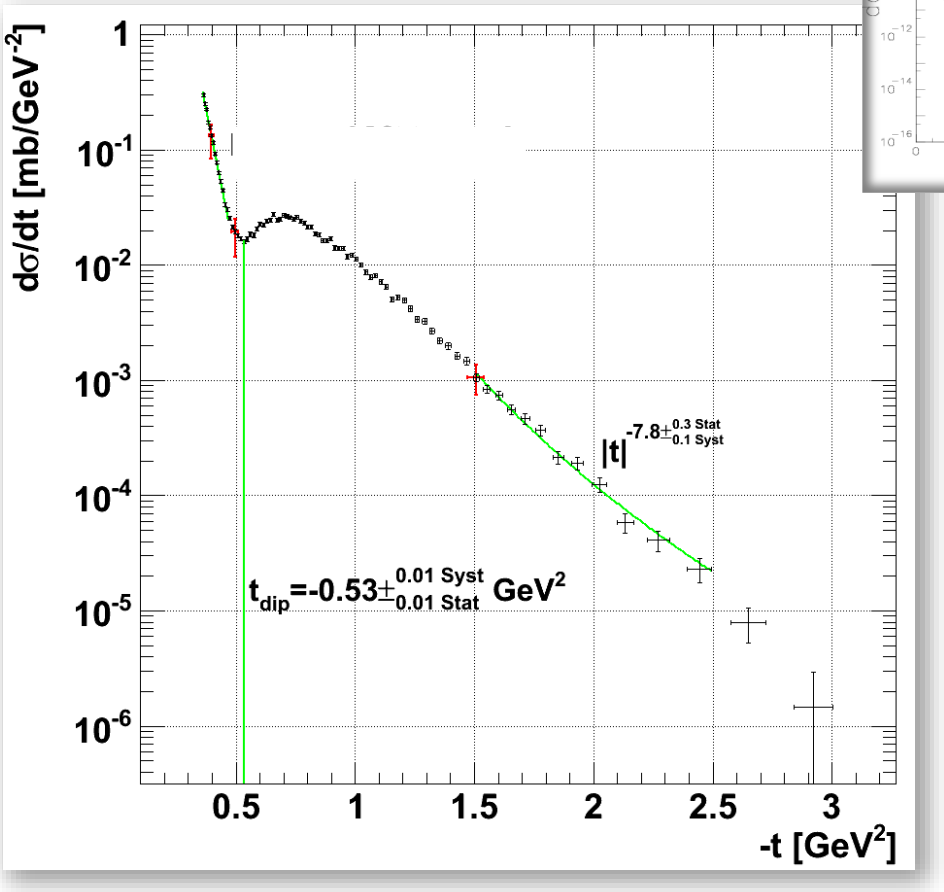

Note on proton kinematics reconstruction & optics imperfections

Machine imperfections alter the optics:

- **Strength conversion error, $\sigma(B)/B \approx 10^{-3}$**
- **Beam momentum offset, $\sigma(p)/p \approx 10^{-3}$**
- Magnet rotations, $\sigma(\phi) \approx 1$ mrad
- Magnetic field harmonics, $\sigma(B)/B \approx 10^{-4}$
- Power converter errors, $\sigma(I)/I \approx 10^{-4}$
- Magnet positions Δx, $\Delta y \approx 100$ µm

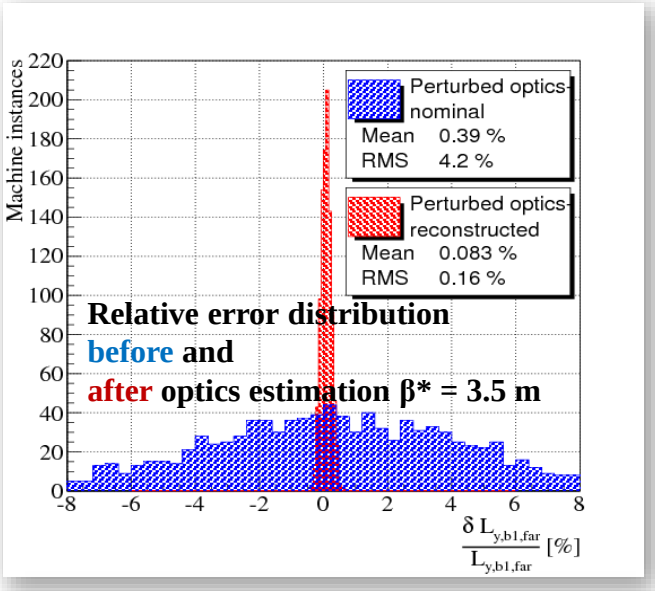

$$t(v_x, L_x, L_y, \ldots, p) = -p^2 \cdot \left(\Theta_x^{*2} + \Theta_y^{*2}\right)$$

→ **Precise model of the LHC optics is indispensable!**

Novel method from TOTEM:

- Use **measured** proton data from RPs
- Based on kinematics of elastic candidates
- Published in New Journal of Physics
- http://iopscience.iop.org/1367-2630/16/10/103041/

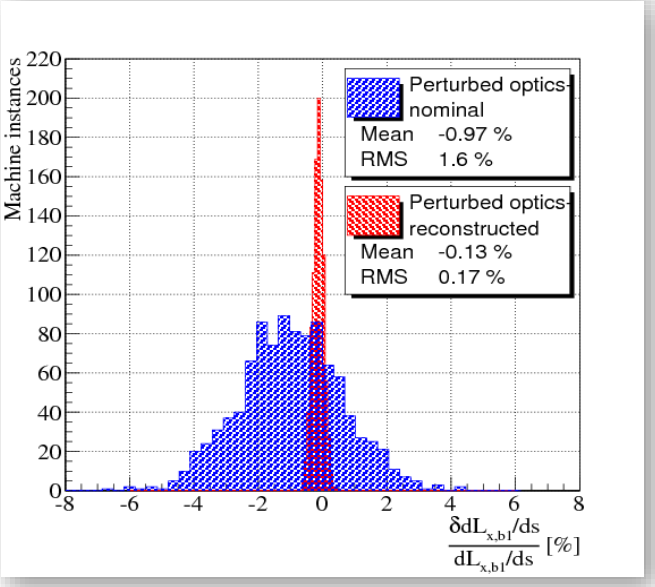

TOTEM elastic scattering measurement at √s = 2.76 TeV

Strong background: elastic candidate selection from multitracks

- RP can resolve uniquely single tracks
- Otherwise: multitrack candidate array / RP
- Elastic cuts defined with unique tracks
- **Every** combination of the 4 RPs of a diagonal
- **One** combination is selected with elastic cuts (+physics oriented topology studies)

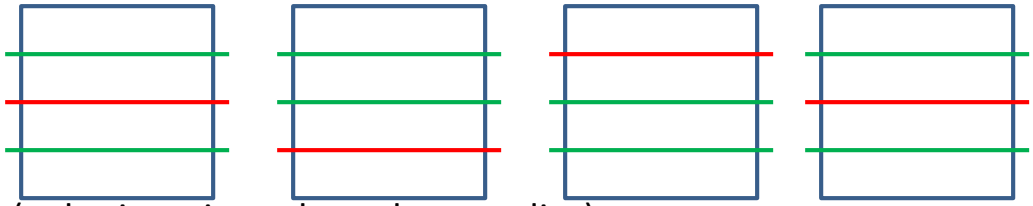

Unique tracks to define cuts

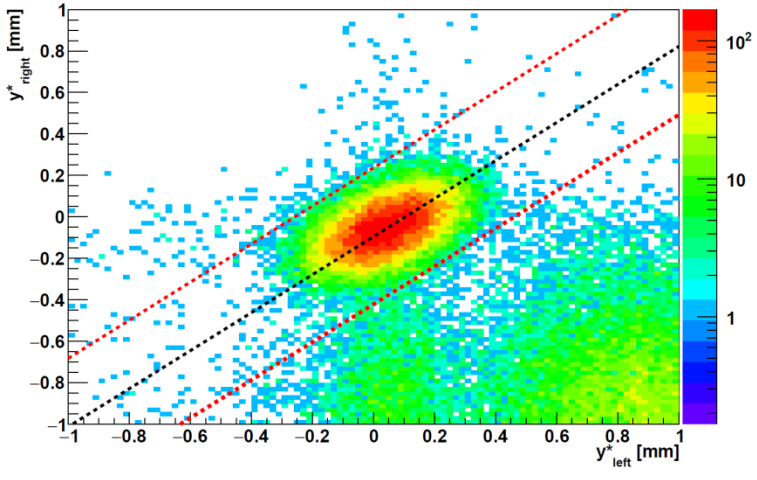

… to select elastic candidates from multitracks

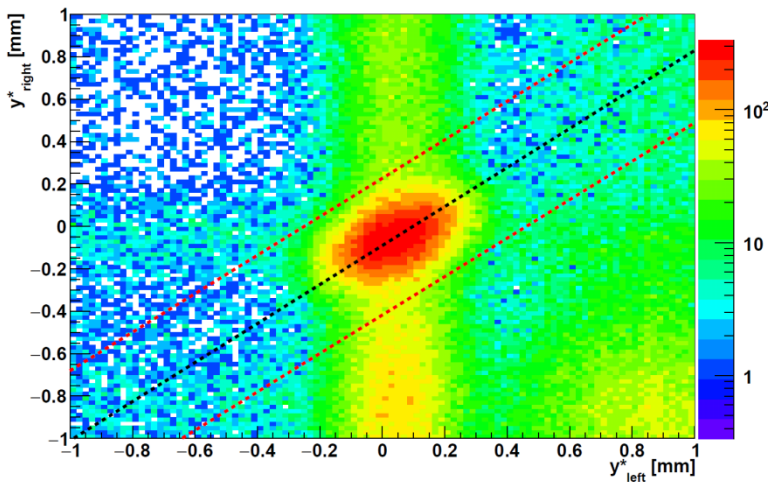

- Progressive selection of elastic candidates / cut

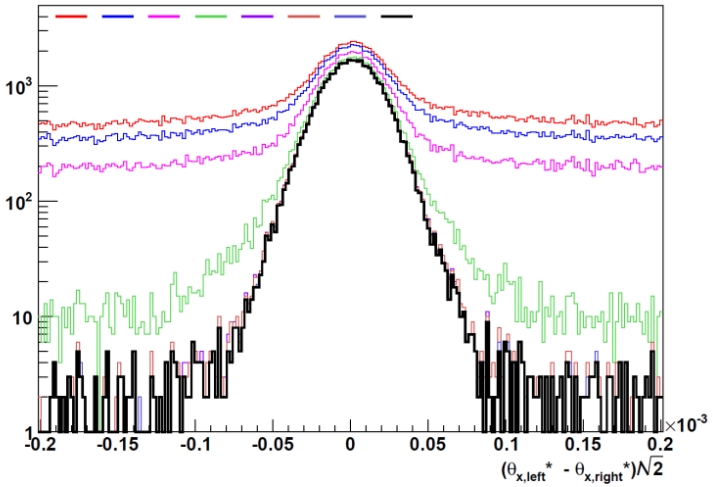

RP alignment and LHC optics calibration

Horizontal RPs were not inserted:

- No track based **top - bottom** RP alignment
- Horizontal and relative near-far alignment is done
- New methods to find absolute y-alignment of the 2 diagonals
- 2 diagonals: 2 constraints from elastic scattering symmetries

1st constraint: alignment of θ_y^* barycenter to 0

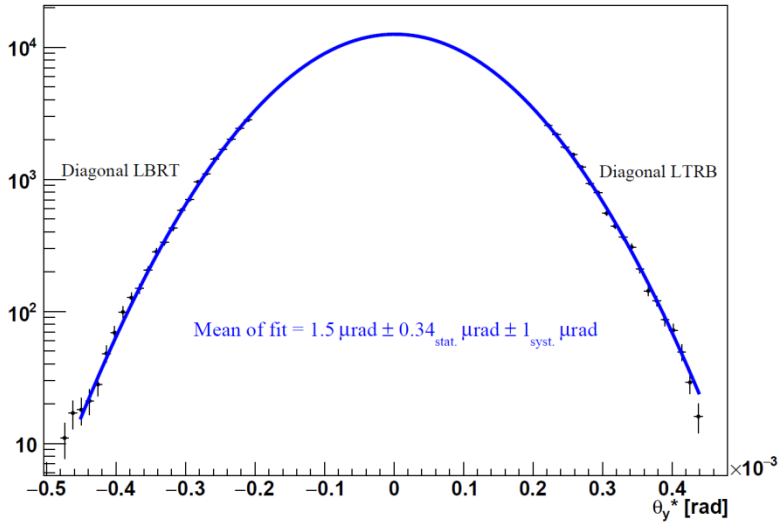

2nd constraint: alignment of θ_y^* to θ_x^*

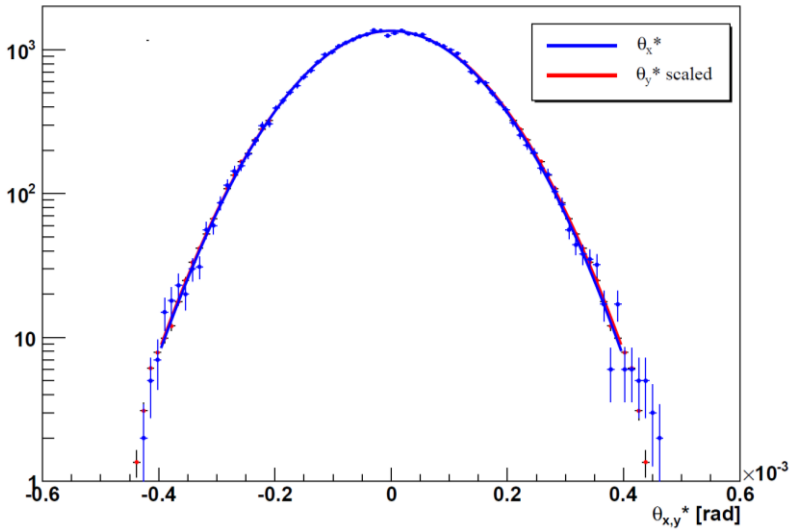

- Optics calibration done in the usual way (alignment independent procedure)
- Careful measurement of optics estimators:

After y* vertex cut

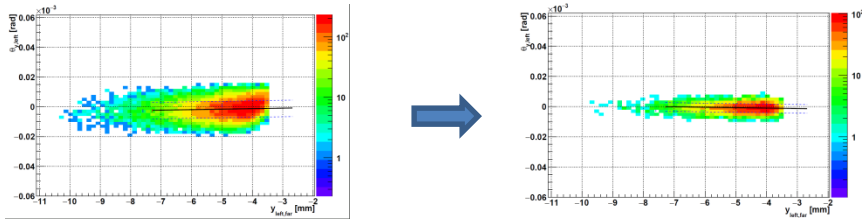

2.76 TeV luminosity independent cross-sections (β* = 11 m optics)

σ_{tot} [mb]	σ_{el} [mb]	σ_{inel} [mb]
84.7 ± 3.3	21.8 ± 1.4	62.8 ± 2.9

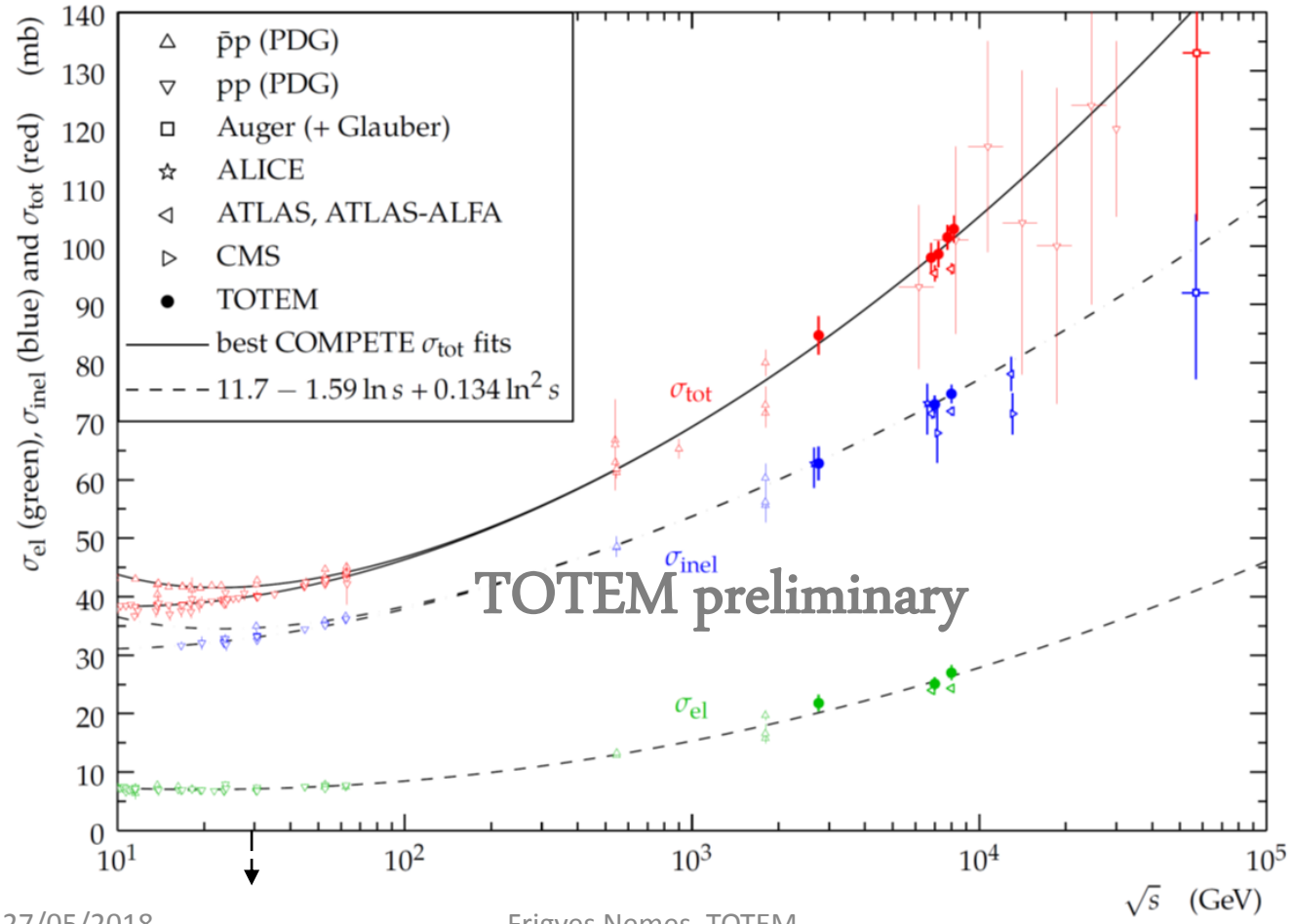

The nuclear slope B and the σ_{el}/σ_{tot} ratio at $\sqrt{s} = 2.76$ TeV

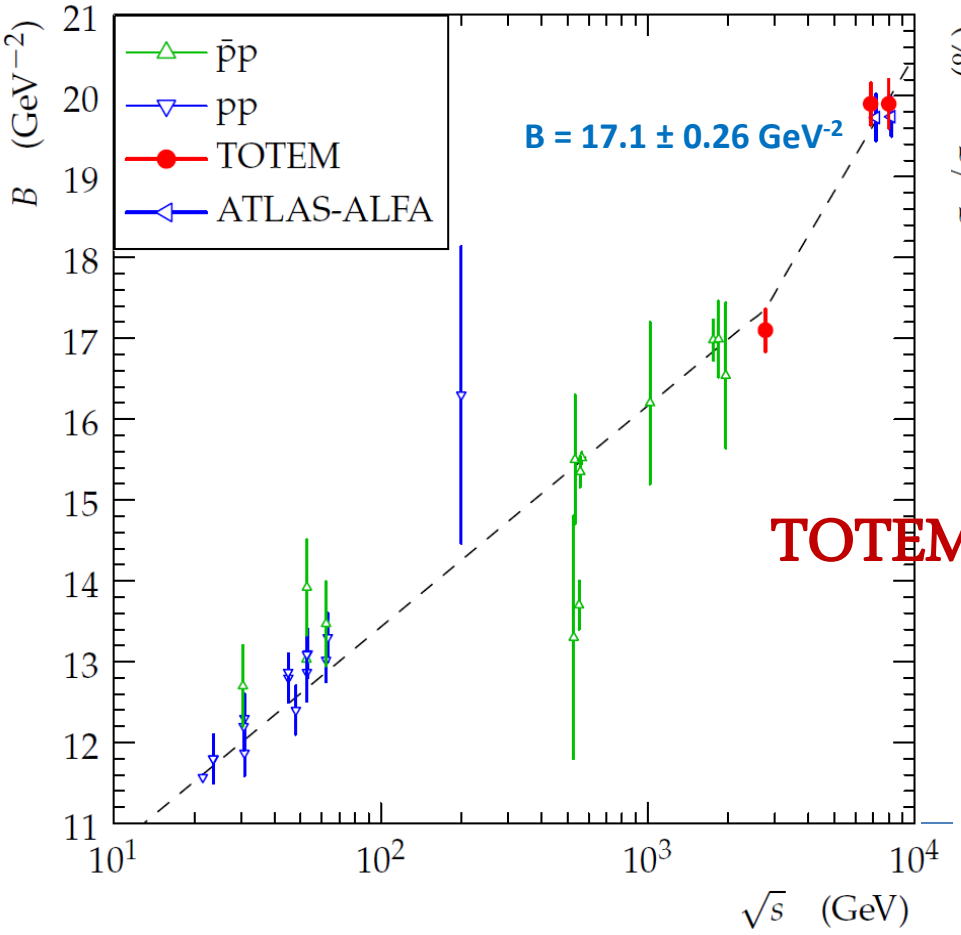

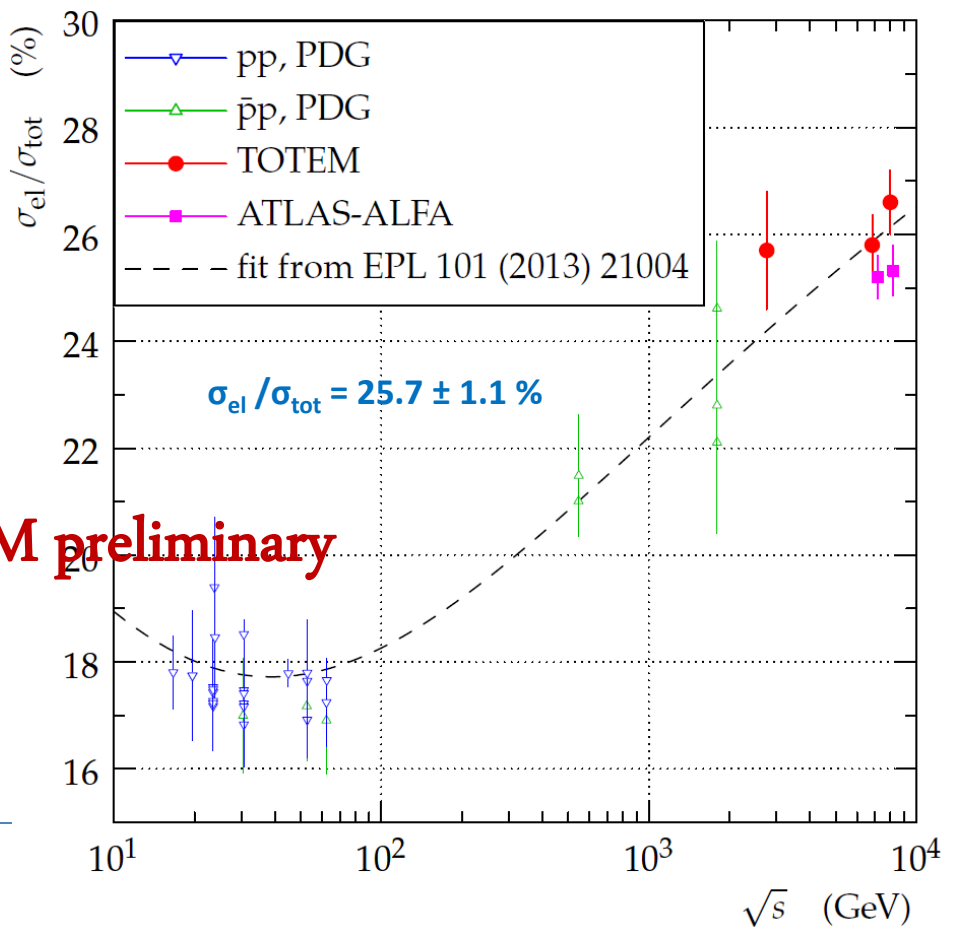

TOTEM preliminary

TOTEM cross-section measurement at √s = 13 TeV

$\beta^* = 90$ m, $5\sigma_{RP}$ RP distance

Kinematics, cuts and signal selection at 13 TeV

Note:

- Reconstruction of kinematics:

$$\theta_x^* = \frac{1}{\frac{\mathrm{d}L_x}{\mathrm{d}s}}\left(\theta_x - \frac{\mathrm{d}v_x}{\mathrm{d}s}x^*\right), \theta_y^* = \frac{y}{L_y}$$

- Clean sample after usual elastic cuts
- Optics matching → kinematics reconstruction uncertainty ~ 2 permil

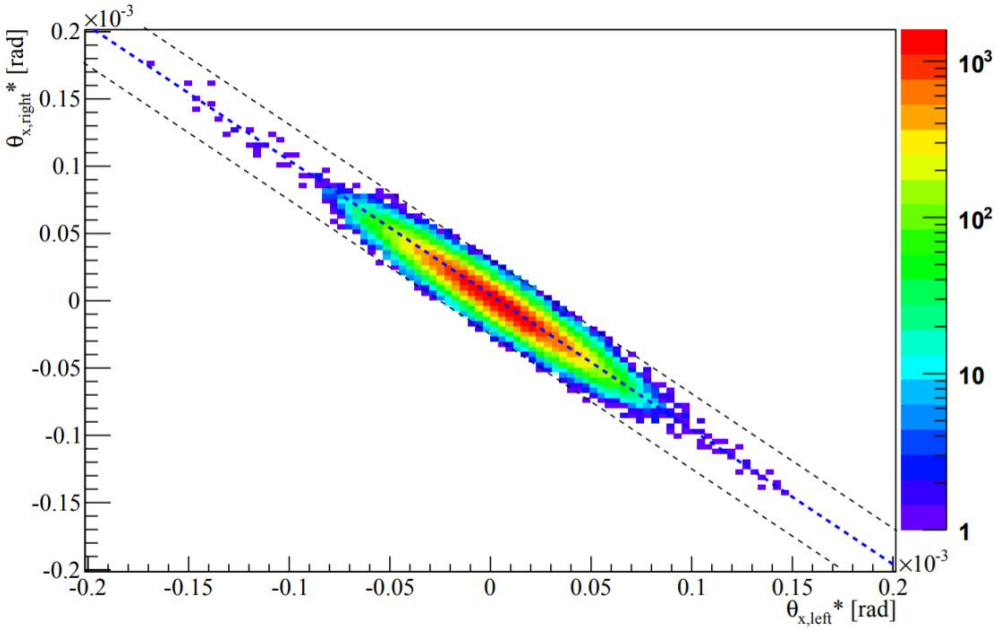

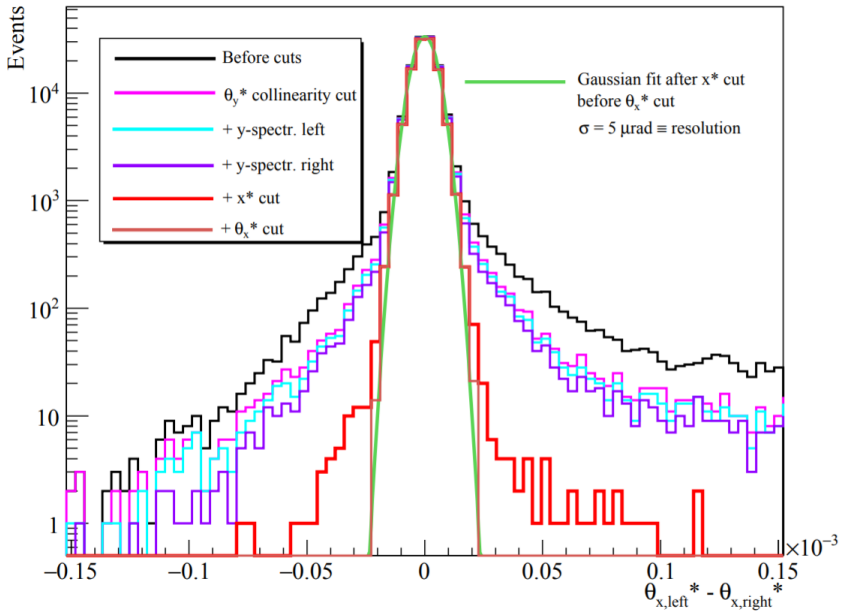

Inefficiencies and corresponding physics corrections

Note:

- Large O(20 %) but well measurable, inefficiencies:

Correction [%]	DS1		DS2	
	Diag. 1	Diag. 2	Diag. 1	Diag. 2
$\mathcal{I}_{3/4}$	25.86 ± 0.2	22.04 ± 0.2	20.34 ± 0.1	21.37 ± 0.1
$\mathcal{I}_{2/4}$	19.91 ± 0.2	16.16 ± 0.2	16.09 ± 0.2	17.11 ± 0.2
$\mathcal{I}_{2/4\,\mathrm{diff.}}$	2.38 ± 0.05	1.61 ± 0.04	1.33 ± 0.02	1.5 ± 0.02
η_{d}	80.93 ± 0.01		99.95 ± 0.01	
η_{tr}	99.9 ± 0.1		99.9 ± 0.1	

- Total correction per event:

$$f(\theta^*, \theta_y^*) = \frac{1}{\eta_{\mathrm{d}}\eta_{\mathrm{tr}}} \cdot \frac{\mathcal{C}(\theta^*, \theta_y^*)}{1-\mathcal{I}} \cdot \frac{1}{\Delta t}$$

$$\mathcal{I} = \mathcal{I}_{3/4}(\theta_y^*) + \mathcal{I}_{2/4} + \mathcal{I}_{2/4\,\mathrm{diff}}$$

Main observables at 13 TeV

Note:

- $N_{inel,obs}$ is measured with the T2 inelastic telescope

Data set	Unit	DS1	DS2
$N_{el,obs}$		105729	216825
$N_{inel,obs}$		773000	1488343
N_{el}		$4.273 \cdot 10^5 \pm 0.5\,\% \pm 2.3\,\%$	$6.660 \cdot 10^5 \pm 0.5\,\% \pm 2.3\,\%$
$dN_{el}/dt\|_{t=0}$	$[GeV^{-2}]$	$8.674 \cdot 10^6 \pm 0.4\,\% \pm 1.6\,\%$	$1.356 \cdot 10^7 \pm 0.4\,\% \pm 1.6\,\%$
N_{inel}		$1.097 \cdot 10^6 \pm 0.1\,\% \pm 3.7\,\%$	$1.708 \cdot 10^6 \pm 0.1\,\% \pm 3.7\,\%$

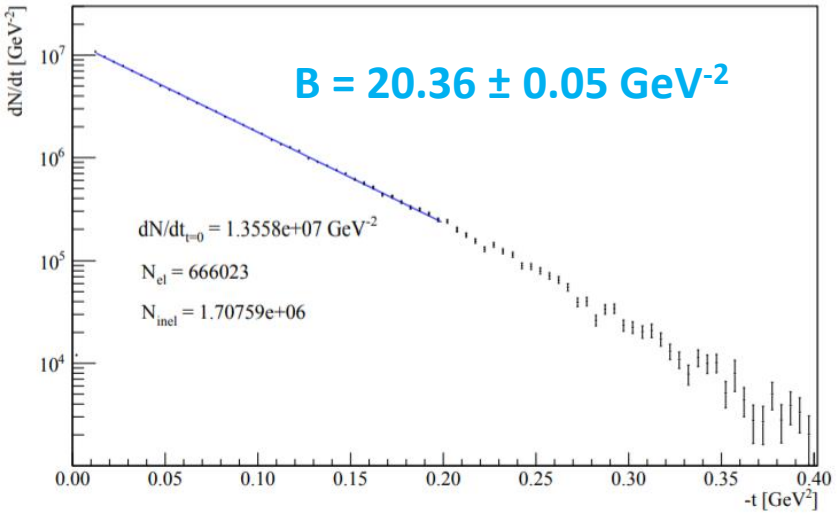

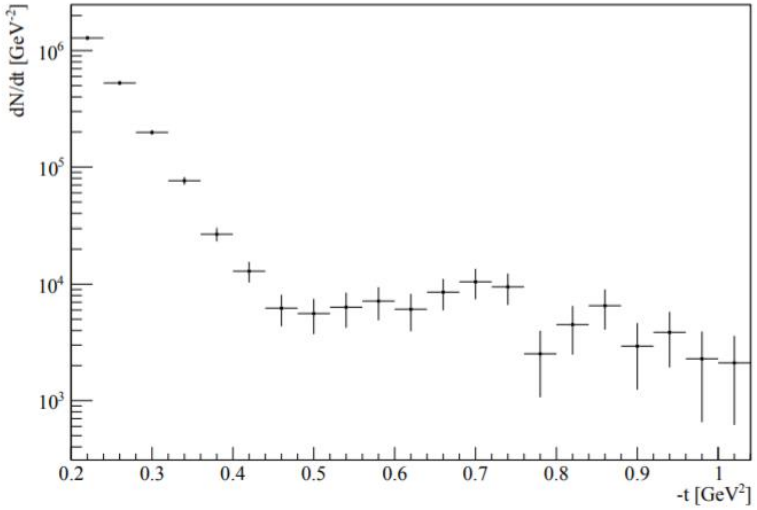

Cross sections at 13 TeV

Provides normalization at 13 TeV to:

- β* = 2500 m
- β* = 90 m, 10 σ RP distance

ρ = 0.1

σ_{tot} [mb]	σ_{el} [mb]	σ_{inel} [mb]
110.6 ± 3.4	31.0 ± 1.7	79.5 ± 1.8

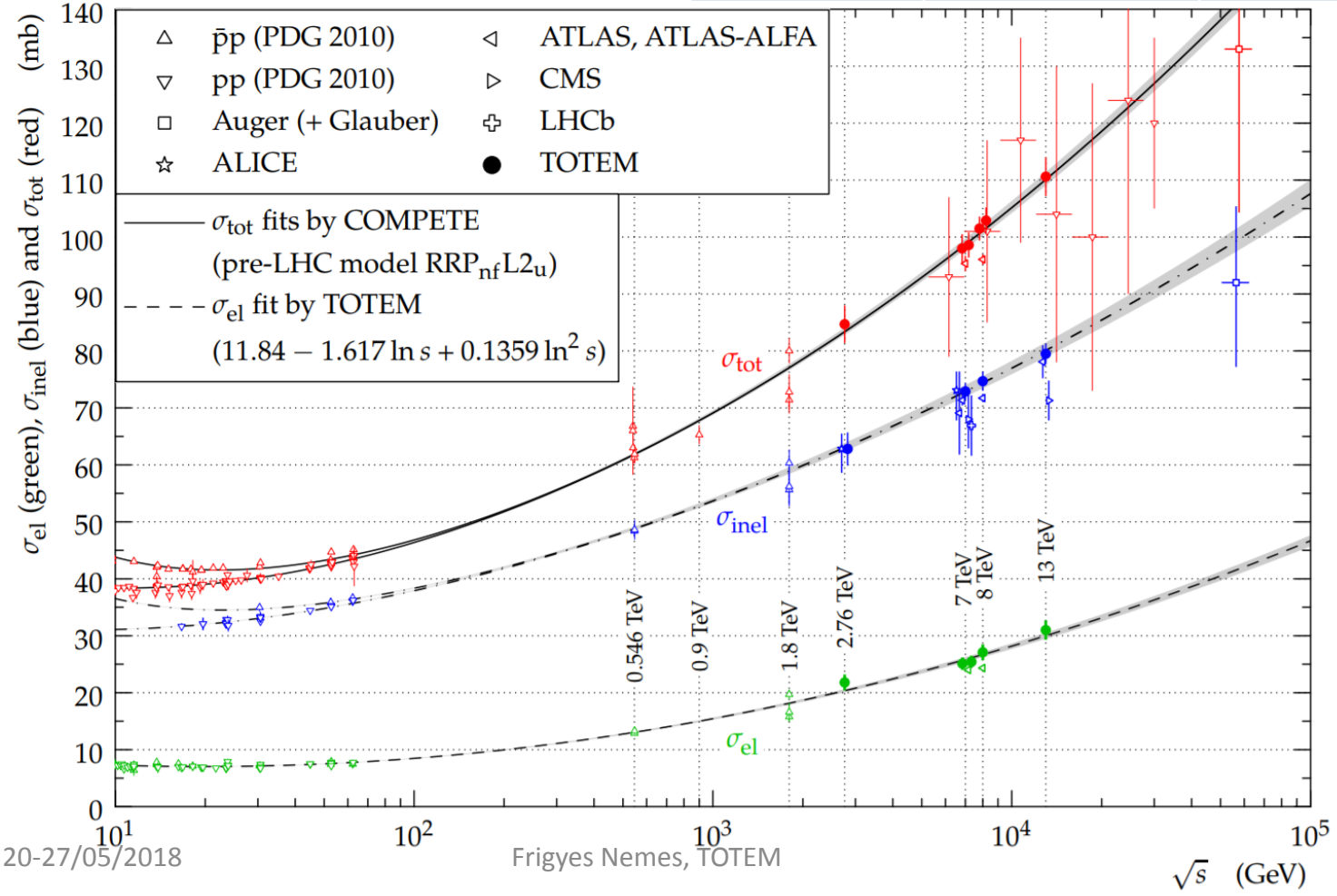

The σ_{el}/σ_{tot} ratio

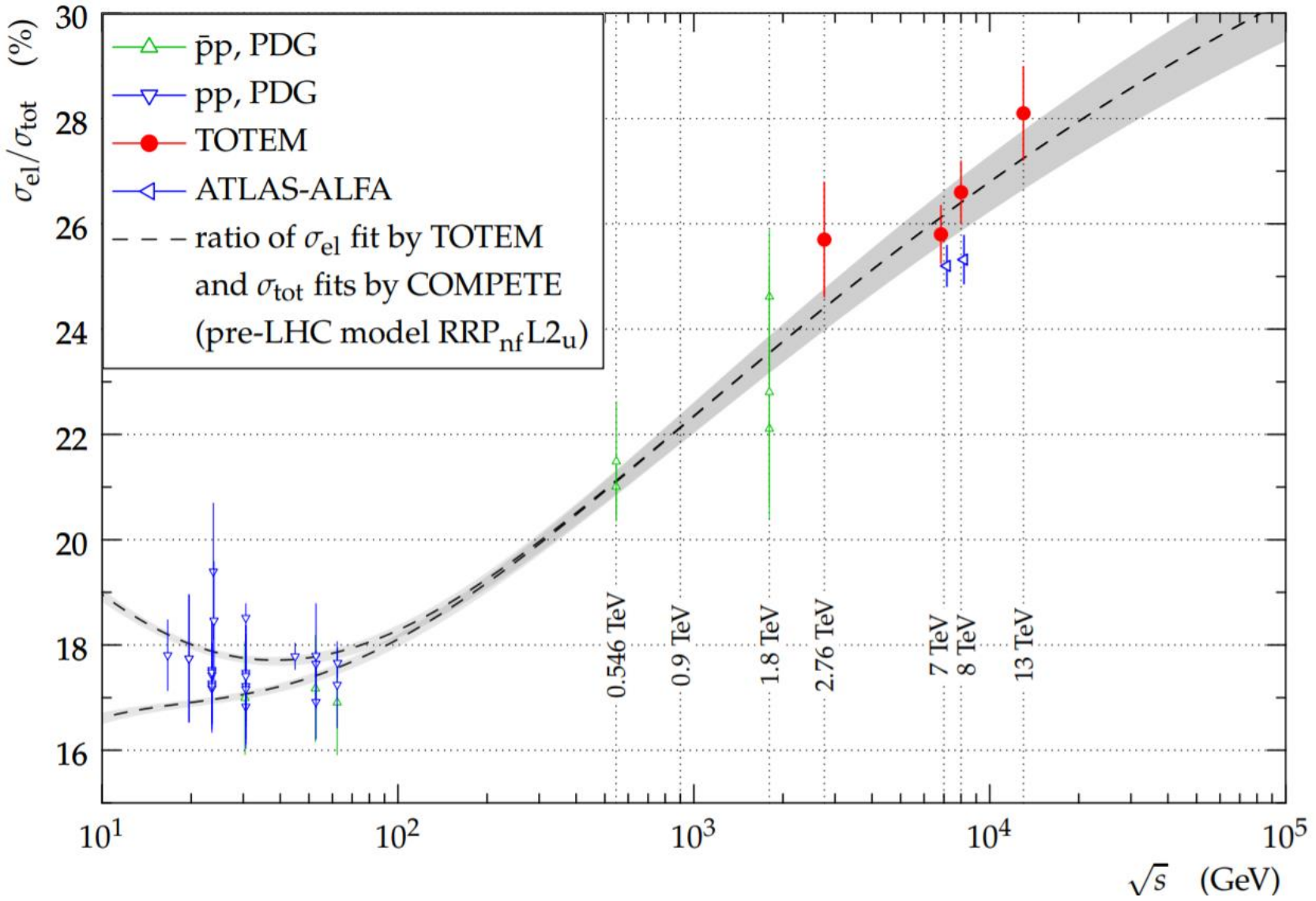

Overview of the nuclear slope B evolution with energy

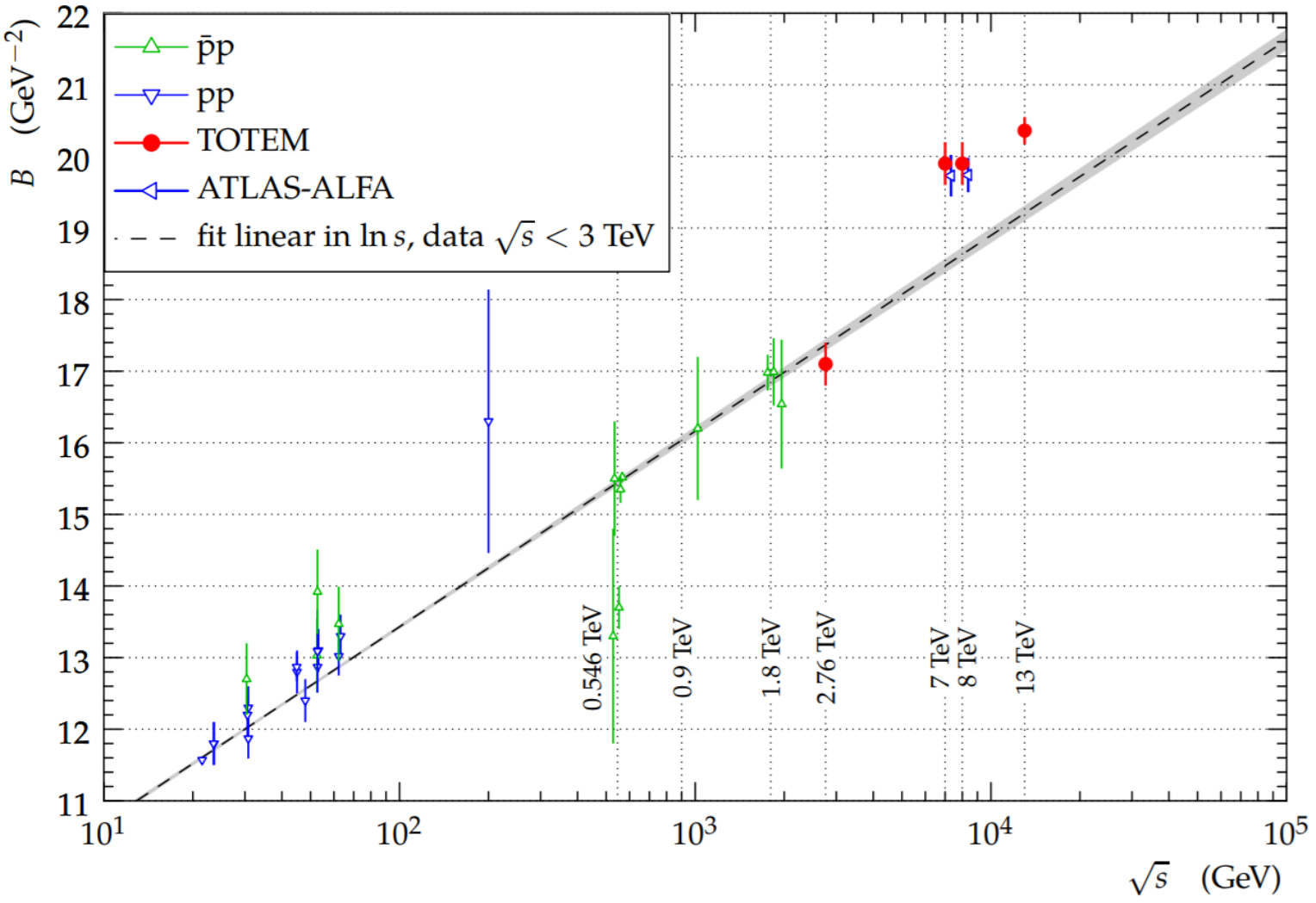

TOTEM differential cross-section measurement at √s = 13 TeV

$\beta^* = 90$ m, $10\sigma_{RP}$ RP distance

Differential cross-section (fully corrected)

Note:

- O(10^9) observed elastic events (trigger rate **50 ×** Run I)
- Acceptance and beam divergence corrected
- 3/4 correction, matched optics
- Unfolded

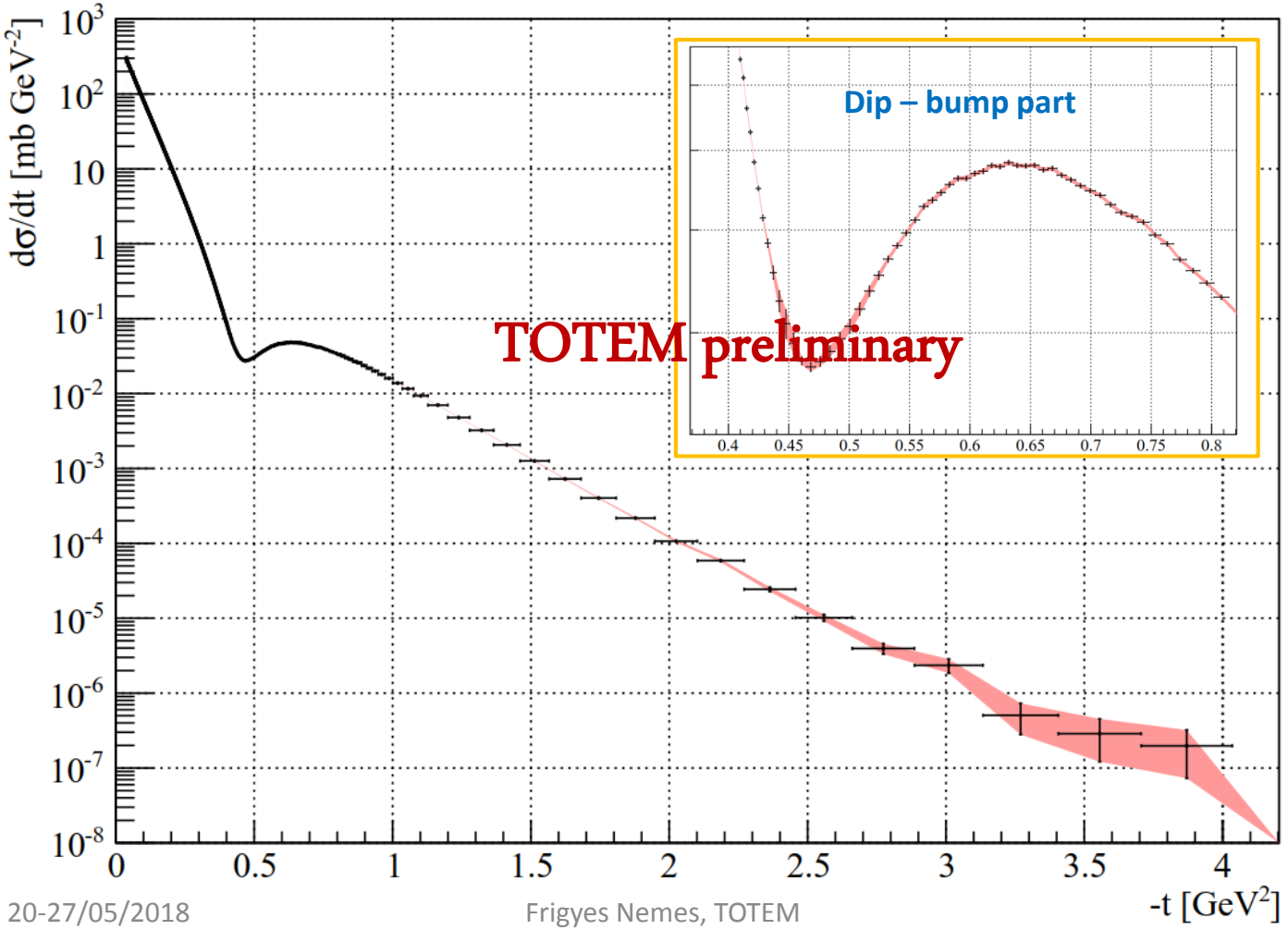

The diffractive minimum in pp and ppbar collision

Note:

Result confirms with unprecedented precision at the TeV scale the dip structure in elastic pp scattering (first observed at 7 TeV after the ISR) and brings to 5 sigma level the **incompatibility** at the diffractive dip between pp and ppbar, the latter measured by D0 still at the gluon-dominated TeV scale.

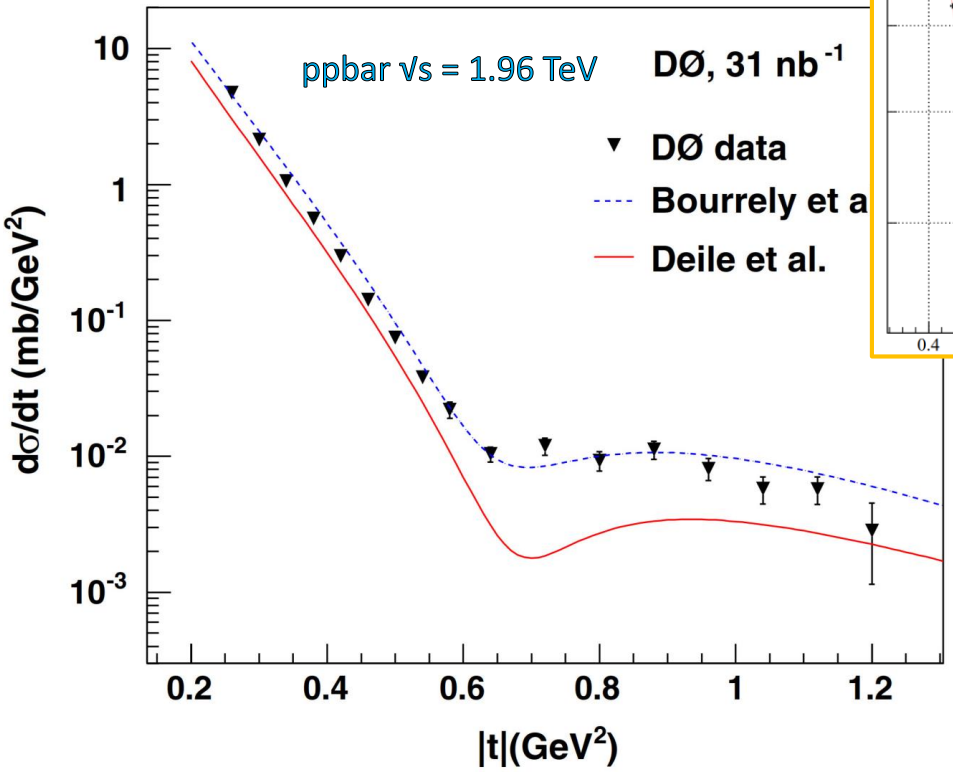

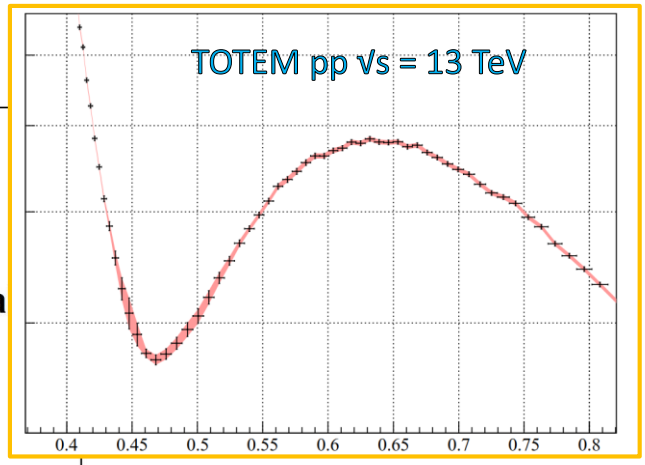

Resolutions and statistics

Note:

- LHC fills are classified according to their angular resolutions

- Good resolution fills unfolded separately: 4495, 4496, 4505
- Remaining fills: 4499, 4509, 4510, 4511
- $\theta^*_{x,y}$ resolutions in μrad (review):
  Fill, LBRT(x,y) LTRB(x,y), statistics
  4495: 4.82, 1.41, 4.82, 1.41, 3.07474E+007
  4496: 4.99, 1.89, 4.96, 1.90, 6.36628E+007
  4499: 5.03, 2.23, 5.15, 2.22, 2.60461E+008
  4505: 4.92, 1.98, 5.07, 1.99, 1.01562E+008
  4509: 5.01, 2.20, 5.20, 2.20, 6.92699E+008
  4510: 5.12, 2.33, 5.16, 2.33, 1.81703E+008
  4511: 5.04, 2.33, 5.11, 2.33, 1.85651E+008

Large-t fit

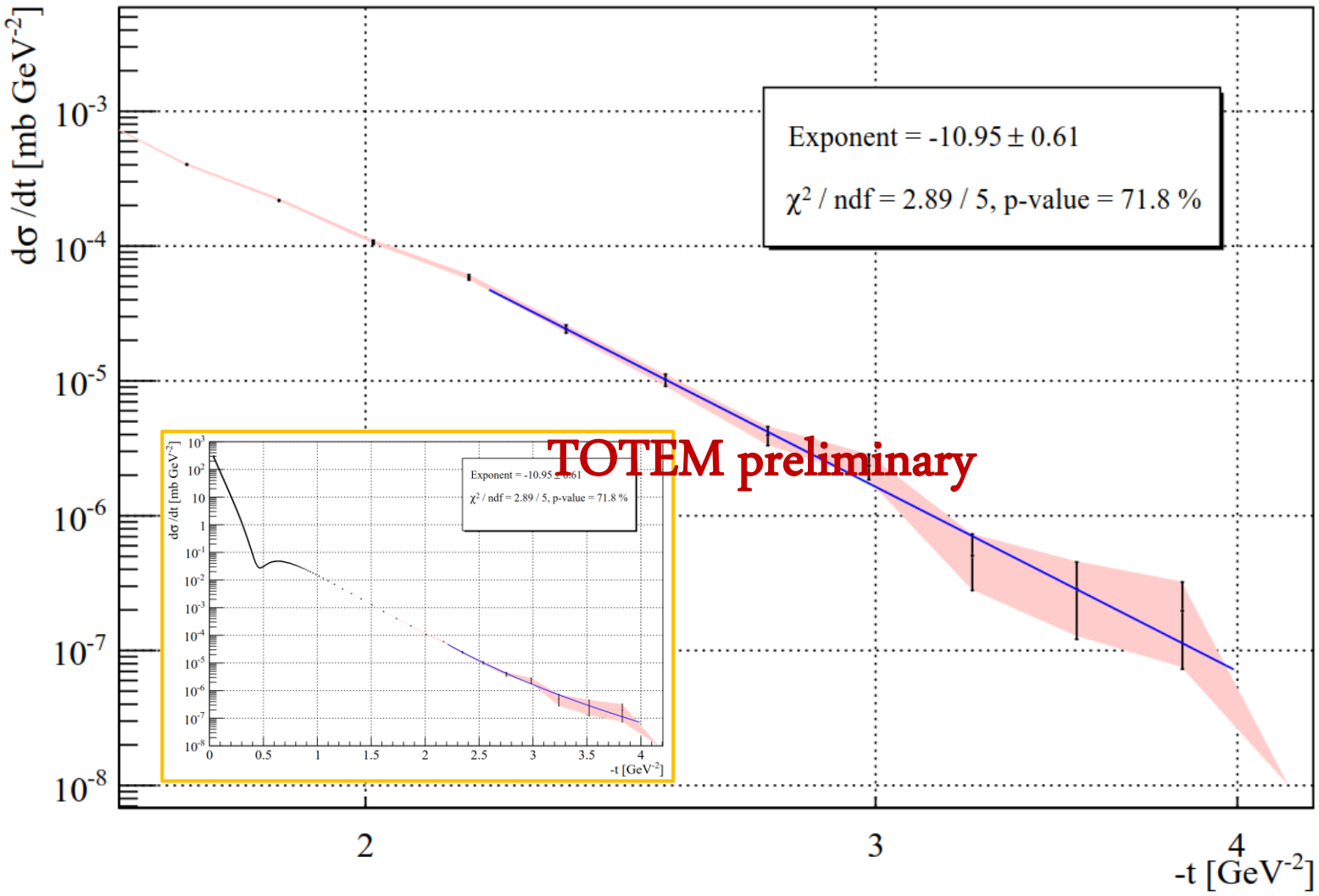
Exponent = -10.95 ± 0.61
χ² / ndf = 2.89 / 5, p-value = 71.8 %
TOTEM preliminary
dσ /dt [mb GeV⁻²]
-t [GeV⁻²]

Low-t, normalization and non-exponential part

Note:

- Slope agrees with $5\sigma_{RP}$ data result within 2 permil (less than $1\sigma_B$ difference)

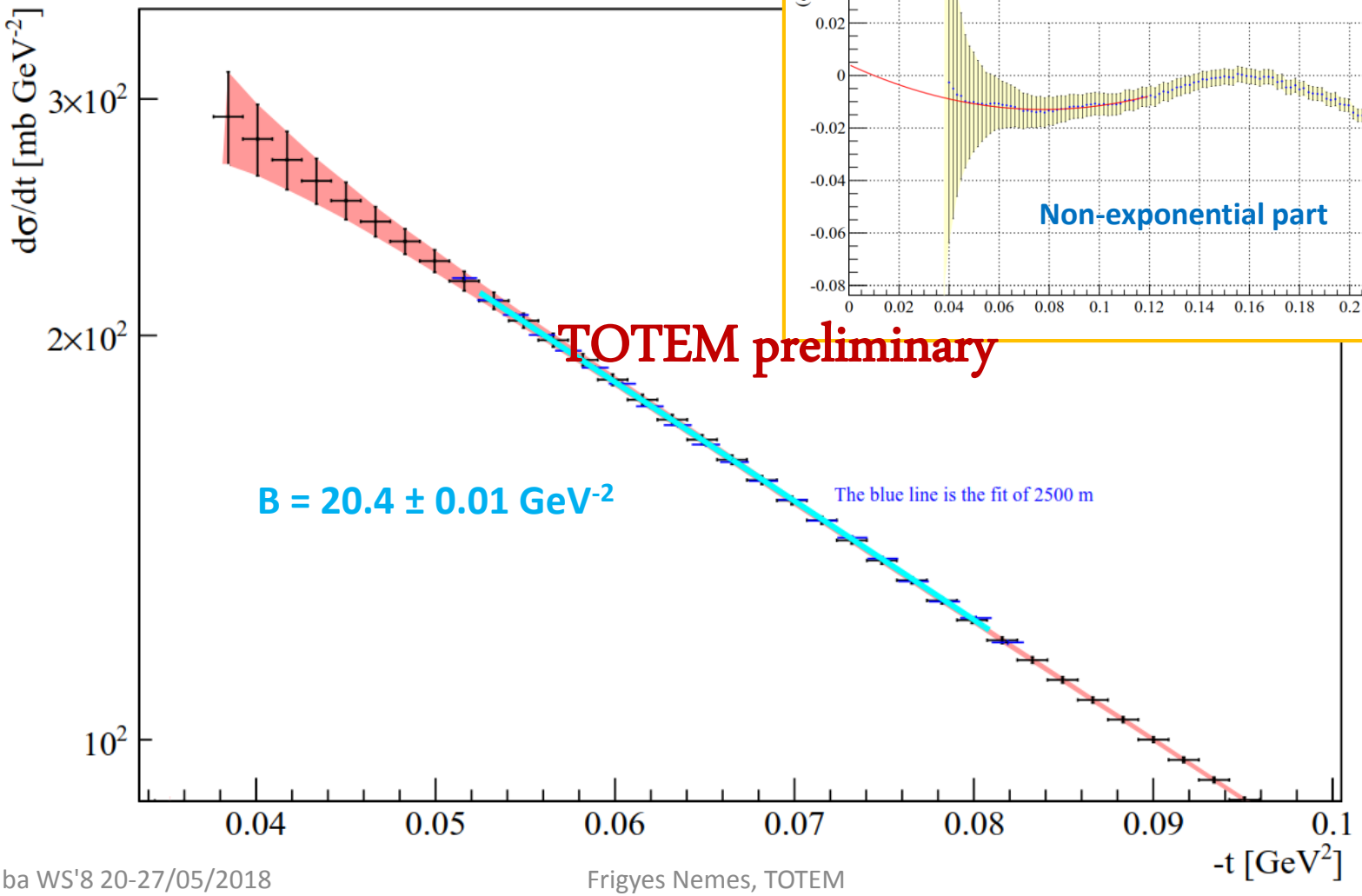

Systematic uncertainty summary

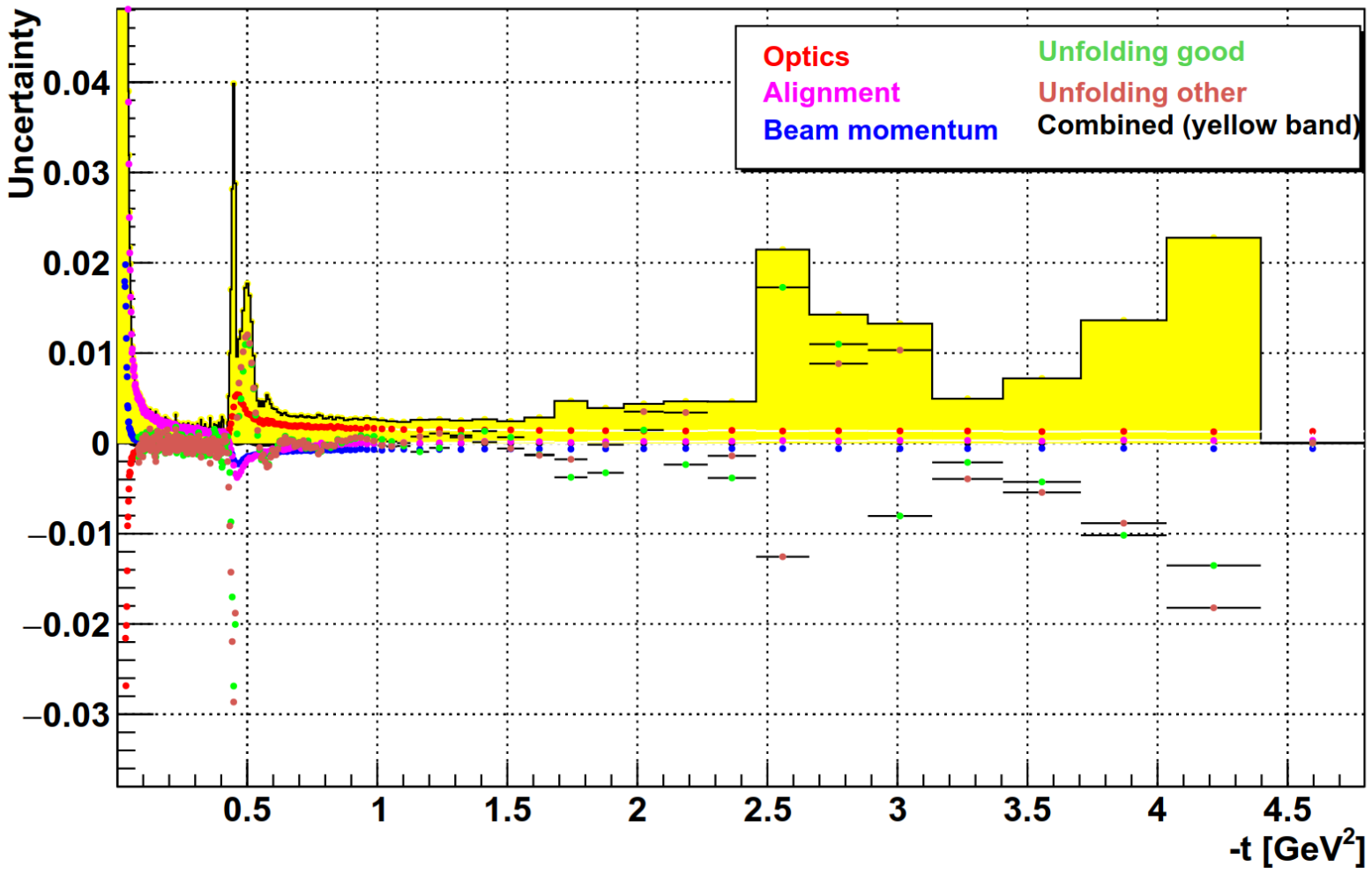

Unfolding of dN/dt: 3 different methods

Note:

1. Bin-by-bin MC, by simulating the bin-migration
2. Inversion of the response matrix M
3. Gaussian deconvolution

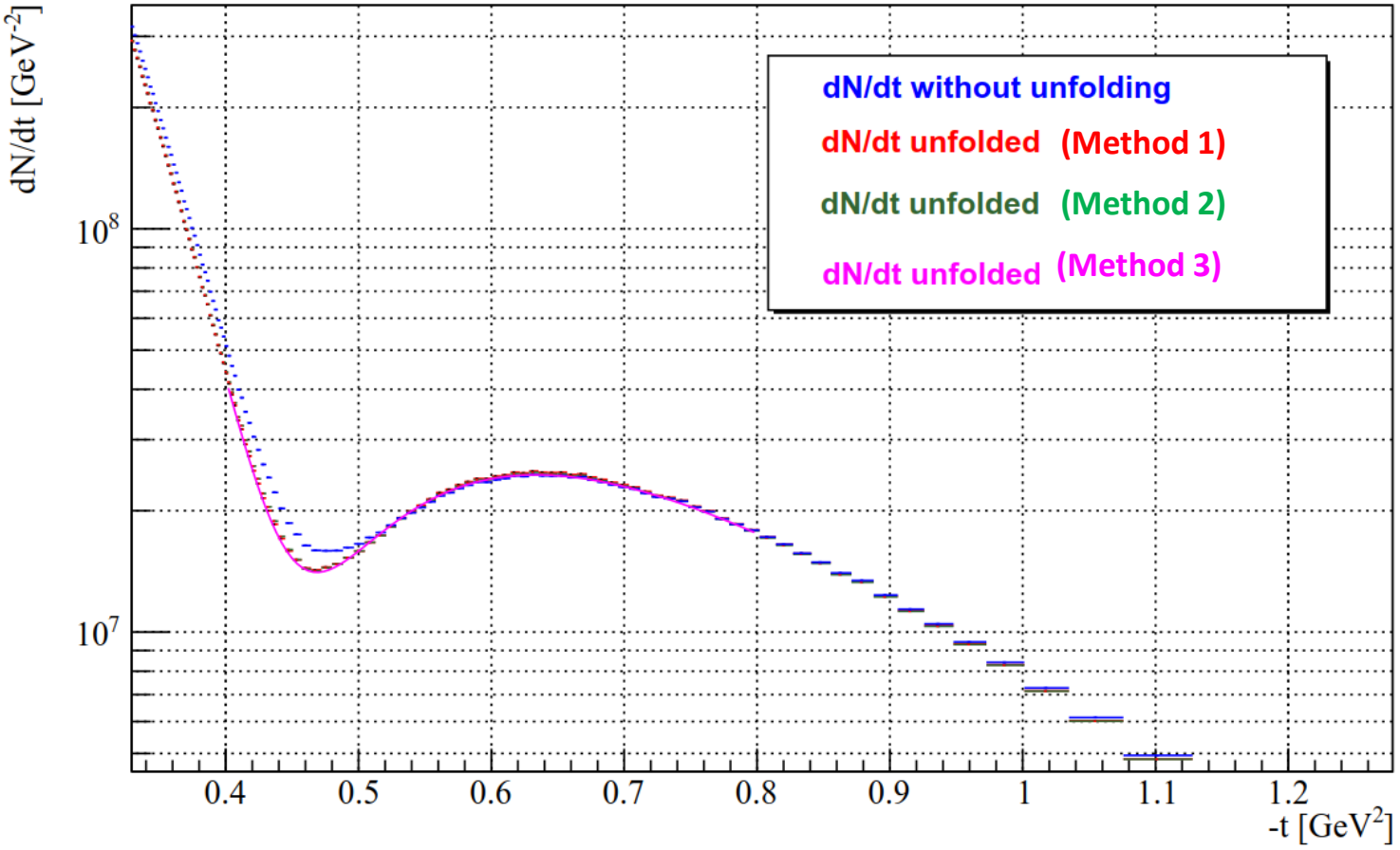

Fit of dip and max

Good resolution fills (see slide 24)

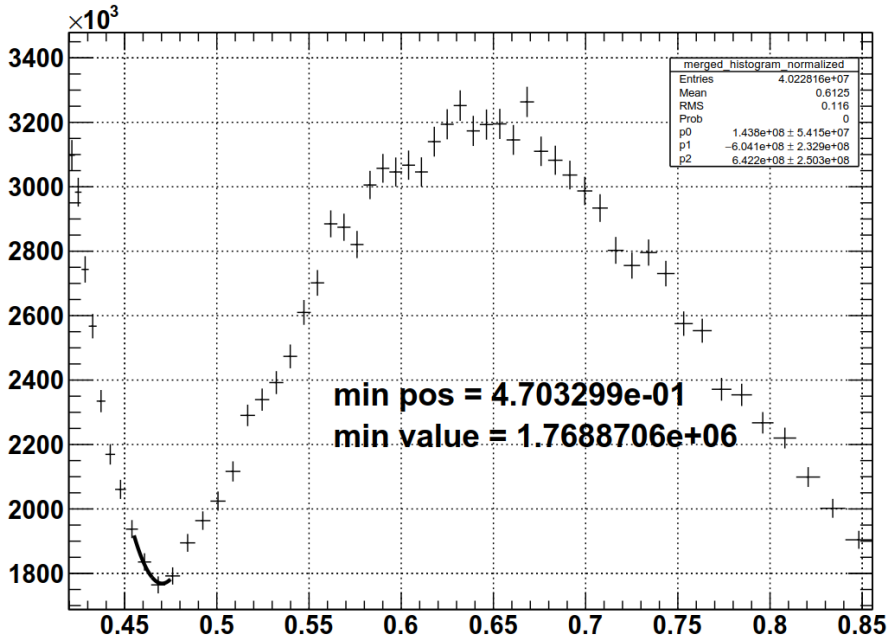

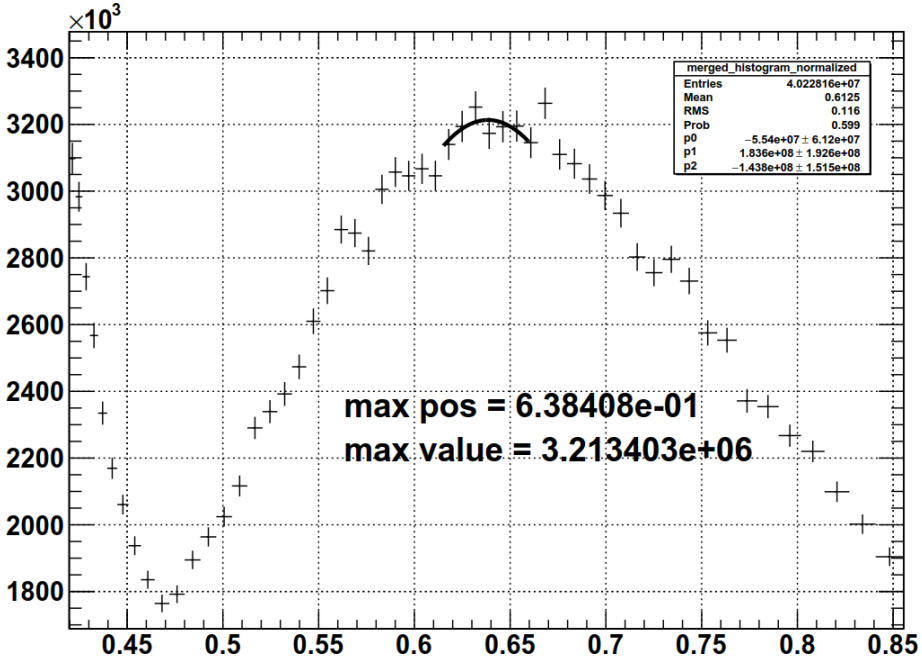

- The weighted average of all fills give dN/dt ratio between max / dip = 1.78 ± 0.05

Summary of finished cross-section measurements since 2016 Elba

- First total cross-section measurements at √s = 2.76 TeV
  - β* = 11 m
  - Luminosity independent method
  - Change of √s behavior of slope parameter B at around 3 TeV
- First total cross-section measurements at √s = 13 TeV
  - β* = 90 m
  - Luminosity independent method
  - Link to CERN preprint and arxiv, combined with 2.76 TeV:
  - http://cds.cern.ch/record/2296409
  - http://arxiv.org/abs/arXiv:1712.06153
  - Continued growth of σ_{tot} at 13 TeV according to $\log^2(\sqrt{s})$
- High-statistics differential cross-section measurement at √s = 13 TeV
  - β* = 90 m
  - Confirming with unprecedented precision the dip structure in pp scattering at TeV scale: 5 σ level **incompatibility** of diffractive dip between pp and ppbar

Thank you for your attention !