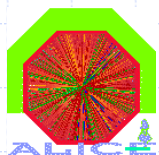
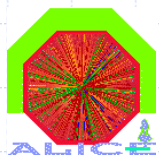


Memorandum of Understanding on Maintenance and Operations



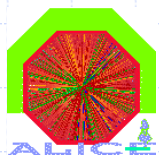
M&O MoU - General

- Text of MoU is standardised for four experiments
- Defines rules and procedures for the handling of M&O expenses
- Was the subject of extensive consultations at last year's autumn RRB
- Change since Oct. 2001:
 - treatment of energy cost

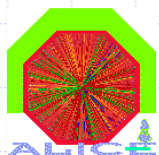


MoU Annexes

- Composition of Collaboration (Institutes & Funding Agencies; Annexes 1 and 2): updated
- General Conditions (Annex 3) - same as in construction MoU
- Management structure of ALICE (Annex 5):
 - new version of 'ALICE Organisation' (Annex 5a) - recently approved by Collaboration Board
 - management roles (Annex 5b): updated

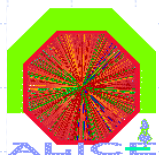


- Breakdown of the detector and responsibilities:
essentially unchanged since construction MoU
 - annex 4: Sub-detector Structure
 - annex 6: Participation in Sub-systems
 - annex 7: Common Items
 - annex 8: Deliverables



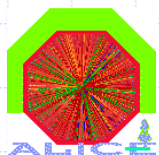
Sharing of cat. 'A' M&O expenses

- List of authors (Annex 13: PhD scientists or equivalent) fixed on Jan 1, 2002 - to be reviewed annually effective Sept. 1
 - 2002 data: 547 staff counted (486 physicists, 61 engineers)
 - based on this, invoices for first 30% instalment dispatched in February



ALICE cat. 'B' expenses

- Will be borne by the Institutes/ Funding Agencies committed to construction of detectors
- Sharing is to be determined by detector collaborations
- The total cost and sharing will be reported to the RRB
- Only very preliminary estimates have been made so far
- No cat. 'B' cost before 2004



Annex 8: Deliverables to be maintained by individual Institutes or groups of Institutes

	Pixel	Drift	Strip	ITS-CMA	TPC	TRD	TOF	HMPID	PHOS	PMD	ZDC	FMD	TO	MuonTrack	MuonTrig	MuonMag	MuonAbs	DAQ	Trigger	Point 2	Magnets	
CERN	41		12		16			25									48	29	43		91	100
Czech Republic		6							2													
Denmark					3							52										
Finland			9																			
France			20						4					57	53	12	13					
Germany					58	85														29		
Hungary																				7		
Italy	50	87	31	80			94	64			100			17	47							
Netherlands			21																			
Norway									7											7		
Poland					3				4													
Slovak Republic	9				2															8		
Sweden					18																	
Switzerland																				3		
United Kingdom																				10	92	
Armenia															1							
China									21												9	
Croatia					1			1														
India										100				20								
JINR							11										40					
Romania							5															
Russia		1	1	16				6	10	62			4	20	4							58
Ukraine		6	6																			
United States		0		4																		
Total	100	100	100	100	100	100	100	100	100	100	100	56	20	100	100	100	100	100	100	100	100	100