


ALICE Construction/C&I Budgets

1. 2003 Budget
2. CORE Spending Profile
3. Common Fund
4. Commissioning & Integration




1 - 2003 CORE construction budget




2003 Preliminary budget (April RRB)

F/A	Sum of Pay		System														Grand Total
	Pixel	Drift	Strip	ITS-CMA	TPC	TRD	TOF	HMPID	PHOS	Forward	Muons	DAQ	Trigger	HLT	Infrastr.		
CERN	627		210		375			211			1,045	20			410	2,898	
Czech Republic		83							25							108	
Denmark					50					100						150	
Finland			454							63						517	
France CEA											333					333	
France IN2P3											1,988					1,988	
Germany BMBF					1,700	1,700								50		3,450	
Germany GSI					650	350										1,000	
Italy	514	1,153	1,242	208						221	258					3,596	
Netherlands			698													698	
Norway									200							200	
Poland					150											150	
Slovak Republic	50				50											100	
Sweden					900											900	
United Kingdom													200			200	
India										100	686					786	
JINR						170			170		250					590	
Russia				10			15	7	350	10	400					792	
Ukraine		150	150													300	
United States		20														20	
<i>Grand Total</i>	1,191	1,406	2,754	218	3,875	2,220	15	218	745	494	4,960	20	200	50	410	18,776	




Draft 2003 Construction Budget

Sum of Pay	System													Grand Total
	Pixel	Drift	Strip	ITS-CMA	TPC	TRD	TOF	HMPID	PHOS	Forward	Muons	Trigger	Infrastr.	
F/A														
CERN	687		1,245		438			13			1,444		224	4,051
Czech Republic		10							55					65
Denmark					100					150				250
Finland			340							63				403
France CEA											333			333
France IN2P3			1,028								2,079			3,106
Germany BMBF					1,188	758								1,946
Germany GSI					1,153	564								1,717
Italy	465	600					1,803	218		69	939			4,094
Netherlands			661											661
Norway									200					200
Poland					100									100
Slovak Republic	50				50									100
Sweden					1,200									1,200
United Kingdom												100		100
Croatia					50									50
India										250	686			936
JINR						170			170		250			590
Romania						50								50
Russia				10			10	7	350	10	313			700
Ukraine		170	200											370
United States		20												20
<i>Grand Total</i>	1,202	800	3,474	10	4,279	1,542	1,813	238	775	542	6,044	100	224	21,041




2003 Budget - by Funding Agency

Sum of Pay		
F/A	Grand Total	System(s)
CERN	4,051	Pixel, Strip, TPC, HMPID, Muons, Infrastr.
Czech Republic	65	Drift, PHOS
Denmark	250	TPC, Forward
Finland	403	Strip, Forward
France CEA	333	Muons
France IN2P3	3,106	Strip, Muons
Germany BMBF	1,946	TPC, TRD
Germany GSI	1,717	TPC, TRD
Italy	4,094	Pixel, Drift, TOF, HMPID, Forward, Muons
Netherlands	661	Strip
Norway	200	PHOS
Poland	100	TPC
Slovak Republic	100	Pixel, TPC
Sweden	1,200	TPC
United Kingdom	100	Trigger
Croatia	50	TPC
India	936	Forward, Muons
JINR	590	TRD, PHOS, Muons
Romania	50	TRD
Russia	700	ITS-CMA, TOF, HMPID, PHOS, Forward, Muons
Ukraine	370	Drift, Strip
United States	20	Drift
<i>Grand Total</i>	21,041	




2003 Budget - by system

Sum of Pay		
System	Grand Total	System(s)
Pixel	1,202	CERN, Italy, Slovak Republic
Drift	800	Czech Republic, Italy, Ukraine, United States
Strip	3,474	CERN, Finland, France IN2P3, Netherlands, Ukraine
ITS-CMA	10	Russia
TPC	4,279	CERN, Denmark, Germany BMBF, Germany GSI, Poland, Slovak Republic, Sweden, Croatia
TRD	1,542	Germany BMBF, Germany GSI, JINR, Romania
TOF	1,813	Italy, Russia
HMPID	238	CERN, Italy, Russia
PHOS	775	Czech Republic, Norway, JINR, Russia
Forward	542	Denmark, Finland, Italy, India, Russia
Muons	6,044	CERN, France CEA, France IN2P3, Italy, India, JINR, Russia
Trigger	100	United Kingdom
Infrastr.	224	CERN
<i>Grand Total</i>	21,041	



Common Fund contributions

- Annual fee (5 kCHF/year*inst.)
 - Budget = 250 kCHF
- Cash contributions
 - CERN 1,000 kCHF
 - Germany BMBF 49 kCHF
- Cashflow ...




Re: Annual fee

- Fees not invoiced to institutes joining after early 1998 will be billed in 2003 *). This is the case for:
 - Bergen College
 - Darmstadt TU
 - Heidelberg Kirchhof Inst.
 - Warsaw TU
 - Yerevan Phys. Inst.
 - Zagreb Univ.
 - Mexico (Puebla and Morelio)
 - Creighton Univ.
 - Ohio Supercomputer Centre
 - Univ. of Cape Town
- Payment schedule can be adjusted

*) See MoU art. 6.3: 40 kCHF per institute invoiced at the rate of 5kCHF/year




2 - Spending Profile



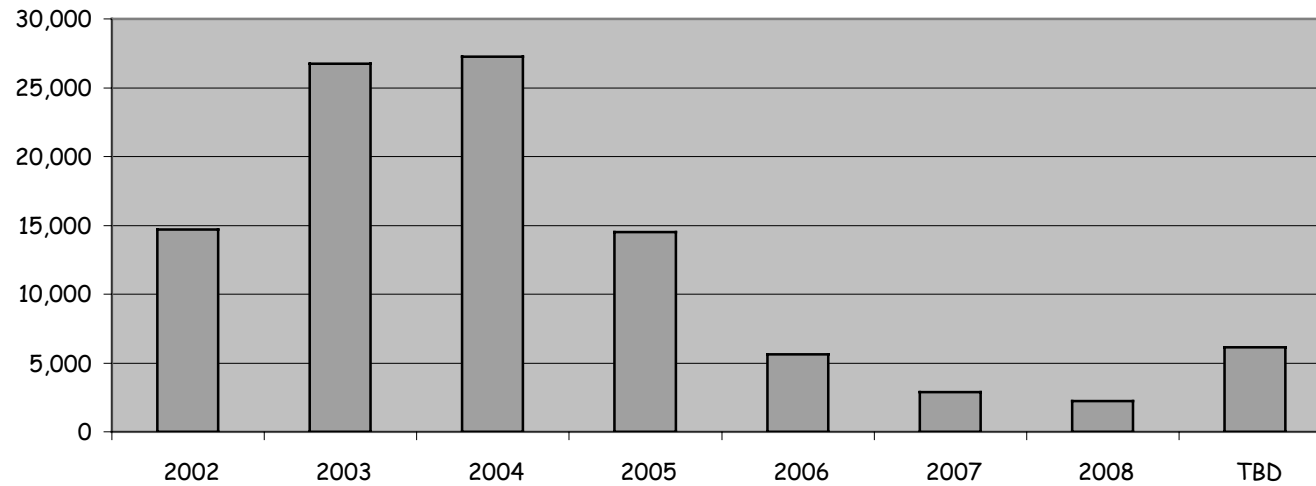
Spending Profile of CORE Funds

- Procedure:
 - ALICE Construction/installation schedule revised during 2002 (LHC schedule)
 - Information on spending profile from all Projects - covers essentially all of the construction cost
 - Some remaining uncertainties and inconsistencies
 - CORE cost - Cost-to-Completion
 - Commitments - cashflow
- Conclusion:
 - 2003 and 2004 will be peak spending years




Profile

Profile (kCHF)





3 - Common Fund




Common Fund

<hr/>	
Situation 13.09.02:	
Income	4,436
Interest	161
Payments	1,698
<hr/>	
<i>'Cash' left</i>	2,899
<hr/>	
Open commitments *)	1,176
<hr/>	
<i>Balance</i>	1,723
<hr/>	

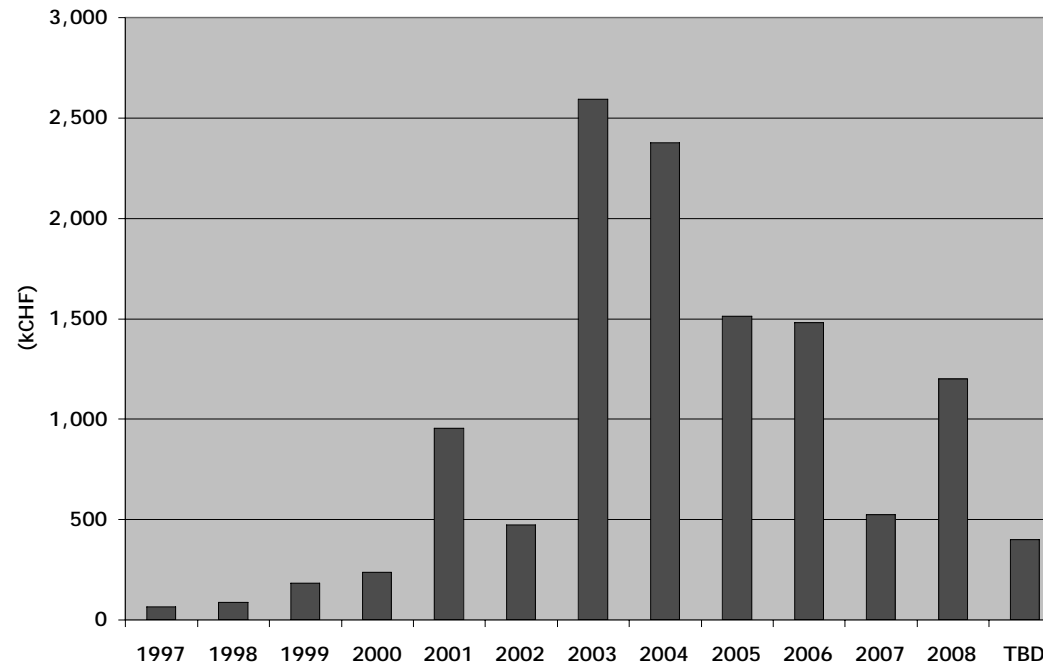
Unit: kCHF

<hr/>	
*) Open Commitments:	
L3 Doors	79
Nacelle	135
Rails	278
Space Frame	453
Baby Space Frame	165
Miscellaneous	66
<hr/>	
<i>Total</i>	1,176
<hr/>	




Common Fund - profile (preliminary)

ALICE CORE Spending Profile
(Common Fund)






4 - Commissioning & Integration




C&I Budget - 2002 and 2003

- The planned C&I expenditure for 2002 and 2003 amount to 208 and 716 kCHF respectively
- 2002 C&I expenses were not budgeted, money was 'borrowed' from the Common Fund
- Some Funding Agencies will be able to contribute to C&I already in 2003 - invoices will be prepared accordingly
- For 2003 any shortfall of C&I funds will continue to be advanced from the Common Fund



C&I Budget

Item	Budget 2002	Budget 2003
1 - Facilities for Commissioning on Surface		
1.1 - Scaffolding and access equipment		50
1.2 - Services		50
1.3 - Site preparations		50
1.5 - Storage		40
<i>Totals</i>	0	190
2 - General Services		
2.1 - Assembly work-shop		100
2.2 - Crane drivers, heavy transport	30	60
2.3 - Skilled labour	68	136
2.4 - Survey technicians	40	80
2.5 - Technical support team	50	100
2.6 - Vacuum chamber	20	50
<i>Totals</i>	208	526
<i>Grand Total</i>	208	716



C&I Time profile

