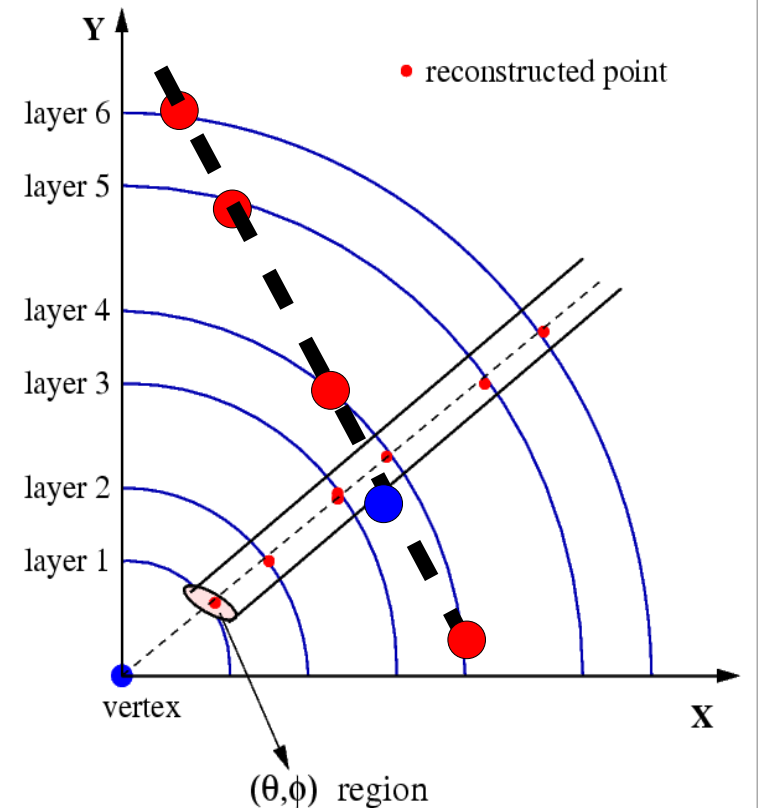


ITS tracking for cosmics

A. Dainese (INFN Legnaro)

Stand-alone tracking in ITS

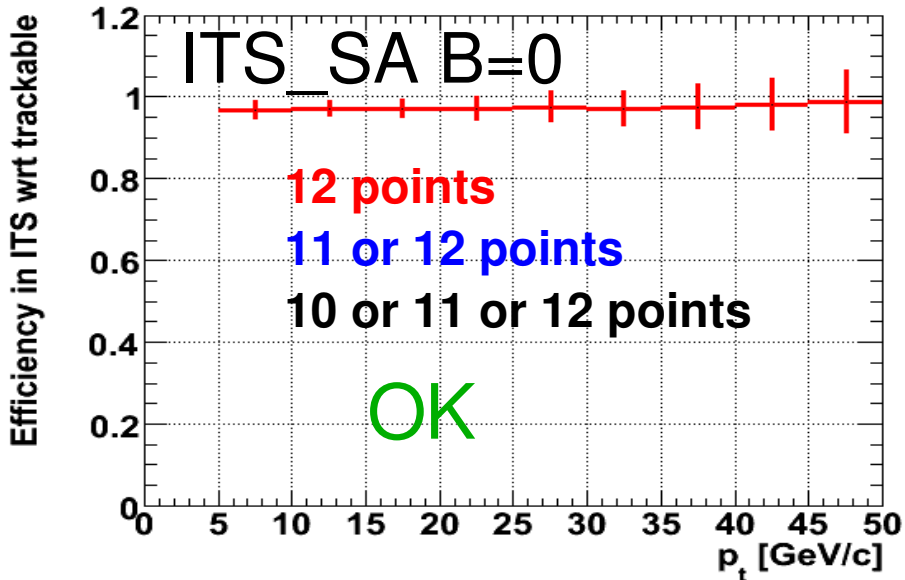
- Crucial at the beginning, when TPC may not be calibrated and will not be aligned with the ITS
- Cluster grouping (AliITStrackerSA)
- Track fit with KF from AliITStrackerMI
- Adapted for cosmics reco:
 - tracks not pointing to beam pipe
 - tracks cross only outer layers
- Procedure:
 - loop on layers (j) from 0 (SPD1) to 4 (SSD1) **NEW FEATURE**
 - enabled via `AliReconstruction::SetOption("ITS","cosmics")`
 - starts from “fake” vertex and layer j, goes outward
 - will find 2 tracks per cosmic muon (not merged at tracking level)



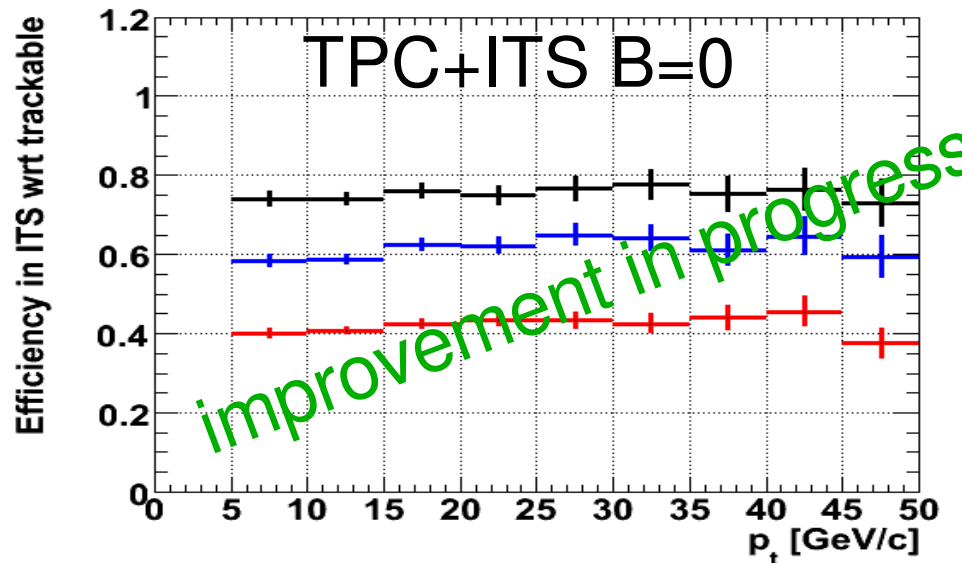
INFN *Efficiencies: ITS_SA vs TPC+ITS* ALICE

cosmics that cross all 6 layers and produce 12 clusters

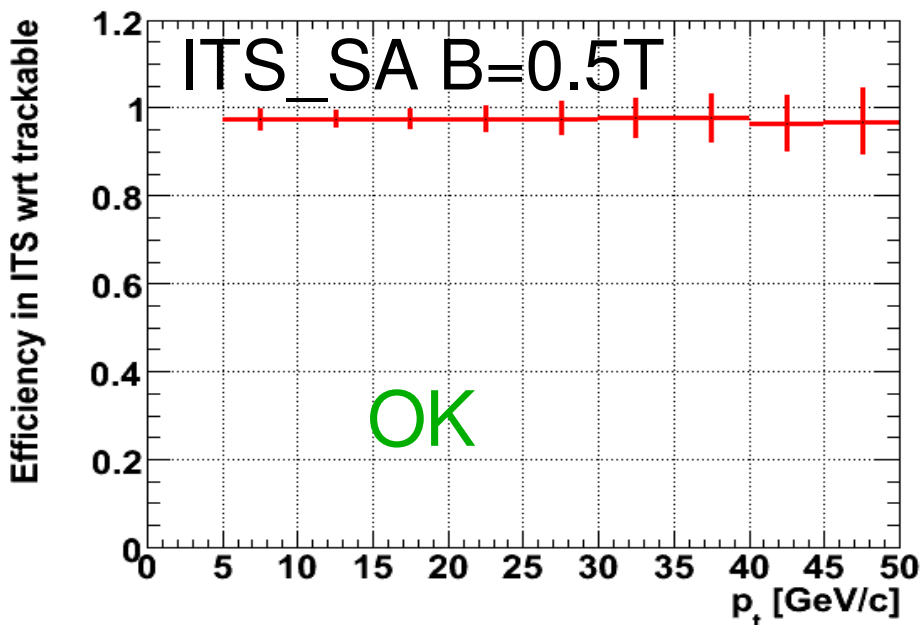
inward & outward tracks



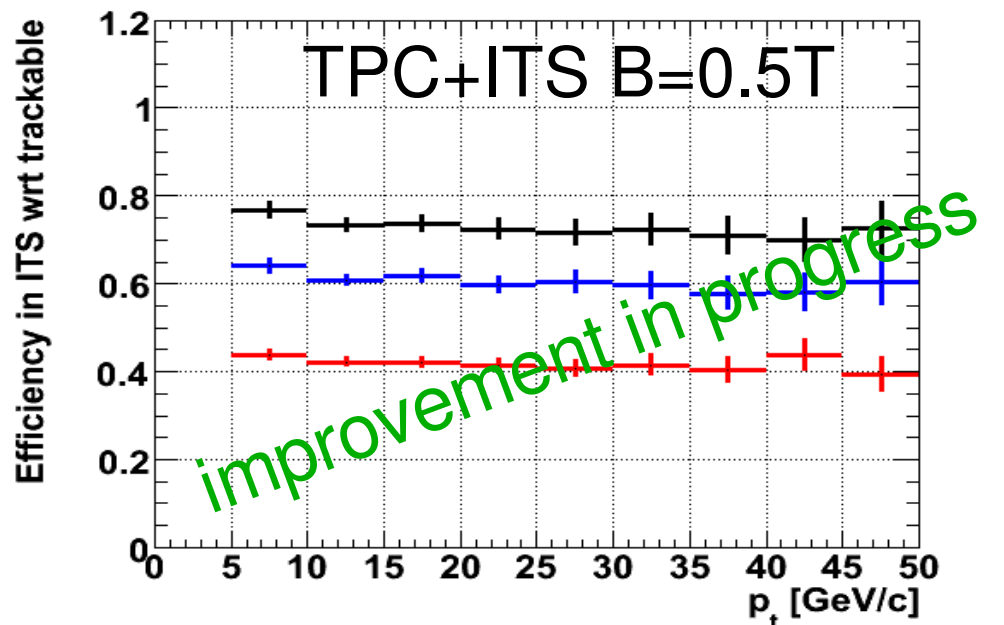
inward & outward tracks



inward & outward tracks



inward & outward tracks

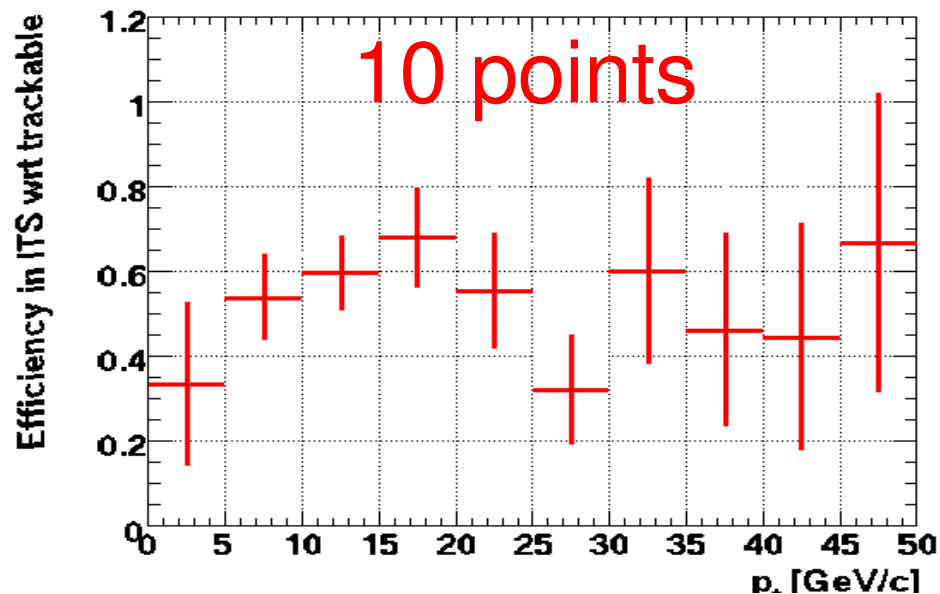


Efficiencies: ITS_SA ($B=0$)

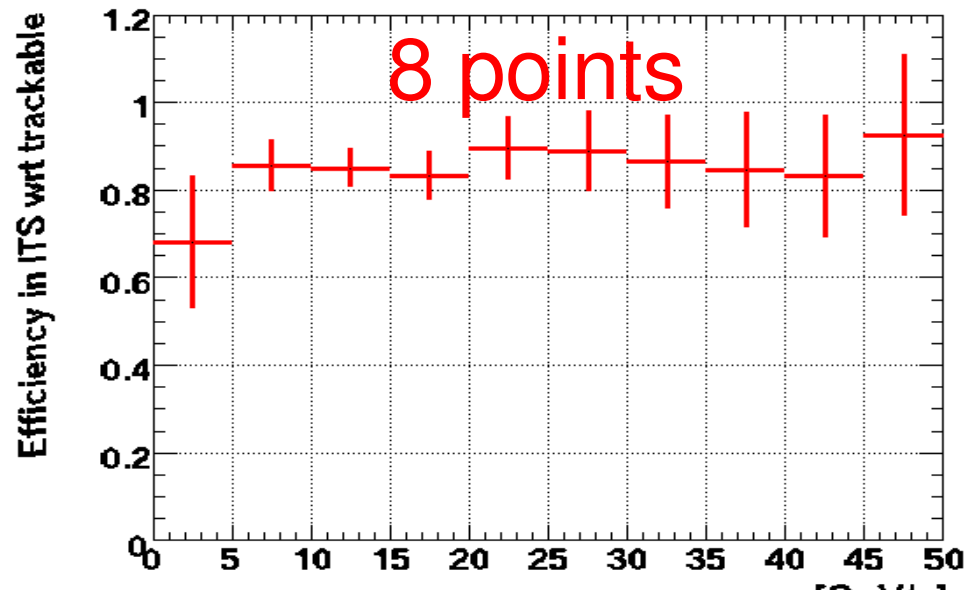
cosmics that do not cross all ITS layers

no misal.

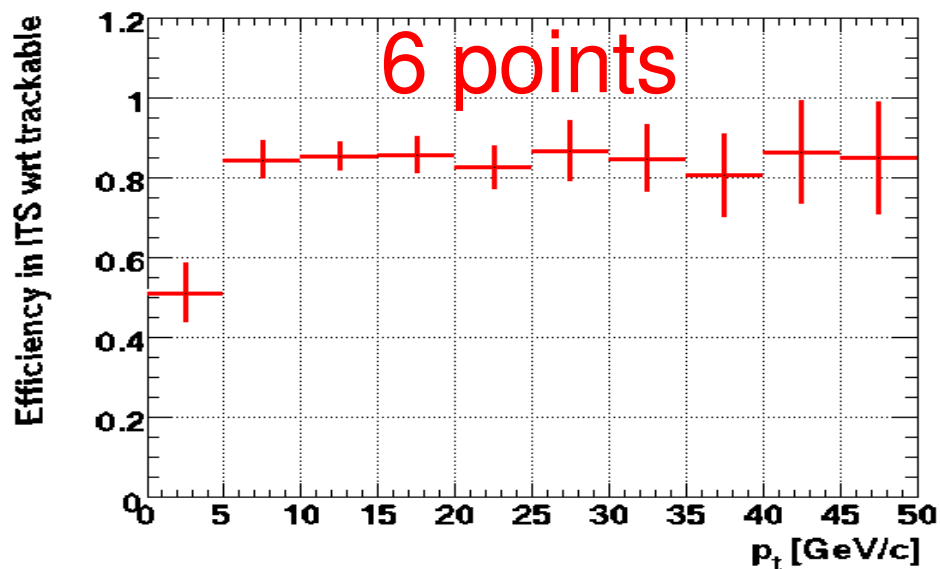
inward & outward tracks



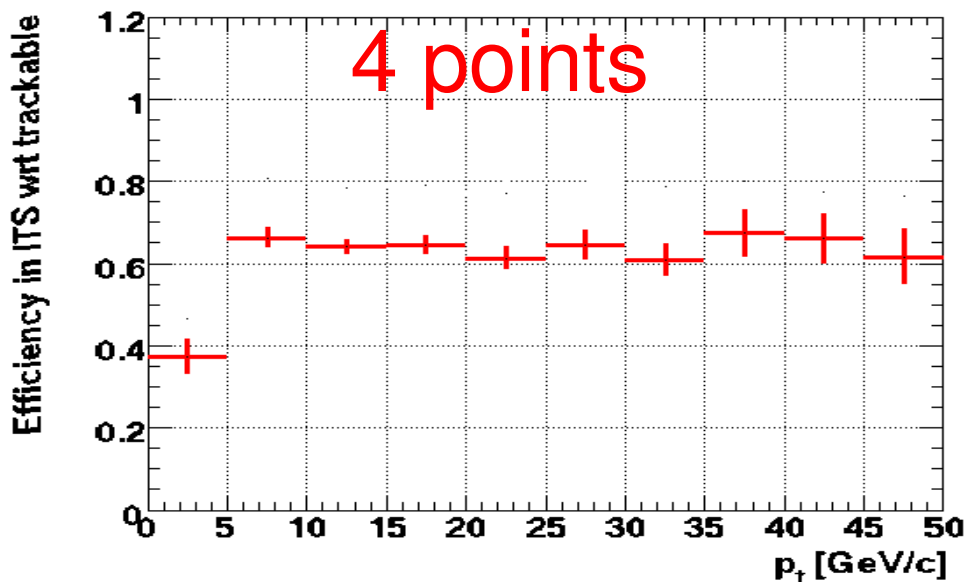
inward & outward tracks



inward & outward tracks



inward & outward tracks





Realistic misalignment: Motivation



- Up to now ITS misaligned only at the level of its 2198 sensitive volumes and by “small” amounts
 - acceptable for the “residual” misalignment (what remains after realignment)
 - not realistic for the “full” (initial) misalignment

	SPD (r = 4 & 7 cm)	SDD (r = 14 & 24 cm)	SSD (r = 39 & 44 cm)
nom. resolutions $x_{loc} \times z_{loc}$ [μm^2]	12 × 120	38 × 20	20 × 830
full mis. (shifts) $x_{loc} \times y_{loc} \times z_{loc}$ [μm^3]	20 × 20 × 20	45 × 45 × 45	30 × 30 × 100
residual mis. (shifts) $x_{loc} \times y_{loc} \times z_{loc}$ [μm^3]	10 × 10 × 20	20 × 20 × 20	15 × 15 × 100
rotations (mrad) around $x_{loc}, y_{loc}, z_{loc}$	0.3	0.3	0.3

- 1) Misalignment should follow hierarchy of hardware structure; each level should be misaligned
 - e.g. for SPD:
barrel/half-barrel/sector/half-stave/ladder
(up to now only ladder misaligned)
- 2) Magnitude of misalignments should be realistic
 - input from hardware people
- 3) Misalignments at the same hierarchical level should be correlated (still to be done)

MakeITSRealisticMisAlign.C

- Macro prepared with Ludovic, along the lines of `MakeITSresMisAlign.C`
 - input from Domenico, Massimo, Bjorn, Alberto, Raffaele, Adriano, Sandra, Marcello, Enrico ...
- Macro and helper class `AliITSMisalignMaker` committed in ITS
- Hierarchic misalignment required changes to the ITS geometry (introduction of new alignable volumes)

- ITS (as a whole): numbers to be decided (\sim mm)
 - x, y, z : Gauss $3\sigma = 1$ mm
 - ψ, θ, ϕ : Gauss, so as to have shifts with $3\sigma = 500 \mu\text{m}$ at the extremes
- SPD barrel (w.r.t. ITS)
 - x, y, z : Gauss $3\sigma = 1$ mm
 - ψ, θ, ϕ : Gauss, so as to have shifts with $3\sigma = 500 \mu\text{m}$ at the extremes
- SPD half-barrels (w.r.t. barrel)
 - x, y, z : Gauss $3\sigma = 200 \mu\text{m}$
- SPD sectors (w.r.t. half-barrel)
 - ψ, θ, ϕ : Gauss, so as to have shifts with $3\sigma = 100 \mu\text{m}$ at the extremes
 - local x (\sim glob $r\phi$), y (glob r), z (glob z): Uniform $[-\Delta, \Delta]$, $\Delta = 50, 100, 100 \mu\text{m}$
 - ψ, θ, ϕ : ...
- SPD half-staves (w.r.t. sector)
 - local x, y, z : Uniform $[-\Delta, \Delta]$, $\Delta = 20, 100, 20 \mu\text{m}$
 - local ψ, θ, ϕ : ...
- SPD modules (w.r.t. half-stave)
 - local x, y, z : Gauss $3\sigma = 10, 50, 10 \mu\text{m}$

- SDD layers (w.r.t. ITS) - ?
- SDD ladders (w.r.t. layer) - Torino
 - local x, y, z : Gauss $3\sigma = 5, 5, 5 \mu\text{m}$
 - local $\psi, \theta, \phi: 0$
- SDD modules (w.r.t. ladder) - Torino
 - local x, y, z : Gauss $3\sigma = 45, 45, 105 \mu\text{m}$
 - local $\psi, \theta, \phi: 0$
- SSD layers (w.r.t. ITS) - ?
- SSD ladders (w.r.t. layer) - Trieste
 - local x, y, z : Gauss $3\sigma = 5, 5, 5 \mu\text{m}$ (tbc)
 - local $\psi, \theta, \phi: 0$ (tbc)
- SSD modules (w.r.t. ladder) - Trieste
 - local x, y, z : Gauss $3\sigma = 50, 50, 50 \mu\text{m}$ (tbc)
 - local $\psi, \theta, \phi: 0$ (tbc)

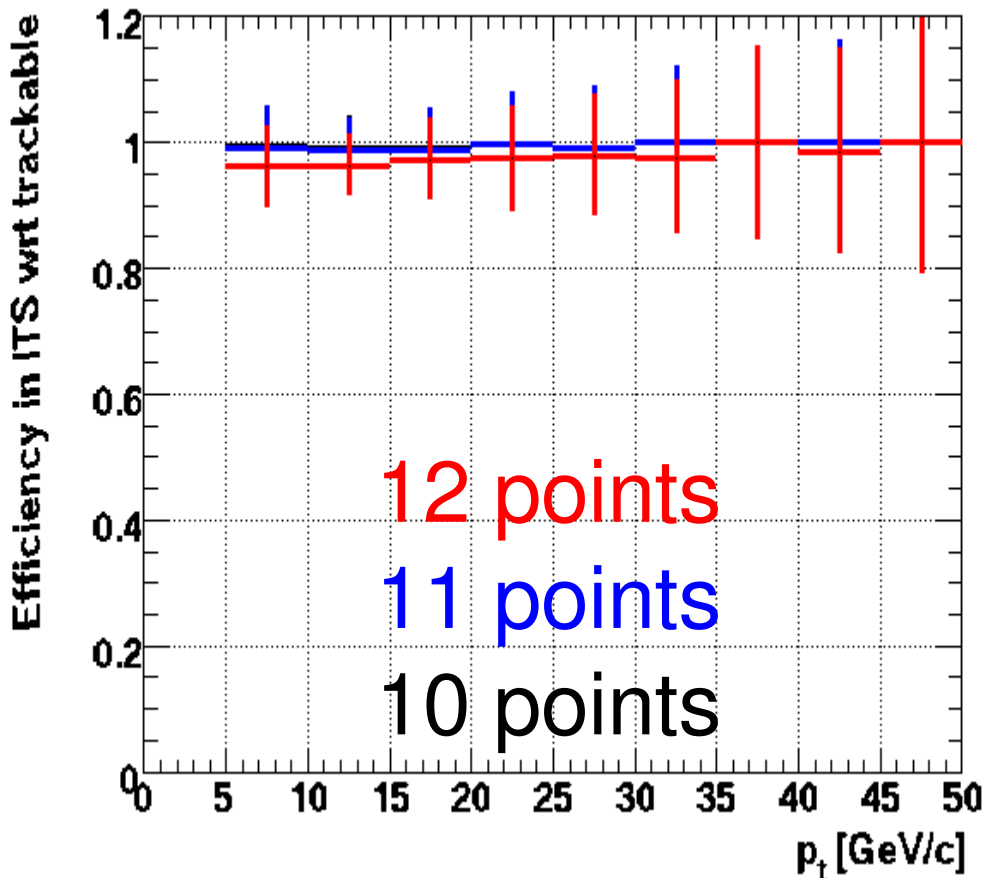
Efficiency: ITS_SA ($B=0$) with realistic ITS misalignment

cosmics that cross all 6 layers and produce 12 clusters

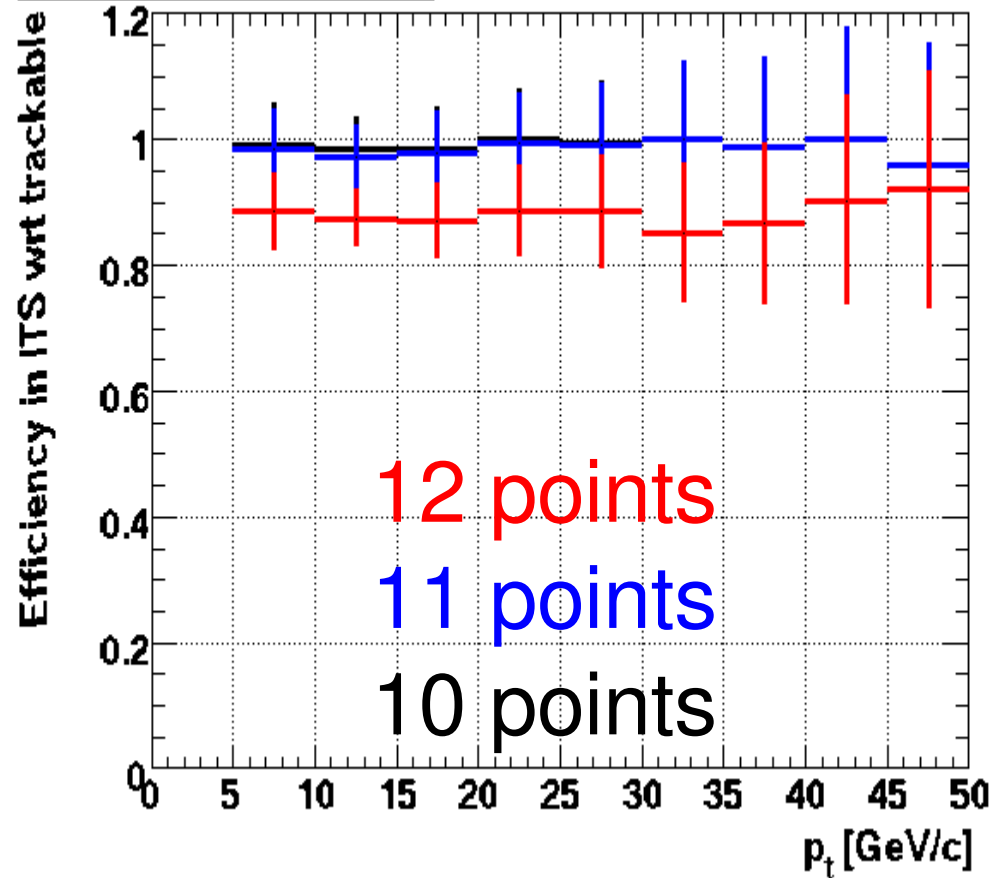
null misalignment

realistic misalignment

inward & outward tracks



inward & outward tracks



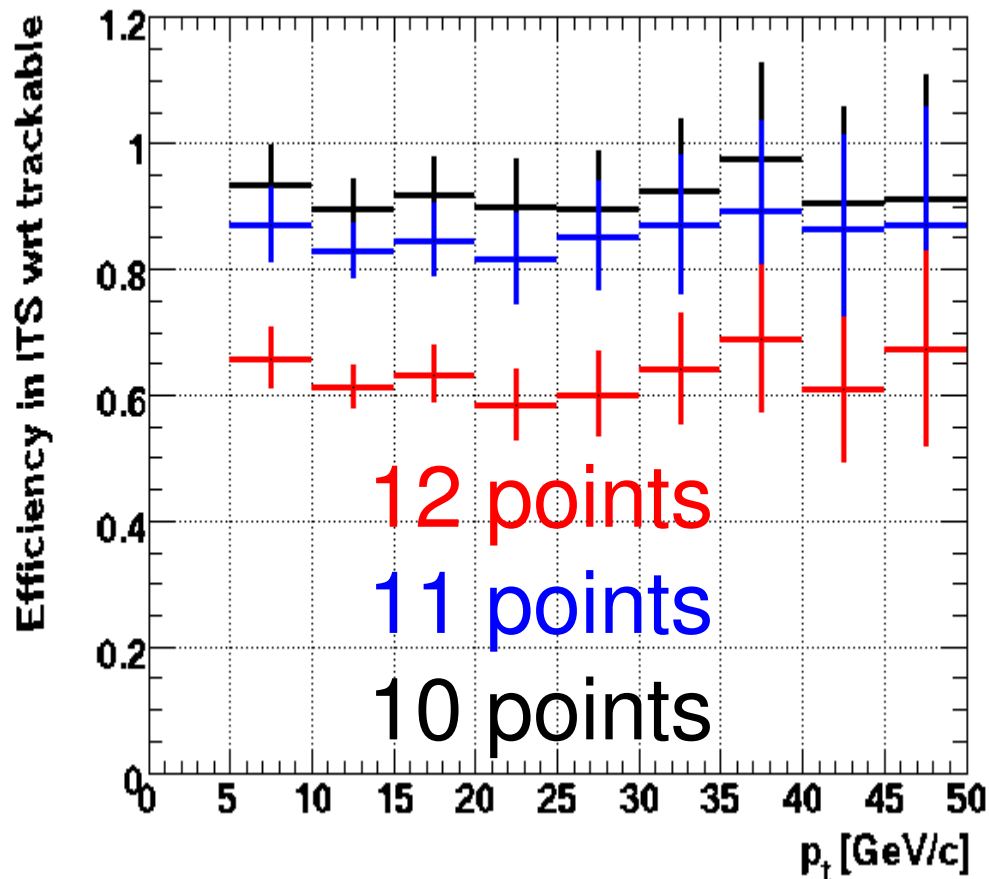
Efficiency: TPC+ITS ($B=0$) with realistic ITS misalignment

cosmics that cross all 6 layers and produce 12 clusters

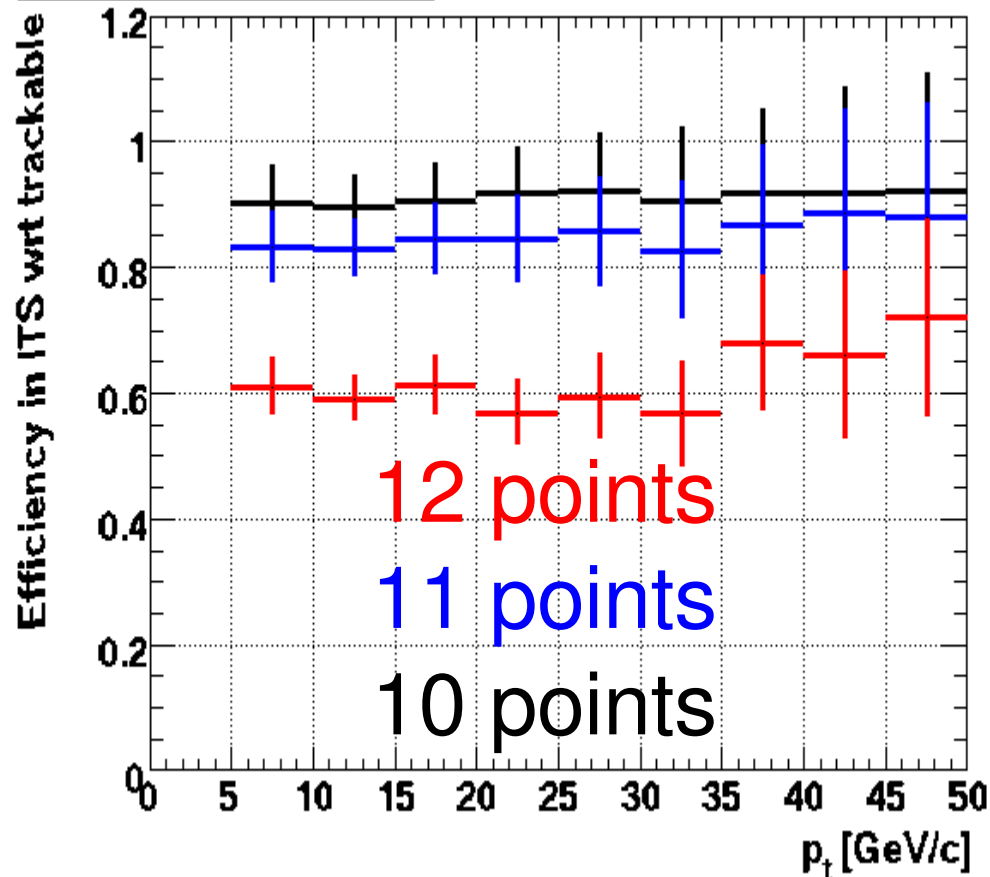
null misalignment

realistic misalignment

inward & outward tracks



inward & outward tracks



Extreme ITS misalignment

- Goal: push misalignment till the efficiency drops
- Then, find a way to recover it: special set of loose cuts for the tracking
- Use same macro and parameters ranges (σ), but sample values only between 2σ and 3σ
- Example: SPD half-staves

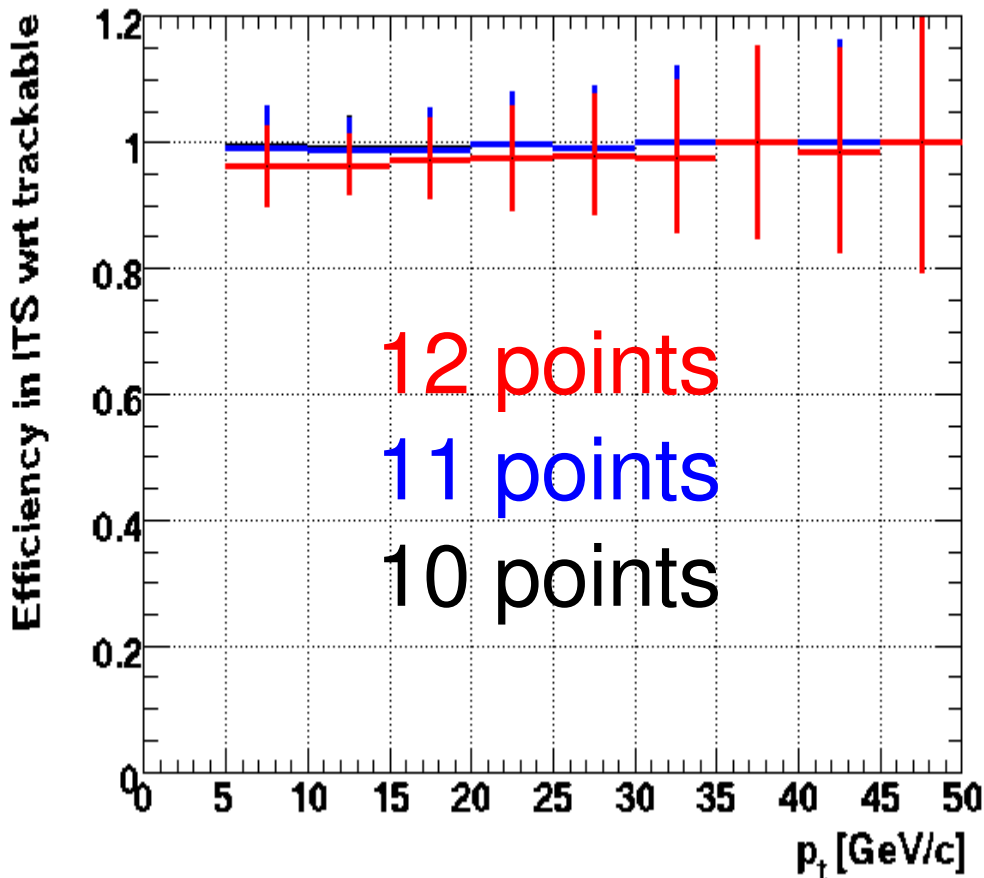
Efficiency: ITS_SA ($B=0$) with “extreme” ITS misalignment

cosmics that cross all 6 layers and produce 12 clusters

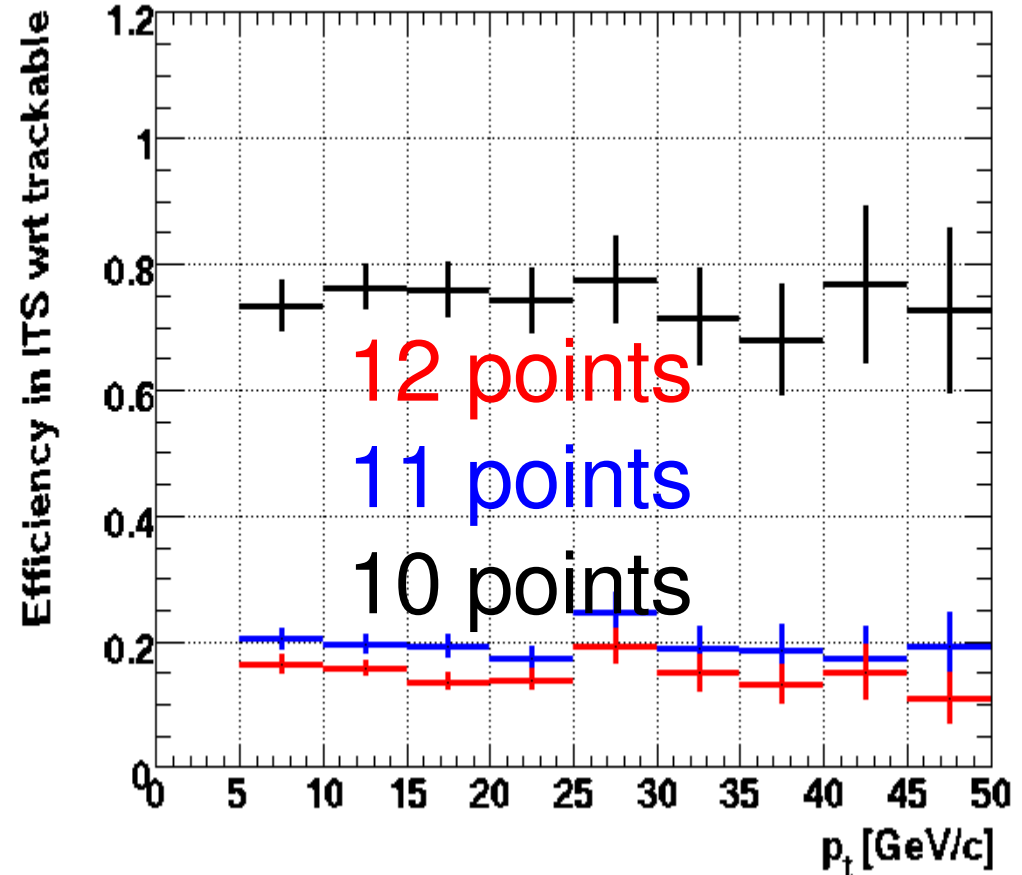
null misalignment

“extreme” misalignment

inward & outward tracks



inward & outward tracks



- ITS-peripheral cosmics needed for alignment
- AliITSVertexerCosmics and AliITStrackerSA adapted to reconstruct also cosmics that cross only outer ITS layers
- Code for realistic ITS misalignment is on CVS
 - hierarchical misalignments
 - realistic numbers from hardware experts
 - can be modified to apply correlated misalignments
- (Surprisingly) small effect on tracking efficiency: ~10% loss of points on SPD1
 - larger loss for “extreme” scenario
 - need to find set of cuts for tracking to recover efficiency even in this case