

Elementary particle physics in early physics education

Jeff Wiener

cern.ch/jeff.wiener









cem.ch/s-cool-lab
scool.lab@cem.ch

QR code and other small text on a chalkboard.

There is always a way to do it better... find it!

If you can't explain it simply, you don't understand it well enough.







DISSERTATION / DOCTORAL THESIS

Titel der Dissertation / Title of the Doctoral Thesis

“Elementary particle physics in early physics education“

verfasst von / submitted by

Mag. rer. nat. Gerfried Wiener

angestrebter akademischer Grad / in partial fulfilment of the requirements for the degree of
Doktor der Naturwissenschaften (Dr. rer. nat.)

Wien, 2017 / Vienna 2017

Studienkennzahl lt. Studienblatt / degree
programme code as it appears on the
student record sheet:

A 791 411

Dissertationsgebiet lt. Studienblatt / field
of study as it appears on the student
record sheet:

Physik / Physics

Betreut von / Supervisor:

Univ.-Prof. Dr. Martin Hopr

“What is a particle?”

Sources for (mis)conceptions

Sources for (mis)conceptions

Everyday experiences

Sources for (mis)conceptions

Everyday experiences

Inadequate learning offers

Sources for (mis)conceptions

Everyday experiences

Inadequate learning offers

Illustrations und animations

Sources for (mis)conceptions

Everyday experiences

Inadequate learning offers

Illustrations und animations

Documented misconceptions in particle physics

Sources for (mis)conceptions

Everyday experiences

Inadequate learning offers

Illustrations und animations

Documented misconceptions in particle physics

Overlap of continuum and discontinuum conceptions

Sources for (mis)conceptions

Everyday experiences

Inadequate learning offers

Illustrations und animations

Documented misconceptions in particle physics

Overlap of continuum and discontinuum conceptions

Transfer of macroscopic properties into the microcosm

Sources for (mis)conceptions

Everyday experiences

Inadequate learning offers

Illustrations und animations

Documented misconceptions in particle physics

Overlap of continuum and discontinuum conceptions

Transfer of macroscopic properties into the microcosm

Negation of constant movement of particles and empty space

Model aspect

Model aspect

“With the model of particle physics, we describe ...”

Model aspect

“With the model of particle physics, we describe ...”

Linguistic accuracy

Model aspect

“With the model of particle physics, we describe ...”

Linguistic accuracy

particle
vs.
particle system

Model aspect

“With the model of particle physics, we describe ...”

Linguistic accuracy

particle
vs.
particle system

Typographic illustrations

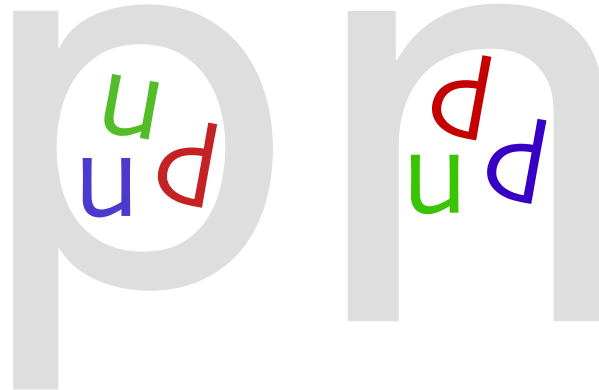
Model aspect

“With the model of particle physics, we describe ...”

Linguistic accuracy

particle
vs.
particle system

Typographic illustrations



Der subatomare Aufbau der Materie

Kommentierte Originalversion

Key Idea I
Materie ist alles, was man praktisch oder theoretisch berühren kann.

Materie ist alles, was man berühren kann. Vom Tisch zu den Stühlen, wir Menschen, alles ist Materie. Alles, was man praktisch oder zumindest theoretisch berühren kann, ist Materie. Selbst die Luft ist Materie. Das mag vielleicht ein wenig seltsam klingen, aber wir berühren die Luft ständig. Das merkt man im Alltag zwar nicht mehr wirklich, aber an einem windigen Tag, wenn einem der Wind richtig ins Gesicht bläst, da wird einem richtig bewusst, dass man auch Luft berühren kann.

Alltagsbeispiele zur Materie

Luft als weniger konkretes Beispiel für Materie

Aber was ist dann eigentlich diese Materie? Was kann man sich unter Materie vorstellen?

Diese Frage beschäftigt die Menschheit bereits seit mehr als 2500 Jahren. Damals wie heute konnte man zur Erklärung und Beschreibung der Natur nur Modelle aufstellen. Denn wir beschreiben die Wirklichkeit ja immer durch Modelle. Im alten Griechenland also stellte der Denker Demokrit das bisher beste Modell auf, um zu beschreiben, was Materie ist. Laut diesem Modell besteht Materie aus unteilbaren Einheiten, welche er Atome nannte. Im Griechischen bedeutet "átomos" unteilbar und genau so stellte sich Demokrit diese Atome vor. Alles besteht aus winzig kleinen, unteilbaren Atomen, die sich miteinander verbinden können.

Mehrfacher Hinweis auf der permanenten Möglichkeit als integraler Bestandteil des Konzepts

Einbettung in historischen Kontext und etymologische Erklärung

Key Idea II
Wir beschreiben die Wirklichkeit durch Modelle.

Key Idea III
Im Modell der Teilchenphysik gibt es Atome (Demokrit). Diese können sich miteinander verbinden.

Key Idea IV
Atome werden in diesem Modell in zwei Bereiche unterteilt: Atomkern-Bereich und Orbital-Bereich.

Orbita

Rein qualitative Unterscheidung der zwei Bereiche mittels typographischer Illustration des Atommodells

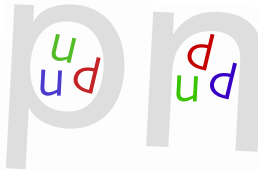
Key Idea V
Im Atomkern-Bereich befinden sich Protonen und Neutronen.

Key Idea VI
Protonen und Neutronen werden durch Quarks gebildet.

Key Idea VII
Quarks sind nicht mehr teilbar. In diesem Modell nennt man sie Elementarteilchen.

In dem winzigen Atomkern-Bereich befinden sich sogenannte Protonen und Neutronen. Das sind Teilchen-Systeme, die man immer nur im Atomkern-Bereich finden kann. Laut dem Modell werden diese Protonen und Neutronen von jeweils drei Teilchen gebildet. Diese Teilchen nennt man Quarks. Und die sind nach aktuellem Forschungsstand wirklich unteilbar. Man nennt sie daher auch Elementarteilchen.

Sprachliche Feinheit
Protonen und Neutronen als Teilchen-Systeme, die von Teilchen gebildet werden, statt Teilchen, die aus Teilchen bestehen



Typographische Illustration von Proton und Neutron als Teilchen-Systeme

Quarks als Elementarteilchen in Farbe, Proton und Neutron als Teilchen-Systeme in grau

Key Idea VIII
Im Orbital-Bereich kann man Elektronen finden.

Key Idea IX
Elektronen sind nicht mehr teilbar. In diesem Modell nennt man sie Elementarteilchen

Im riesigen Orbital-Bereich kann man andere Teilchen finden, und zwar sogenannte Elektronen. Diese sind, soweit wir wissen, ebenso wie die Quarks unteilbar. Man nennt sie daher immer irgendwo im Orbital-Bereich, während die Quarks immer im Atomkern-Bereich zu finden sind.

Sprachliche Feinheit
Im Orbital-Bereich kann man Teilchen finden, statt Elektronen wissen-Elektron



Ein Atom, wie es sich Demokrit vor mehr als 2500 Jahren vorgestellt hat, ist also doch nicht unteilbar. Es wird aber von unteilbaren Teilchen gebildet. Einerseits von den Quarks, die andererseits von den Elektronen, die irgendwo im Orbital-Bereich zu finden sind.


Minimale Zusammenfassung und abschließende Rückschau auf Demokrit


ud
e

Key Idea X
Laut diesem Modell gibt es außer Teilchen nur leeren Raum.


Abgesehen von diesen winzig kleinen, unteilbaren Teilchen gibt es laut dem Modell aber nur leeren Raum. Also nichts. Alles, der Tisch, die Stühle, wir Menschen, die Erde, alles besteht aus unglaublich vielen Elementarteilchen und noch viel mehr Leere.

Einführung des leeren Raums als "Gegenspieler" der Elementarteilchen







I. Matter is everything that can be touched, practically or theoretically.




- I. Matter is everything that can be touched, practically or theoretically.
- II. Reality is described through models. For example the model of particle physics.




- I. Matter is everything that can be touched, practically or theoretically.
- II. Reality is described through models. For example the model of particle physics.
- III. In the model of particle physics, there are atoms, which may combine to form compounds.




- I. Matter is everything that can be touched, practically or theoretically.
- II. Reality is described through models. For example the model of particle physics.
- III. In the model of particle physics, there are atoms, which may combine to form compounds.
- IV. In this model, atoms are divided into two areas: the nucleus-space and the orbital-space.



- I. Matter is everything that can be touched, practically or theoretically.
- II. Reality is described through models. For example the model of particle physics.
- III. In the model of particle physics, there are atoms, which may combine to form compounds.
- IV. In this model, atoms are divided into two areas: the nucleus-space and the orbital-space.
- V. In the nucleus-space, protons and neutrons are located.




VI. Protons and neutrons are particle systems, which are made of quarks.




VI. Protons and neutrons are particle systems, which are made of quarks.


VII. Quarks are indivisible. In this model, these are called elementary particles.



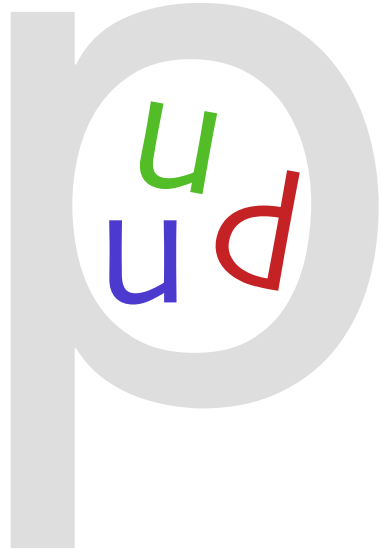
- VI. Protons and neutrons are particle systems, which are made of quarks.
- VII. Quarks are indivisible. In this model, these are called elementary particles.
- VIII. In the orbital-space, it is possible to find electrons.





- VI. Protons and neutrons are particle systems, which are made of quarks.
- VII. Quarks are indivisible. In this model, these are called elementary particles.
- VIII. In the orbital-space, it is possible to find electrons.
- IX. Electrons are indivisible. In this model, these are called elementary particles.



- VI. Protons and neutrons are particle systems, which are made of quarks.
- VII. Quarks are indivisible. In this model, these are called elementary particles.
- VIII. In the orbital-space, it is possible to find electrons.
- IX. Electrons are indivisible. In this model, these are called elementary particles.
- X. In this model, apart from particles, there is only empty space.





Introducing 12 year-olds to elementary particles

Gerfried J Wiener^{1,2}, Sascha M Schmeling¹ and Martin Hopf²

¹ CERN, European Organization for Nuclear Research, Geneva, Switzerland
² University of Vienna, Austrian Educational Competence Centre Physics, Vienna, Austria

E-mail: jeff.wiener@cern.ch, sascha.schmeling@cern.ch and martin.hopf@univie.ac.at



CrossMark


Abstract

We present a new learning unit, which introduces 12 year-olds to the subatomic structure of matter. The learning unit was iteratively developed as a design-based research project using the technique of probing acceptance. We give a brief overview of the unit's final version, discuss its key ideas and main concepts, and conclude by highlighting the main implications of our research, which we consider to be most promising for use in the physics classroom.

1. Introduction

Integrating modern physics into the curriculum is a question that has recently received ever increasing attention. This is especially true since in most countries the topic of modern physics is usually added at the end of physics education—if at all [1]. However, since these chapters—and here especially the Standard Model of particle physics—are considered to be the fundamental basics of physics, this situation might hinder the development of coherent knowledge structures in the physics classroom. Hence, one is faced with the question of whether it makes sense to introduce elementary particle physics early in physics education. Therefore, to investigate this research question, we have developed a learning unit, which aims to introduce 12 year-olds to elementary particles and fundamental interactions [2].

The learning unit consists of two consecutive chapters. It starts with an accurate description of the subatomic structure of matter by showcasing

 Original content from this work may be used under the terms of the [Creative Commons Attribution 3.0 license](https://creativecommons.org/licenses/by/3.0/). Any further distribution of this work must maintain attribution to the author(s) and the title of the work, journal citation and DOI.

an atomic model from electrons to quarks. This first chapter is followed by the introduction of fundamental interactions, which on the one hand complete the discussion of the atomic model, and on the other hand set up possible links to other physics phenomena. An integral component of the learning unit is its independence from the physics curriculum and students' prior knowledge about particle physics. Indeed, since every physics process can be traced back to fundamental interactions between elementary particles, the use of the learning unit is not restricted to a certain age-group. Ideally, it can even be used at the beginning of physics education to enable an early introduction of key terms and principal concepts of particle physics in the classroom.

Following the framework of constructivism [3], the initial version of the learning unit was based on documented students' conceptions. Taking these into account enabled us to avoid potential difficulties for students, which might occur due to inadequate information input. As a next step, the initial version was developed by means of a design-based research [4] project with frequent adaptations of the learning unit. Here, we used the technique of probing acceptance [5] to conduct one-on-one interviews with 12 year-olds

Introducing 12 year-olds to elementary particles

Gerfried J Wiener^{1,2}, Sascha M Schmeling¹ and Martin Hopf²

¹ CERN, European Organization for Nuclear Research, Geneva, Switzerland
² University of Vienna, Austrian Educational Competence Centre Physics, Vienna, Austria

E-mail: jeff.wiener@cern.ch, sascha.schmeling@cern.ch and martin.hopf@univie.ac.at



CrossMark


Abstract

We present a new learning unit, which introduces 12 year-olds to the subatomic structure of matter. The learning unit was iteratively developed as a design-based research project using the technique of probing acceptance. We give a brief overview of the unit's final version, discuss its key ideas and main concepts, and conclude by highlighting the main implications of our research, which we consider to be most promising for use in the physics classroom.

1. Introduction


Integrating modern physics into the curriculum is a question that has recently received ever increasing attention. This is especially true since in most countries the topic of modern physics is usually added at the end of physics education—if at all [1]. However, since these chapters—and here especially the Standard Model of particle physics—are considered to be the fundamental basics of physics, this situation might hinder the development of coherent knowledge structures in the physics classroom. Hence, one is faced with the question of whether it makes sense to introduce elementary particle physics early in physics education. Therefore, to investigate this research question, we have developed a learning unit, which aims to introduce 12 year-olds to elementary particles and fundamental interactions [2].

The learning unit consists of two consecutive chapters. It starts with an accurate description of the subatomic structure of matter by showcasing


 Original content from this work may be used under the terms of the [Creative Commons Attribution 3.0 license](https://creativecommons.org/licenses/by/3.0/). Any further distribution of this work must maintain attribution to the author(s) and the title of the work, journal citation and DOI.

an atomic model from electrons to quarks. This first chapter is followed by the introduction of fundamental interactions, which on the one hand complete the discussion of the atomic model, and on the other hand set up possible links to other physics phenomena. An integral component of the learning unit is its independence from the physics curriculum and students' prior knowledge about particle physics. Indeed, since every physics process can be traced back to fundamental interactions between elementary particles, the use of the learning unit is not restricted to a certain age-group. Ideally, it can even be used at the beginning of physics education to enable an early introduction of key terms and principal concepts of particle physics in the classroom.

Following the framework of constructivism [3], the initial version of the learning unit was based on documented students' conceptions. Taking these into account enabled us to avoid potential difficulties for students, which might occur due to inadequate information input. As a next step, the initial version was developed by means of a design-based research [4] project with frequent adaptations of the learning unit. Here, we used the technique of probing acceptance [5] to conduct one-on-one interviews with 12 year-olds




Proton



“Is not the complementary color of blue, orange, of green, red, and of yellow, pink?” [student, 17]



Newton





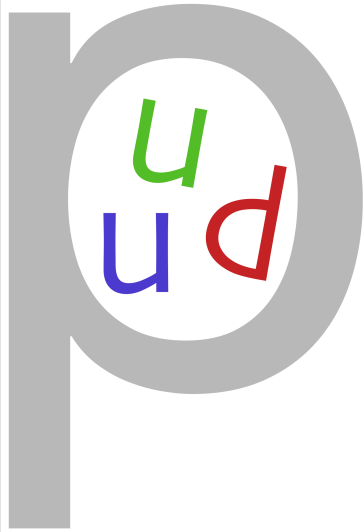
Goethe



CMYK

“Is not the complementary color of blue, orange, of green, red, and of yellow, pink?” [student, 17]





An Alternative Proposal for the Graphical Representation of Anticolor Charge

Gerfried J. Wiener, CERN, European Organization for Nuclear Research, Geneva, Switzerland, and Austrian Educational Competence Centre Physics, University of Vienna, Austria
Sascha M. Schmelling, CERN, European Organization for Nuclear Research, Geneva, Switzerland
Martin Hopf, Austrian Educational Competence Centre Physics, University of Vienna, Austria

We have developed a learning unit based on the Standard Model of particle physics, featuring novel typographic illustrations of elementary particles and particle systems.¹ Since the unit includes antiparticles and systems of antiparticles, a visualization of anticolor charge was required. We propose an alternative to the commonly used complementary-color method, whereby antiparticles and antiparticle systems are identified through the use of stripes instead of a change in color. We presented our proposal to high school students and physics teachers, who evaluated it to be a more helpful way of distinguishing between color charge and anticolor charge.

Education research shows that carefully designed images can improve students' learning.² However, in practice, illustrations commonly contain elements limiting students' learning, as underlined by Coole:³ "Visual representations are essential for communicating ideas in the science classroom; however, the design of such representations is not always beneficial for learners." To determine what aspects of the typographic representations used in our learning unit (Fig. 1) hinder or promote learning, we tested and adapted them in the context of design-based research⁴ using Jung's technique of probing acceptance.⁵ In the course of developing our unit, we also formulated this proposal regarding the graphical representation of anticolor charge.

In the Standard Model of particle physics, elementary particles are sorted according to their various charges. A "charge" in this context is the property of a particle whereby it is influenced by a fundamental interaction. In quantum field theory, the electromagnetic, weak, and strong interactions are each associated with a fundamental charge. The abstract naming of the strong interaction's associated charge as "color charge" originated in the work of Greenberg⁶ and Han & Nambu⁷ in the 1960s. They introduced red, green, and blue as the "color charges" states of quarks and antired, antigreen, and antiblue for antiquarks. According to this model, quarks have a color charge, whereas antiquarks are defined by having an anticolor charge. In addition, particle systems must be color neutral, i.e., "white". This includes mesons, composed of two quarks each, and baryons, made of three. In each case, the distribution of color charge must "balance out" among the quarks. For mesons, this can only be achieved if a color charged quark is bound to an antiquark with the respective anticolor charge. In the case of baryons, all three (anti)color charge states must be



Fig. 1. Typographic illustrations of a proton and a neutron.



Fig. 2. Traditional illustrations of a proton and an antiproton, relying on readers' prior knowledge of the relevant color wheel. Obviously, using colors complementary to the quarks' red, green, and blue presents a challenge for identifying anticolor charges, e.g., cyan as antired.



Fig. 3. Alternative illustrations of a proton and an antiproton, using a stripe pattern to denote anticolor charge. This representation clearly shows corresponding color and anticolor charge states while doing away with any requirement for prior knowledge of complementary colors.

An Alternative Proposal for the Graphical Representation of Anticolor Charge

Gerfried J. Wiener, CERN, European Organization for Nuclear Research, Geneva, Switzerland, and Austrian Educational Competence Centre Physics, University of Vienna, Austria
Sascha M. Schmelling, CERN, European Organization for Nuclear Research, Geneva, Switzerland
Martin Hopf, Austrian Educational Competence Centre Physics, University of Vienna, Austria

We have developed a learning unit based on the Standard Model of particle physics, featuring novel typographic illustrations of elementary particles and particle systems.¹ Since the unit includes antiparticles and systems of antiparticles, a visualization of anticolor charge was required. We propose an alternative to the commonly used complementary-color method, whereby antiparticles and antiparticle systems are identified through the use of stripes instead of a change in color. We presented our proposal to high school students and physics teachers, who evaluated it to be a more helpful way of distinguishing between color charge and anticolor charge.

Education research shows that carefully designed images can improve students' learning.² However, in practice, illustrations commonly contain elements limiting students' learning, as underlined by Coole:³ "Visual representations are essential for communicating ideas in the science classroom; however, the design of such representations is not always beneficial for learners." To determine what aspects of the typographic representations used in our learning unit (Fig. 1) hinder or promote learning, we tested and adapted them in the context of design-based research⁴ using Jung's technique of probing acceptance.⁵ In the course of developing our unit, we also formulated this proposal regarding the graphical representation of anticolor charge.

In the Standard Model of particle physics, elementary particles are sorted according to their various charges. A "charge" in this context is the property of a particle whereby it is influenced by a fundamental interaction. In quantum field theory, the electromagnetic, weak, and strong interactions are each associated with a fundamental charge. The abstract naming of the strong interaction's associated charge as "color charge" originated in the work of Greenberg⁶ and Han & Nambu⁷ in the 1960s. They introduced red, green, and blue as the "color charges" states of quarks and antired, antigreen, and antiblue for antiquarks. According to this model, quarks have a color charge, whereas antiquarks are defined by having an anticolor charge. In addition, particle systems must be color neutral, i.e., "white". This includes mesons, composed of two quarks each, and baryons, made of three. In each case, the distribution of color charge must "balance out" among the quarks. For mesons, this can only be achieved if a color charged quark is bound to an antiquark with the respective anticolor charge. In the case of baryons, all three (anti)color charge states must be



Fig. 1. Typographic illustrations of a proton and a neutron.



Fig. 2. Traditional illustrations of a proton and an antiproton, relying on readers' prior knowledge of the relevant color wheel. Obviously, using colors complementary to the quarks' red, green, and blue presents a challenge for identifying anticolor charges, e.g., cyan as antired.



Fig. 3. Alternative illustrations of a proton and an antiproton, using a stripe pattern to denote anticolor charge. This representation clearly shows corresponding color and anticolor charge states while doing away with any requirement for prior knowledge of complementary colors.



LHCb

ATLAS

CERN Meyrin

CERN Prévessin

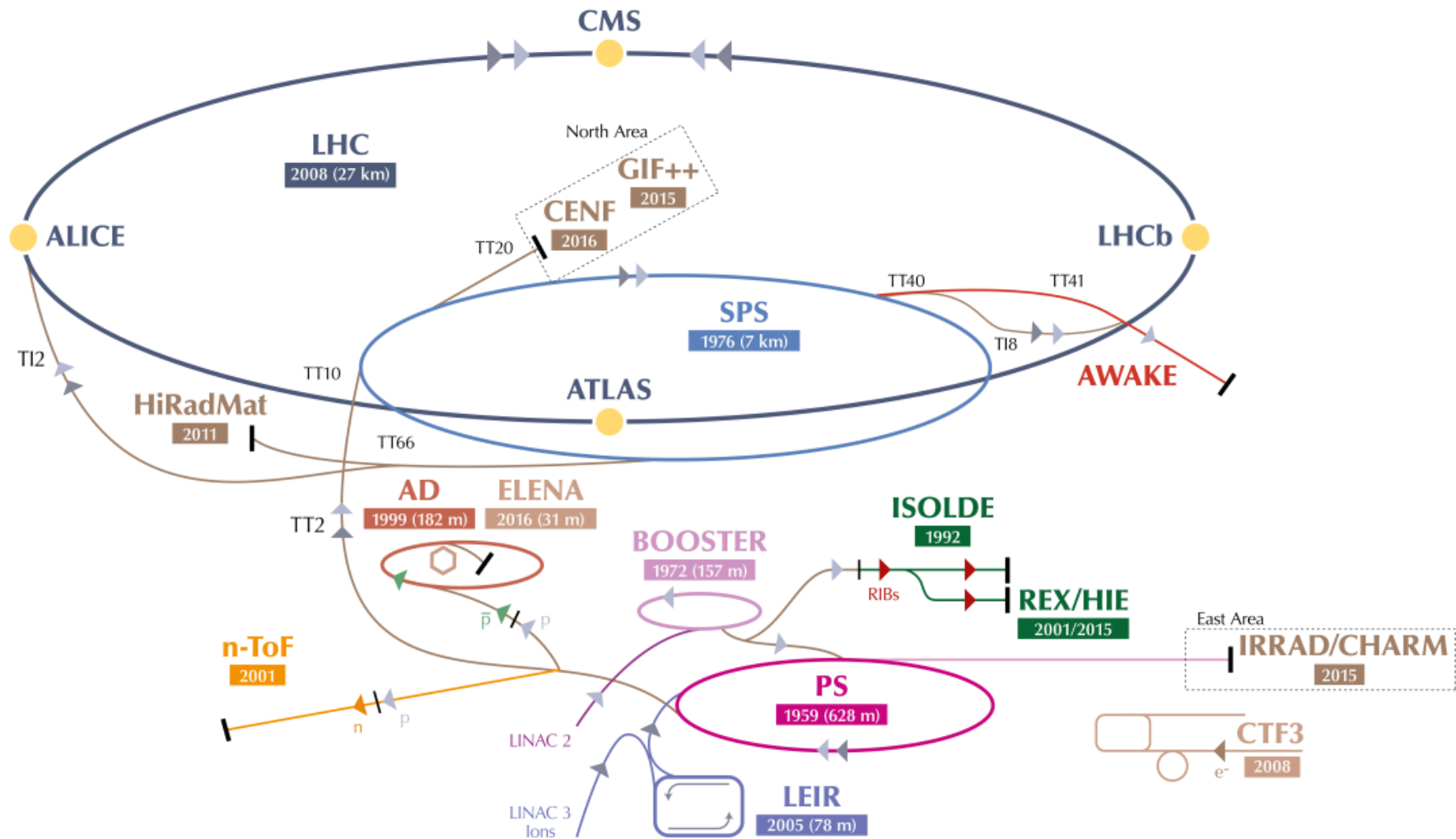
SPS 7 km

ALICE

CMS

LHC 27 km

SUISSE
FRANCE



Introducing the LHC in the classroom: an overview of education resources available

Gerfried J Wiener^{1,2}, Julia Woithe^{1,3}, Alexander Brown^{1,4}
and Konrad Jende^{1,5}

¹ CERN, European Organization for Nuclear Research, Geneva, Switzerland

² Austrian Educational Competence Centre Physics, University of Vienna, Austria

³ Department of Physics/Physics Education Group, University of Kaiserslautern, Germany

⁴ Institut Universitaire pour la Formation des Enseignants, University of Geneva, Switzerland

⁵ Institute of Nuclear and Particle Physics, TU Dresden, Germany

E-mail: gerfried.wiener@cern.ch, julia.woithe@cern.ch, alexander.brown@cern.ch
and konrad.jende@cern.ch



CrossMark

Abstract

In the context of the recent re-start of CERN's Large Hadron Collider (LHC) and the challenge presented by unidentified falling objects (UFOs), we seek to facilitate the introduction of high energy physics in the classroom. Therefore, this paper provides an overview of the LHC and its operation, highlighting existing education resources, and linking principal components of the LHC to topics in physics curricula.

Introduction

Early in 2015, CERN's Large Hadron Collider (LHC) was awoken from its first long shutdown to be re-ramped for Run 2 at unprecedented beam energy and intensity. Intense scrutiny was required to verify the full and proper functioning of all systems. This included a special run of the machine to ensure a well-scrubbed LHC [1]. However, due to the increased beam currents, a critical but familiar issue reared its head during the run. Interactions between the beams and unidentified falling objects—so-called UFOs—led to several premature protective beam dumps (see figure 1). These infamous UFOs are presumed to be micrometre-sized

dust particles and can cause fast, localised beam losses with a duration on the order of 10 turns of the beam. This is a known issue of the LHC which has been observed before. Indeed, between 2010 and 2011, about a dozen beam dumps occurred due to UFOs and more than 10000 candidate UFO events below the dump threshold were detected [2]. Thus, UFOs presented more of an annoyance than a danger to the LHC, by reducing the operational efficiency of the machine. However, as beam currents increase, so does the likelihood of UFO-induced magnet quenches at high energy, creating a possible hazard to the machine. Therefore, particular care is taken to keep an eye on the timing and frequency of UFO occurrences. As the number of UFOs during Run 1 decreased over time, it is hoped that this will be the same in Run 2.

The recent re-start of the LHC at higher collision energies and rates presents high school



Original content from this work may be used under the terms of the [Creative Commons Attribution 3.0 licence](https://creativecommons.org/licenses/by/3.0/). Any further distribution of this work must maintain attribution to the author(s) and the title of the work, journal citation and DOI.

Introducing the LHC in the classroom: an overview of education resources available

Gerfried J Wiener^{1,2}, Julia Woithe^{1,3}, Alexander Brown^{1,4}
and Konrad Jende^{1,5}

¹ CERN, European Organization for Nuclear Research, Geneva, Switzerland

² Austrian Educational Competence Centre Physics, University of Vienna, Austria

³ Department of Physics/Physics Education Group, University of Kaiserslautern, Germany

⁴ Institut Universitaire pour la Formation des Enseignants, University of Geneva, Switzerland

⁵ Institute of Nuclear and Particle Physics, TU Dresden, Germany

E-mail: gerfried.wiener@cern.ch, julia.woithe@cern.ch, alexander.brown@cern.ch
and konrad.jende@cern.ch



CrossMark

Abstract

In the context of the recent re-start of CERN's Large Hadron Collider (LHC) and the challenge presented by unidentified falling objects (UFOs), we seek to facilitate the introduction of high energy physics in the classroom. Therefore, this paper provides an overview of the LHC and its operation, highlighting existing education resources, and linking principal components of the LHC to topics in physics curricula.

Introduction


Early in 2015, CERN's Large Hadron Collider (LHC) was awoken from its first long shutdown to be re-ramped for Run 2 at unprecedented beam energy and intensity. Intense scrutiny was required to verify the full and proper functioning of all systems. This included a special run of the machine to ensure a well-scrubbed LHC [1]. However, due to the increased beam currents, a critical but familiar issue reared its head during the run. Interactions between the beams and unidentified falling objects—so-called UFOs—led to several premature protective beam dumps (see figure 1). These infamous UFOs are presumed to be micrometre-sized

dust particles and can cause fast, localised beam losses with a duration on the order of 10 turns of the beam. This is a known issue of the LHC which has been observed before. Indeed, between 2010 and 2011, about a dozen beam dumps occurred due to UFOs and more than 10000 candidate UFO events below the dump threshold were detected [2]. Thus, UFOs presented more of an annoyance than a danger to the LHC, by reducing the operational efficiency of the machine. However, as beam currents increase, so does the likelihood of UFO-induced magnet quenches at high energy, creating a possible hazard to the machine. Therefore, particular care is taken to keep an eye on the timing and frequency of UFO occurrences. As the number of UFOs during Run 1 decreased over time, it is hoped that this will be the same in Run 2.

The recent re-start of the LHC at higher collision energies and rates presents high school



Original content from this work may be used under the terms of the [Creative Commons Attribution 3.0 licence](https://creativecommons.org/licenses/by/3.0/). Any further distribution of this work must maintain attribution to the author(s) and the title of the work, journal citation and DOI.



Let's have a coffee with the Standard Model of particle physics!

Julia Woithe^{1,2}, Gerfried J Wiener^{1,3}
and Frederik F Van der Veken¹

¹ CERN, European Organization for Nuclear Research, Geneva, Switzerland

² Department of Physics/Physics Education Group, University of Kaiserslautern, Germany

³ Austrian Educational Competence Centre Physics, University of Vienna, Austria

E-mail: julia.woithe@cern.ch, jff.wiener@cern.ch and frederik.van.der.veken@cern.ch




Abstract

The Standard Model of particle physics is one of the most successful theories in physics and describes the fundamental interactions between elementary particles. It is encoded in a compact description, the so-called 'Lagrangian', which even fits on t-shirts and coffee mugs. This mathematical formulation, however, is complex and only rarely makes it into the physics classroom. Therefore, to support high school teachers in their challenging endeavour of introducing particle physics in the classroom, we provide a qualitative explanation of the terms of the Lagrangian and discuss their interpretation based on associated Feynman diagrams.

1. Introduction

The Standard Model of particle physics is the most important achievement of high energy physics to date. This highly elegant theory sorts elementary particles according to their respective charges and describes how they interact through fundamental interactions. In this context, a charge is a property of an elementary particle that defines the fundamental interaction by which it is influenced. We then say that the corresponding interaction particle 'couples' to a certain charge. For example, gluons, the interaction particles of the strong interaction, couple to colour-charged particles. Of the four

 Original content from this work may be used under the terms of the Creative Commons Attribution 3.0 licence. Any further distribution of this work must maintain attribution to the author(s) and the title of the work, journal citation and DOI.

fundamental interactions in nature, all except gravity are described by the Standard Model of particle physics: particles with an electric charge are influenced by the electromagnetic interaction (quantum electrodynamics, or QED for short), particles with a weak charge are influenced by the weak interaction (quantum flavour dynamics or QFD), and those with a colour charge are influenced by the strong interaction (quantum chromodynamics or QCD). Contrary to the fundamental interactions, the Brout-Englert-Higgs (BEH) field acts in a special way. Because it is a scalar field, it induces spontaneous symmetry-breaking, which in turn gives mass to all particles with which it interacts (this is commonly called the Higgs mechanism). In addition, the Higgs particle (H) couples to any other particle which has mass (including itself).

Interactions are mediated by their respective interaction particles: photons (γ) for the

Let's have a coffee with the Standard Model of particle physics!

Julia Woithe^{1,2}, Gerfried J Wiener^{1,3}
and Frederik F Van der Veken¹

¹ CERN, European Organization for Nuclear Research, Geneva, Switzerland

² Department of Physics/Physics Education Group, University of Kaiserslautern, Germany

³ Austrian Educational Competence Centre Physics, University of Vienna, Austria

E-mail: julia.woithe@cern.ch, jeff.wiener@cern.ch and frederik.van.der.veken@cern.ch




Abstract

The Standard Model of particle physics is one of the most successful theories in physics and describes the fundamental interactions between elementary particles. It is encoded in a compact description, the so-called 'Lagrangian', which even fits on t-shirts and coffee mugs. This mathematical formulation, however, is complex and only rarely makes it into the physics classroom. Therefore, to support high school teachers in their challenging endeavour of introducing particle physics in the classroom, we provide a qualitative explanation of the terms of the Lagrangian and discuss their interpretation based on associated Feynman diagrams.

1. Introduction

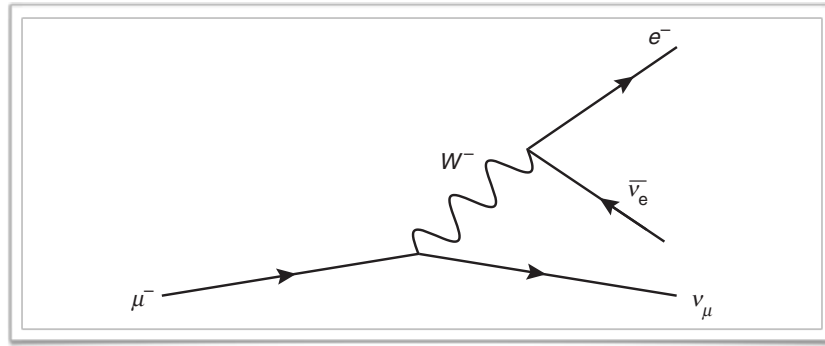
The Standard Model of particle physics is the most important achievement of high energy physics to date. This highly elegant theory sorts elementary particles according to their respective charges and describes how they interact through fundamental interactions. In this context, a charge is a property of an elementary particle that defines the fundamental interaction by which it is influenced. We then say that the corresponding interaction particle 'couples' to a certain charge. For example, gluons, the interaction particles of the strong interaction, couple to colour-charged particles. Of the four

 Original content from this work may be used under the terms of the Creative Commons Attribution 3.0 licence. Any further distribution of this work must maintain attribution to the author(s) and the title of the work, journal citation and DOI.

fundamental interactions in nature, all except gravity are described by the Standard Model of particle physics: particles with an electric charge are influenced by the electromagnetic interaction (quantum electrodynamics, or QED for short), particles with a weak charge are influenced by the weak interaction (quantum flavour dynamics or QFD), and those with a colour charge are influenced by the strong interaction (quantum chromodynamics or QCD). Contrary to the fundamental interactions, the Brout-Englert-Higgs (BEH) field acts in a special way. Because it is a scalar field, it induces spontaneous symmetry-breaking, which in turn gives mass to all particles with which it interacts (this is commonly called the Higgs mechanism). In addition, the Higgs particle (H) couples to any other particle which has mass (including itself).

Interactions are mediated by their respective interaction particles: photons (γ) for the

“Actually, ‘decay’ is not the correct word. They transform into each other.” [student, 15]




“Actually, ‘decay’ is not the correct word. They transform into each other.” [student, 15]



S'Cool LAB






S'Cool LAB














CERN Teacher Programmes

[National Teacher Programmes](#)

[International Teacher Programmes](#)

[FAQ](#)

[Contact](#)

“There is nothing more enriching and gratifying than learning.”

[Fabiola Gianotti, CERN Director-General]

Every year, CERN offers various professional development programmes for teachers to keep up-to-date with the latest developments in particle physics and related areas, and experience a dynamic, international research environment. All programmes are facilitated by experts in the field of physics, engineering, and computing and include an extensive lecture and visit itinerary.

Furthermore, CERN's teacher programmes enable you to meet with teaching colleagues from your country or from all around the world. We offer teacher programmes in English or in one of the national languages of CERN Member States, lasting between 3 days and 3 weeks. Take part!

[National Teacher Programmes](#) & [International Teacher Programmes](#)

CERN Teacher Programmes

[National Teacher Programmes](#)

[International Teacher Programmes](#)

[FAQ](#)

[Contact](#)

“There is nothing more enriching and gratifying than learning.”

[Fabiola Gianotti, CERN Director-General]

Every year, CERN offers various professional development programmes for teachers to keep up-to-date with the latest developments in particle physics and related areas, and experience a dynamic, international research environment. All programmes are facilitated by experts in the field of physics, engineering, and computing and include an extensive lecture and visit itinerary.

Furthermore, CERN's teacher programmes enable you to meet with teaching colleagues from your country or from all around the world. We offer teacher programmes in English or in one of the national languages of CERN Member States, lasting between 3 days and 3 weeks. Take part!

[National Teacher Programmes](#) & [International Teacher Programmes](#)

Merci bien!

Jeff Wiener

cern.ch/jeff.wiener

