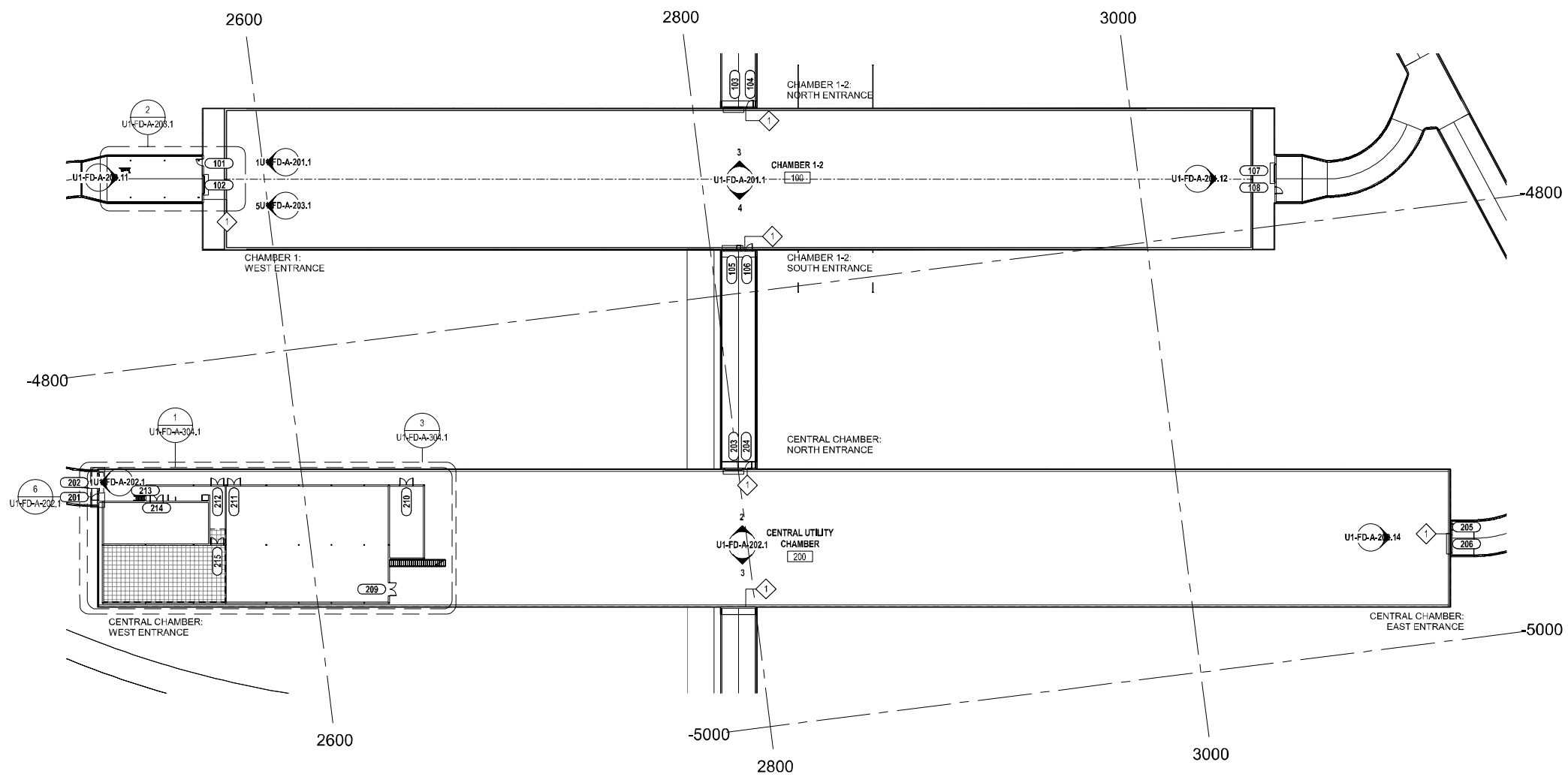

4850 LEVEL CHAMBER LAYOUT PLAN PHASE 1

1

SCALE: 1/32" = 1'-0"

NOTES:

1. MEP DUCTS AND EQUIPMENT GENERALLY NOT SHOWN FOR CLARITY. SEE MEP AND STRUCTURAL DWGS FOR ALL EQUIPMENT, DUCT, CONDUIT LOCATIONS, AND FOR STRUCTURAL ELEMENTS.
2. ALL PARTITION WALLS TO BE 2 HR RATED PTD. CONCRETE MASONRY UNIT TYPE WALLS.
3. ALL DOORS TO BE 1.5 HR RATED HOLLOW METAL TYPE SWING DOORS OR 1.5 HR RATED ROLL DOWNS.
4. MEANS OF EGRESS OVER CRYOSTAT DETECTOR PITS TO BE PROVIDED BY LBNF EXPERIMENT TEAM.
5. ALL STRUCTURAL STEEL FRAMING FOR MEZZANINE STRUCTURES INCLUDING POSTS/COLUMNS, BEAMS, AND METAL DECKING TO RECIEVE 2HR COVERAGE OF SPRAY FIREPROOFING .

REV.	DATE	DESCRIPTION
1	07/27/18	30% FD SUBMISSION

REVISIONS

ARUP
Arup USA Inc
77 Water Street, New York NY 10005, T 212 896 3000
www.arup.com

Davis Brody Bond
Architects and Planners

PROJECT NORTH
W E S

SCALE:
1/32"=1'
32 0 32 64
SCALE FEET

Fermilab
Long-Baseline Neutrino Facility

DESIGNED	D. MANTY; B. KLOKIS	DBB
DRAWN	B. KLOKIS	DBB
CHECKED	D. MANTY	DBB

LBNF – FSCF – BSI
UNDERGROUND ARCHITECTURAL PLANS - PHASE 1

DRAWING NO. 15-1-6K U1-FD-A-101.1 REV. 1

07/27/18

C:\Temp\LBNF_R2018_Architectural_central_bklokis.rvt

7/27/2018 4:33:51 PM

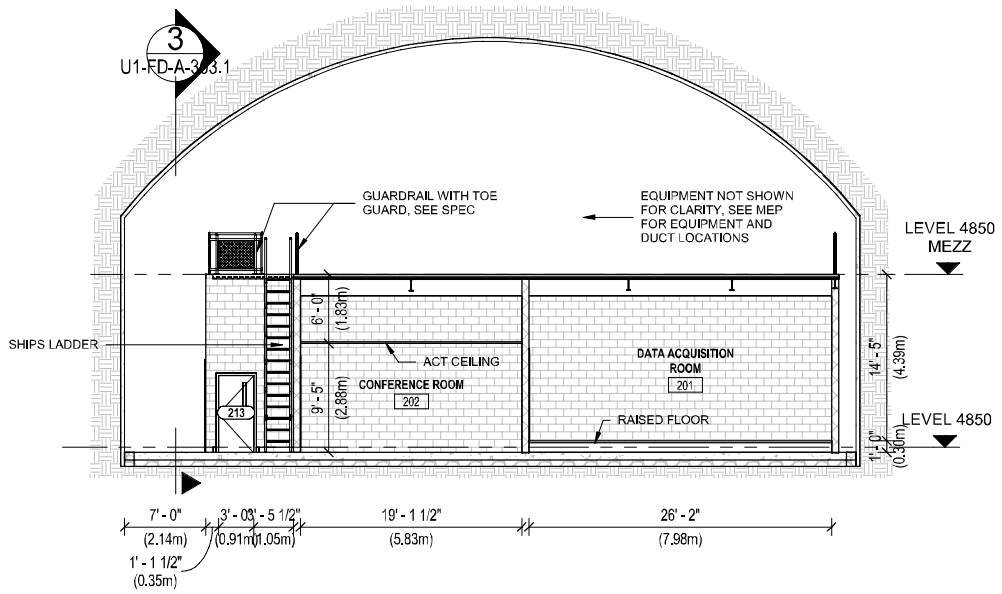

CENTRAL UTILITY CAVERN CROSS SECTION THROUGH CONTROL ROOM

1

SCALE: 1/8" = 1'-0"

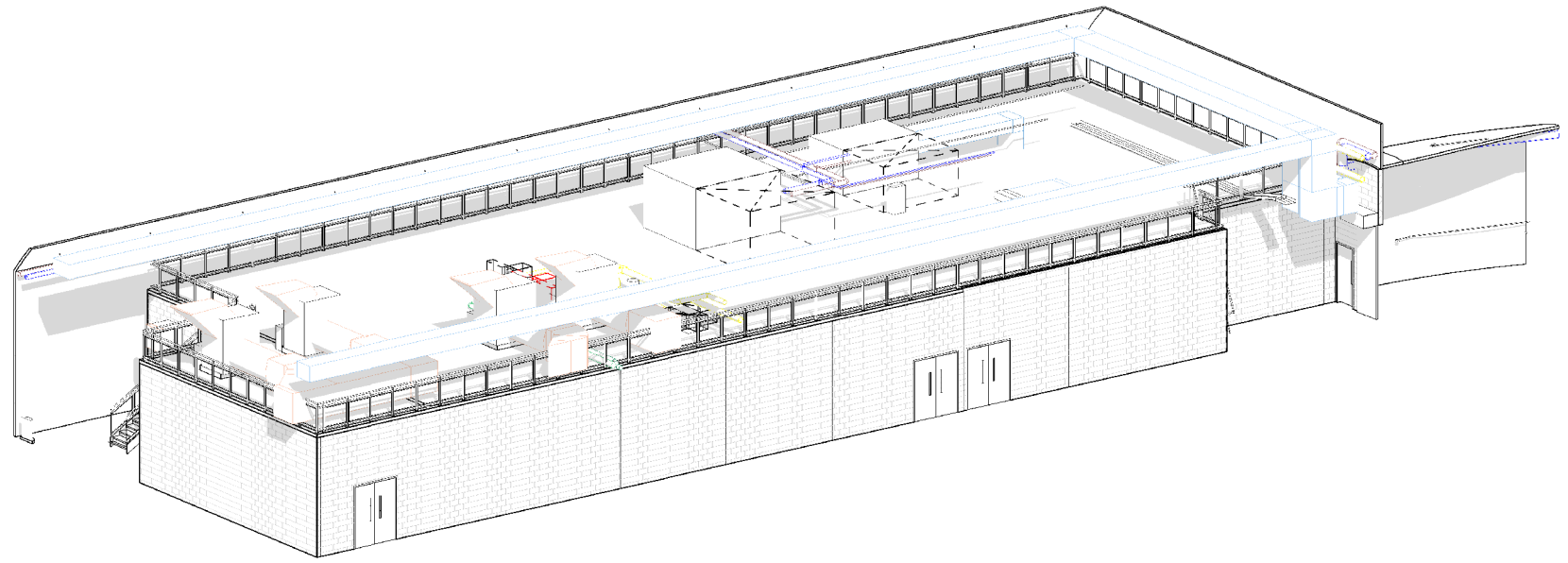

CENTRAL UTILITY CAVERN AXON @ EGRESS CORRIDOR

2

SCALE: N.T.S.

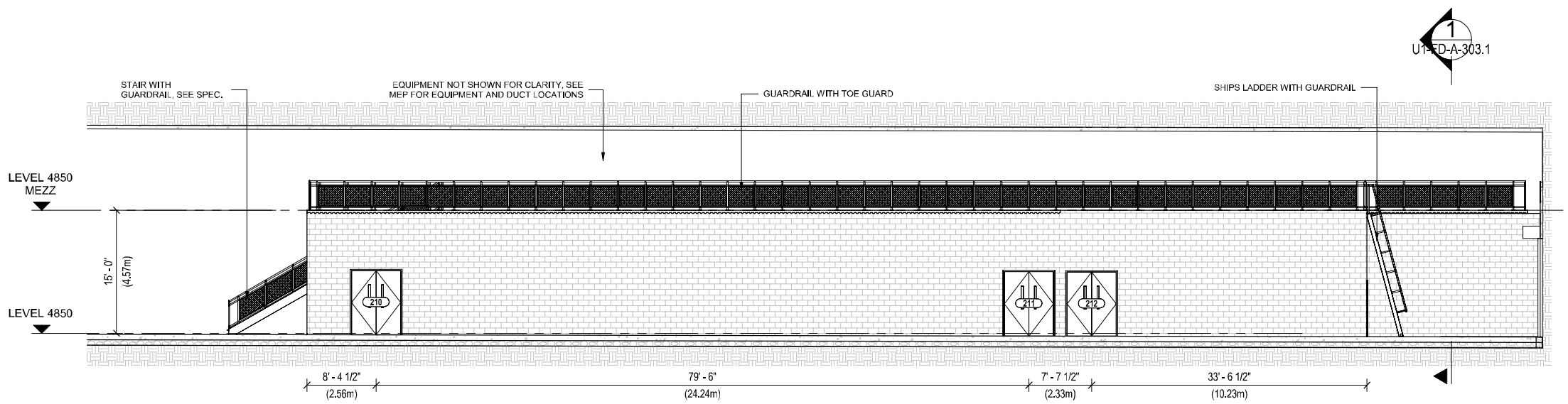

CENTRAL UTILITY CAVERN MEZZANINE @ EGRESS CORRIDOR

3

SCALE: 1/8" = 1'-0"

NOTES:

1. MEP DUCTS AND EQUIPMENT GENERALLY NOT SHOWN FOR CLARITY. SEE MEP AND STRUCTURAL DWGS FOR ALL EQUIPMENT, DUCT, CONDUIT LOCATIONS, AND FOR STRUCTURAL ELEMENTS.
2. ALL PARTITION WALLS TO BE 2 HR RATED PTD. CONCRETE MASONRY UNIT TYPE WALLS.
3. ALL DOORS TO BE 1.5 HR RATED HOLLOW METAL TYPE SWING DOORS OR 1.5 HR RATED ROLL DOWNS.
4. MEANS OF EGRESS OVER CRYOSTAT DETECTOR PITS TO BE PROVIDED BY LBNF EXPERIMENT TEAM.
5. ALL STRUCTURAL STEEL FRAMING FOR MEZZANINE STRUCTURES INCLUDING POSTS/COLUMNS, BEAMS, AND METAL DECKING TO RECIEVE 2HR COVERAGE OF SPRAY FIREPROOFING .

REV.	DATE	DESCRIPTION
1	07/27/18	30% FD SUBMISSION

REVISIONS

ARUP
Arup USA Inc
77 Water Street, New York NY 10005, T 212 896 3000
www.arup.com

Davis Brody Bond
Architects and Planners

SCALE:
1/8"=1' 8 0 8 16 SCALE FEET

Fermilab
Long-Baseline Neutrino Facility

DESIGNED	D. MANTY; B. KLOKIS	DBB
DRAWN	B. KLOKIS	DBB
CHECKED	D. MANTY	DBB

LBNF – FSCF – BSI

UNDERGROUND ARCHITECTURAL CENTRAL UTILITY CAVERN WEST

DRAWING NO. 15-1-6 K U1-FD-A-303.1 REV. 1

07/27/18

C:\Temp\LBNF_R2018_Architectural_central_bklokis.rvt

7/27/2018 4:35:39 PM

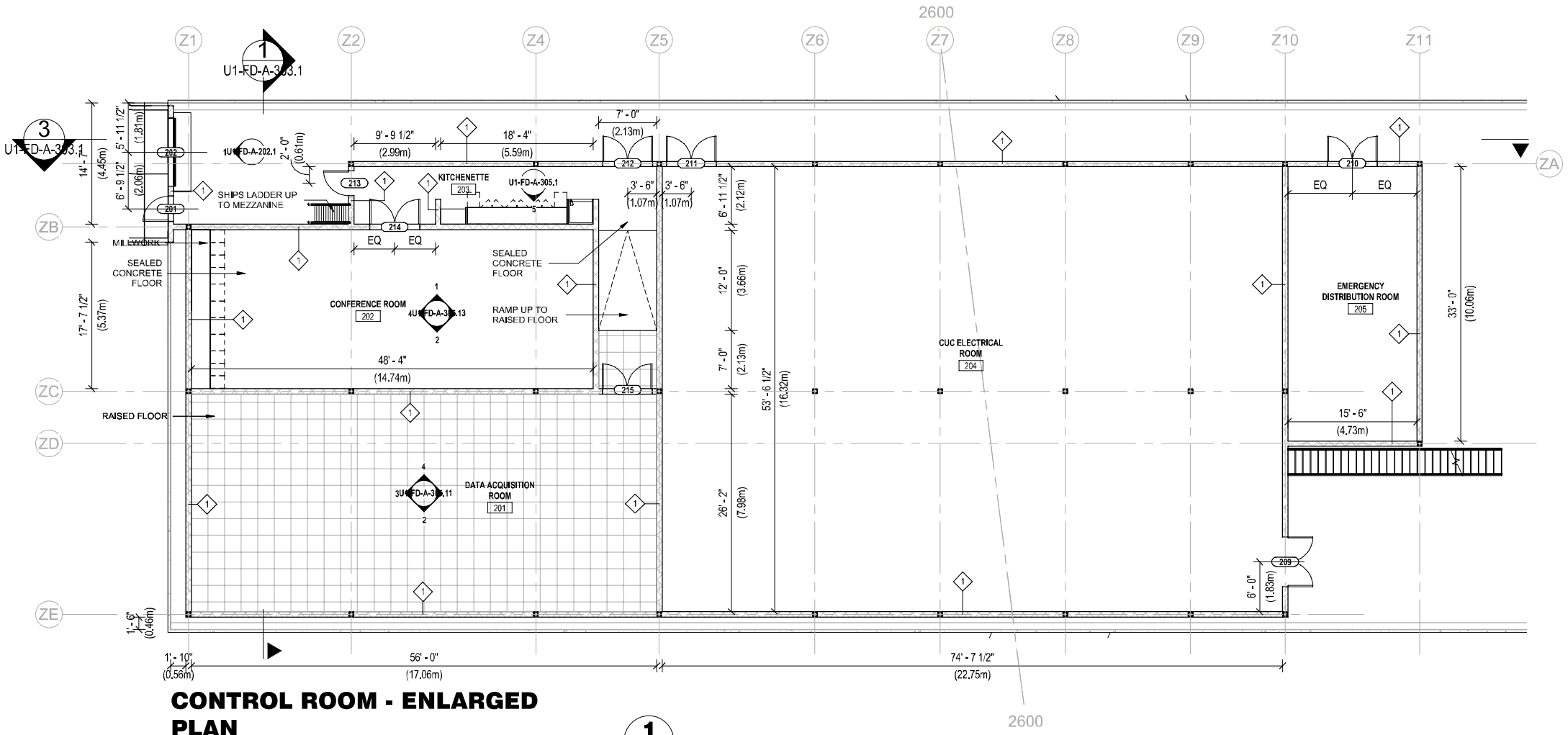

CONTROL ROOM - ENLARGED PLAN

1

SCALE: 1/8" = 1'-0"

NOTES:

1. MEP DUCTS AND EQUIPMENT GENERALLY NOT SHOWN FOR CLARITY. SEE MEP AND STRUCTURAL DWGS FOR ALL EQUIPMENT, DUCT, CONDUIT LOCATIONS, AND FOR STRUCTURAL ELEMENTS.
2. ALL PARTITION WALLS TO BE 2 HR RATED PTD. CONCRETE MASONRY UNIT TYPE WALLS.
3. ALL DOORS TO BE 1.5 HR RATED HOLLOW METAL TYPE SWING DOORS OR 1.5 HR RATED ROLL DOWNS.
4. MEANS OF EGRESS OVER CRYOSTAT DETECTOR PITS TO BE PROVIDED BY LBNF EXPERIMENT TEAM.
5. ALL STRUCTURAL STEEL FRAMING FOR MEZZANINE STRUCTURES INCLUDING POSTS/COLUMNS, BEAMS, AND METAL DECKING TO RECIEVE 2HR COVERAGE OF SPRAY FIREPROOFING .

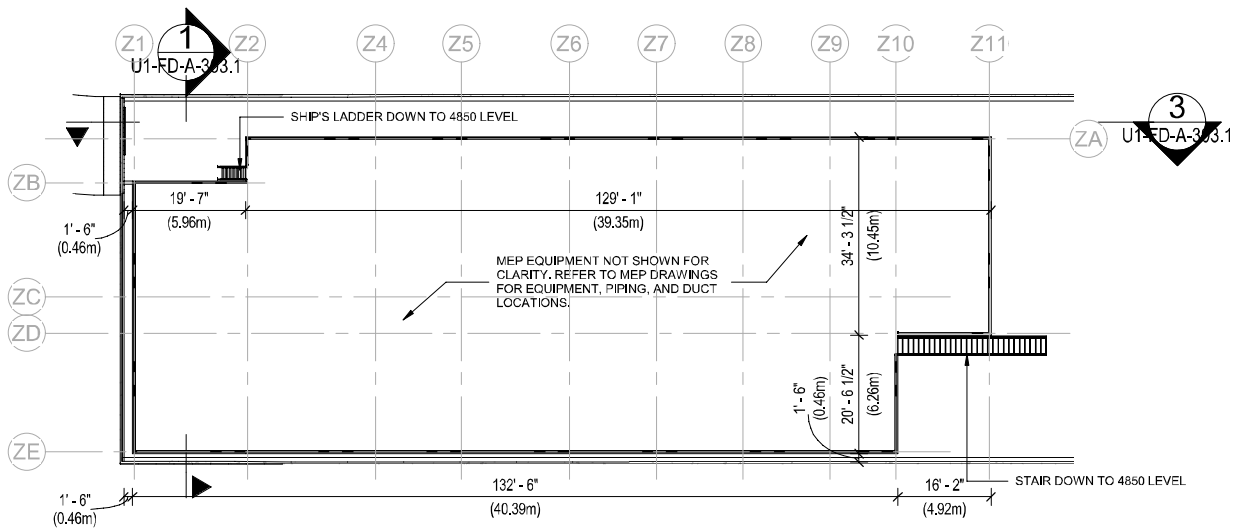

CENTRAL CHAMBER MEZZANINE - ENLARGED PLAN

3

SCALE: 1/16" = 1'-0"

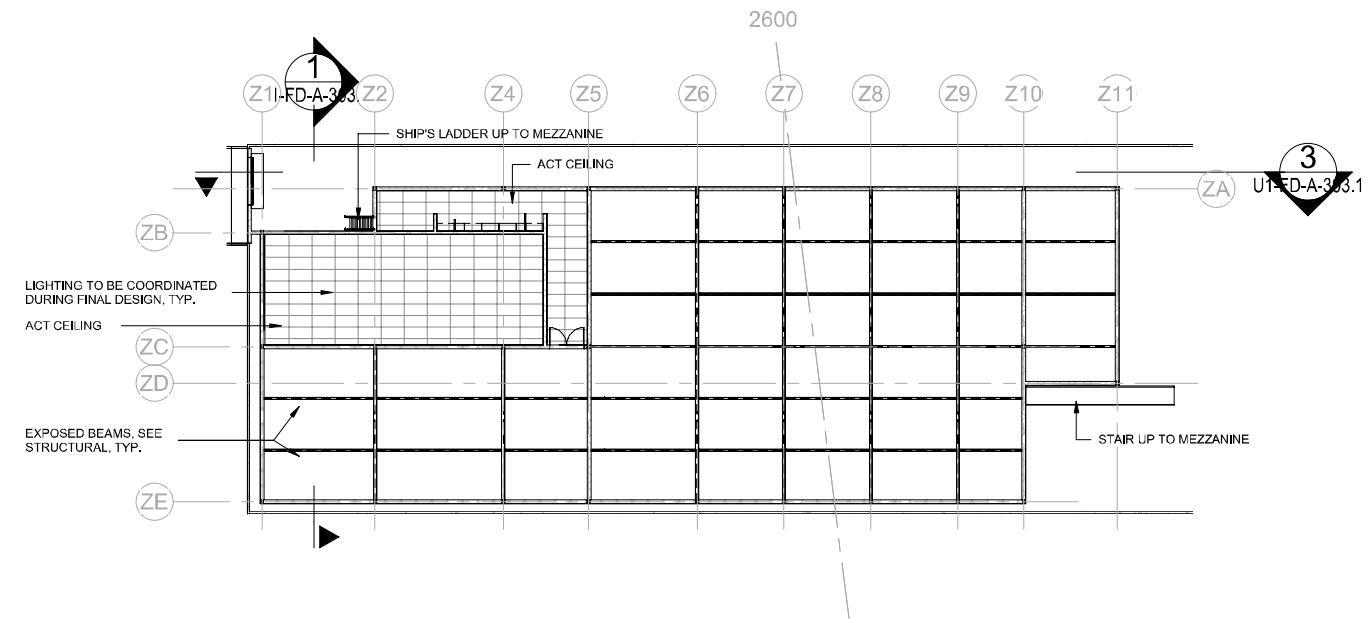

CEILING PLAN - CONTROL ROOM

2

SCALE: 1/16" = 1'-0"

REV.	DATE	DESCRIPTION
1	07/27/18	30% FD SUBMISSION

REVISIONS

ARUP
Arup USA Inc
77 Water Street, New York NY 10005, T 212 896 3000
www.arup.com

Davis Brody Bond
Architects and Planners

SCALE:

1/16"=1' 16 0 16 32 SCALE FEET

1/8"=1' 8 0 8 16 SCALE FEET

Fermilab
Long-Baseline Neutrino Facility

DESIGNED	D. MANTY; B. KLOKIS	DBB
DRAWN	B. KLOKIS	DBB
CHECKED	D. MANTY	DBB

LBNF – FSCF – BSI

UNDERGROUND ARCHITECTURAL CONTROL ROOM SUITE ENLARGED PLANS

DRAWING NO. 15-1-6 K U1-FD-A-304.1 REV. 1

07/27/18

C:\Temp\LBNF_R2018_Architectural_central_bklokis.rvt

7/27/2018 4:35:45 PM

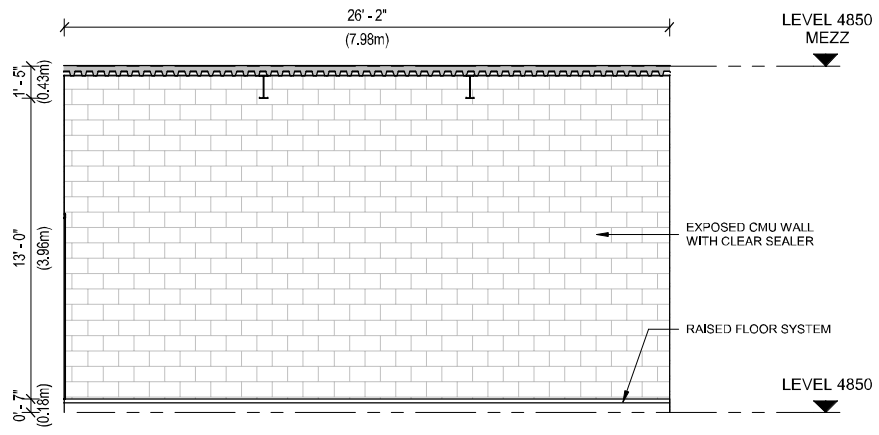

CONTROL ROOM EAST ELEVATION 1

SCALE: 1/4" = 1'-0"

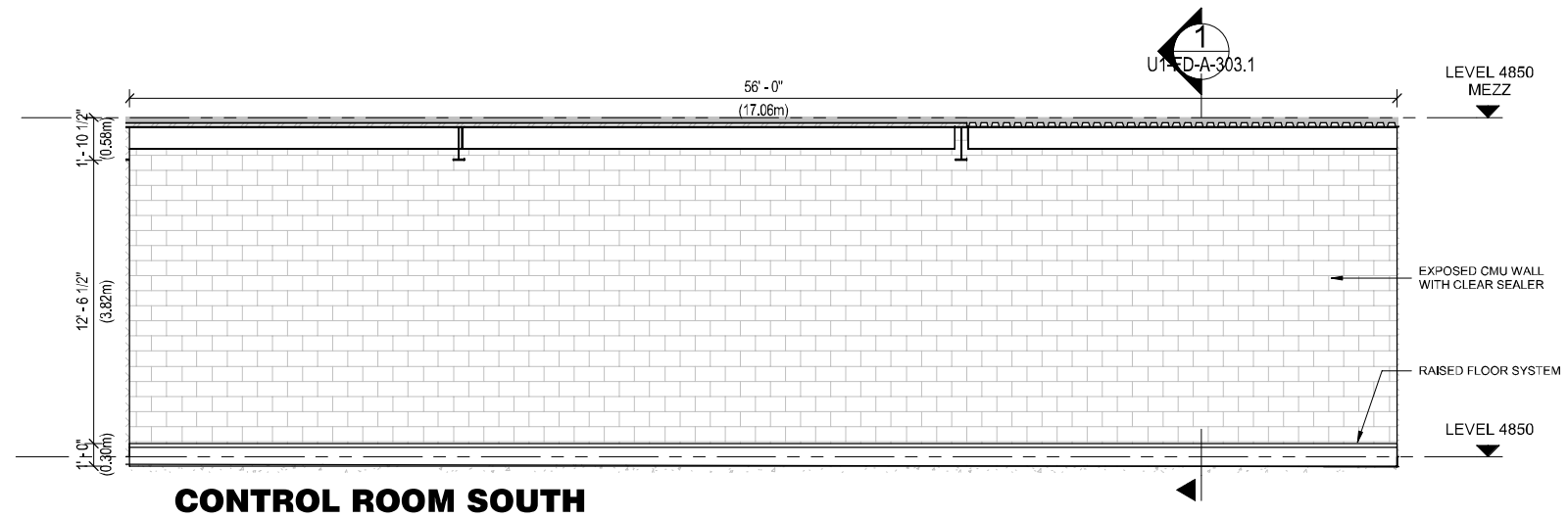

CONTROL ROOM SOUTH ELEVATION 2

SCALE: 1/4" = 1'-0"

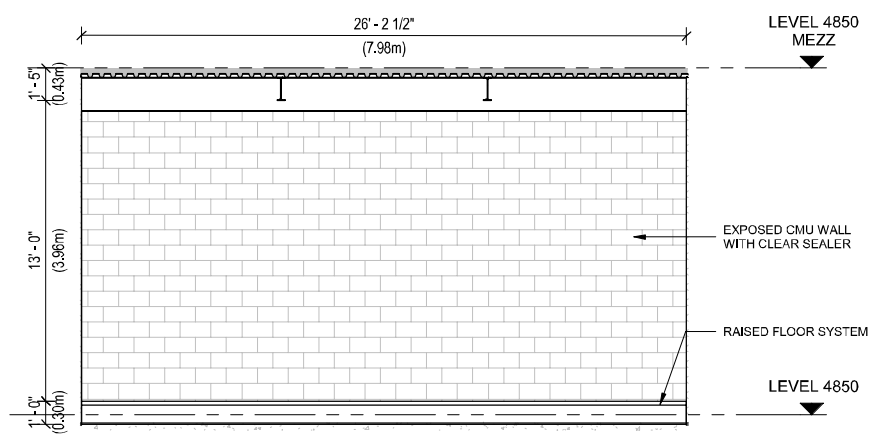

CONTROL ROOM WEST ELEVATION 3

SCALE: 1/4" = 1'-0"

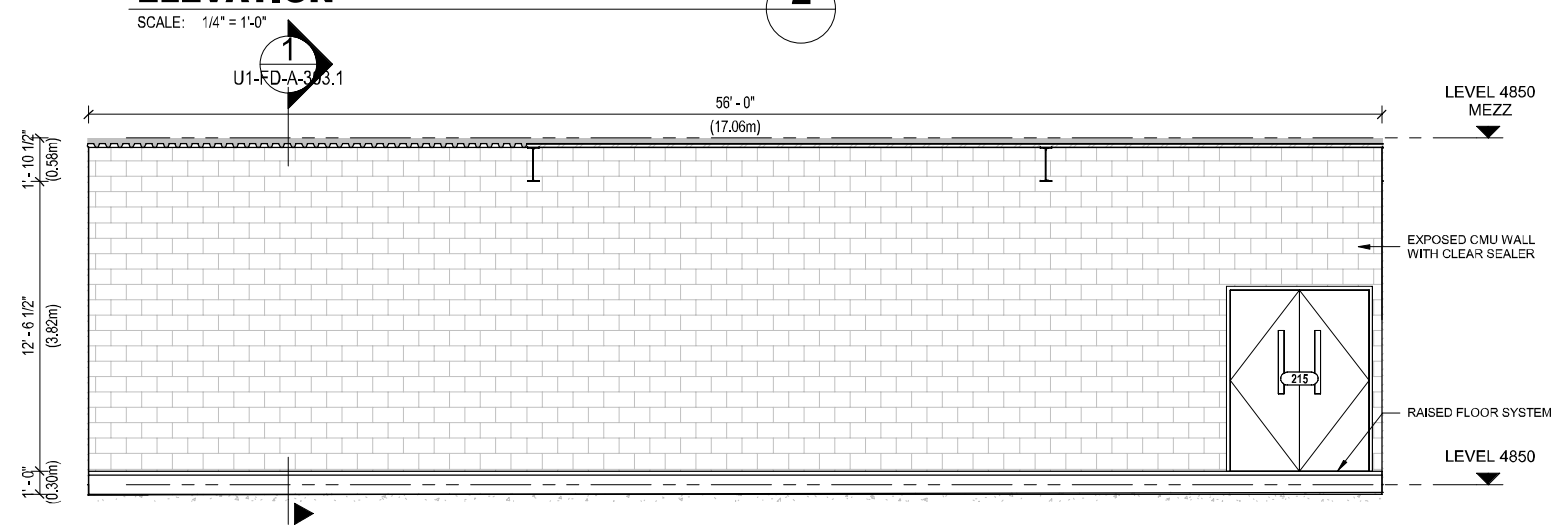

CONTROL ROOM NORTH ELEVATION 4

SCALE: 1/4" = 1'-0"

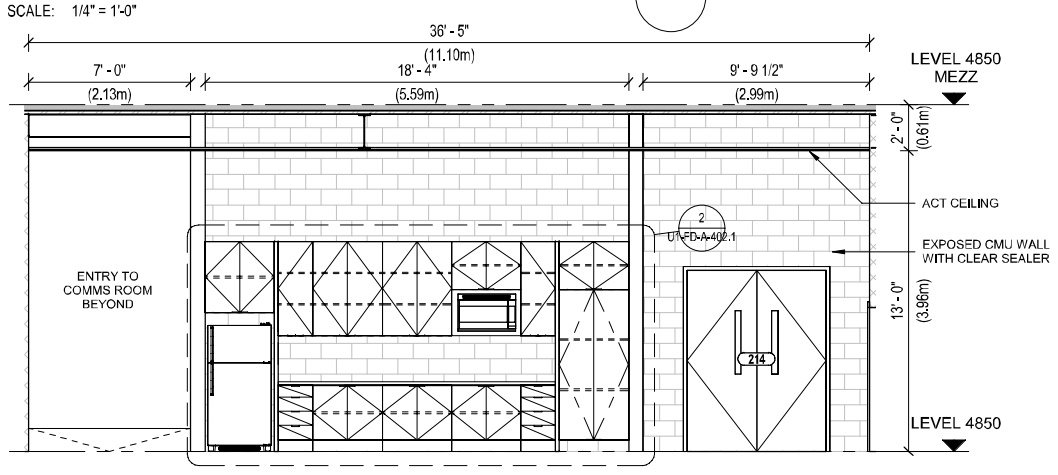

CONTROL ROOM KITCHENETTE 5

SCALE: 1/4" = 1'-0"

NOTES:

1. MEP DUCTS AND EQUIPMENT GENERALLY NOT SHOWN FOR CLARITY. SEE MEP AND STRUCTURAL DWGS FOR ALL EQUIPMENT, DUCT, CONDUIT LOCATIONS, AND FOR STRUCTURAL ELEMENTS.
2. ALL PARTITION WALLS TO BE 2 HR RATED PTD. CONCRETE MASONRY UNIT TYPE WALLS.
3. ALL DOORS TO BE 1.5 HR RATED HOLLOW METAL TYPE SWING DOORS OR 1.5 HR RATED ROLL DOWNS.
4. MEANS OF EGRESS OVER CRYOSTAT DETECTOR PITS TO BE PROVIDED BY LBNF EXPERIMENT TEAM.
5. ALL STRUCTURAL STEEL FRAMING FOR MEZZANINE STRUCTURES INCLUDING POSTS/COLUMNS, BEAMS, AND METAL DECKING TO RECIEVE 2HR COVERAGE OF SPRAY FIREPROOFING .

REV.	DATE	DESCRIPTION
1	07/27/18	30% FD SUBMISSION

REVISIONS

ARUP
Arup USA Inc.
77 Water Street, New York NY 10005, T 212 896 3000
www.arup.com

Davis Brody Bond
Architects and Planners

SCALE:
1/4"=1' 4 0 4 8 SCALE FEET

Fermilab
Long-Baseline Neutrino Facility

DESIGNED	D. MANTY; B. KLOKIS	DBB
DRAWN	B. KLOKIS	DBB
CHECKED	D. MANTY	DBB

LBNF – FSCF – BSI

UNDERGROUND ARCHITECTURAL ENLARGED PLANS & ELEVATIONS

DRAWING NO. 15-1-6 K U1-FD-A-305.1 REV. 1

07/27/18

7/27/2018 4:35:51 PM C:\Temp\LBNF_R2018_Architectural_central_bklokis.rvt

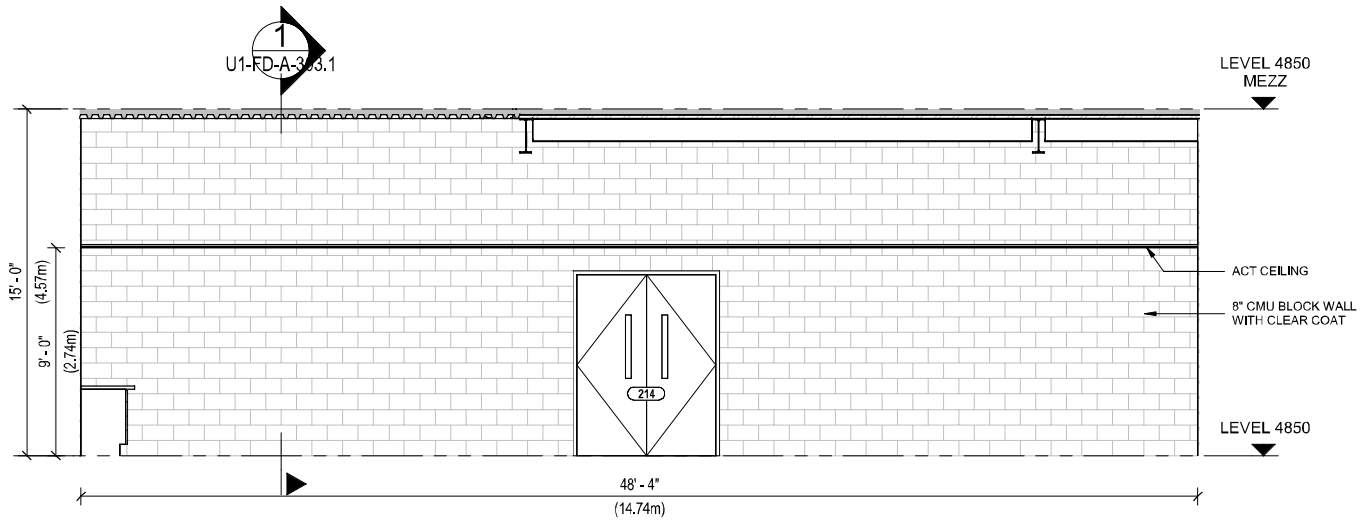

CONFERENCE ROOM NORTH ELEVATION

SCALE: 1/4" = 1'-0"

1

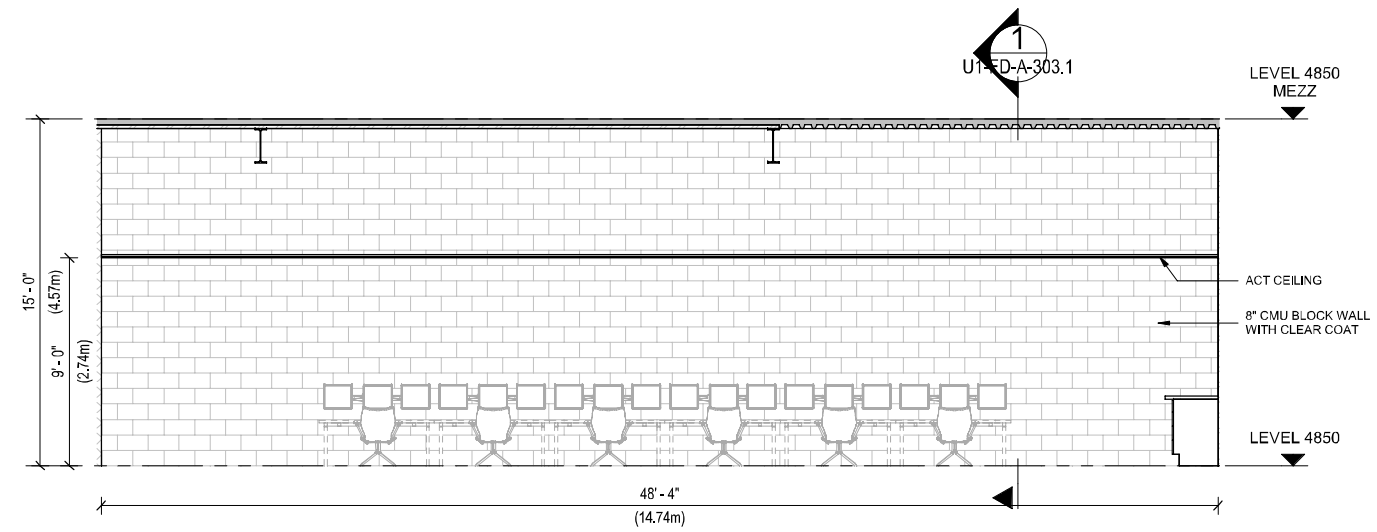

CONFERENCE ROOM SOUTH ELEVATION

SCALE: 1/4" = 1'-0"

2

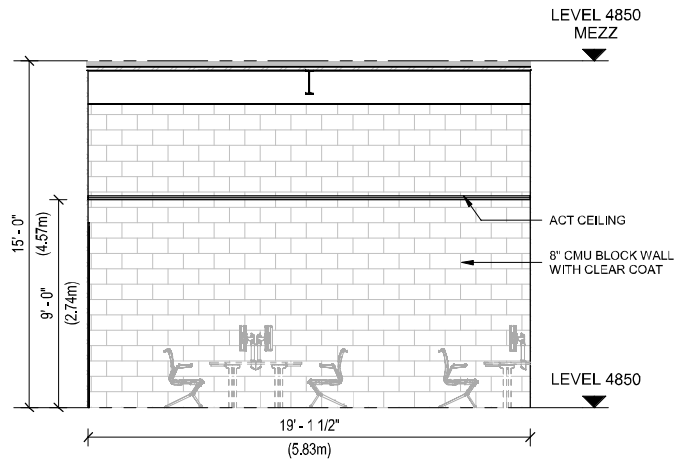

CONFERENCE ROOM EAST ELEVATION

SCALE: 1/4" = 1'-0"

3

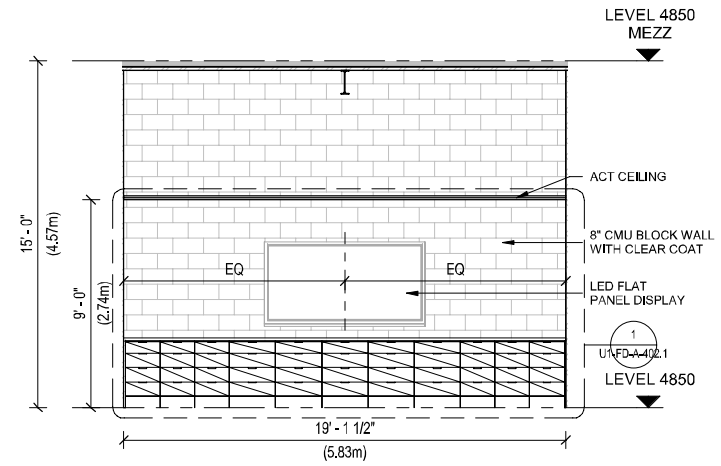

CONFERENCE ROOM WEST ELEVATION

SCALE: 1/4" = 1'-0"

4

NOTES:

1. MEP DUCTS AND EQUIPMENT GENERALLY NOT SHOWN FOR CLARITY. SEE MEP AND STRUCTURAL DWGS FOR ALL EQUIPMENT, DUCT, CONDUIT LOCATIONS, AND FOR STRUCTURAL ELEMENTS.
2. ALL PARTITION WALLS TO BE 2 HR RATED PTD. CONCRETE MASONRY UNIT TYPE WALLS.
3. ALL DOORS TO BE 1.5 HR RATED HOLLOW METAL TYPE SWING DOORS OR 1.5 HR RATED ROLL DOWNS.
4. MEANS OF EGRESS OVER CRYOSTAT DETECTOR PITS TO BE PROVIDED BY LBNF EXPERIMENT TEAM.
5. ALL STRUCTURAL STEEL FRAMING FOR MEZZANINE STRUCTURES INCLUDING POSTS/COLUMNS, BEAMS, AND METAL DECKING TO RECIEVE 2HR COVERAGE OF SPRAY FIREPROOFING .

REV.	DATE	DESCRIPTION
1	07/27/18	30% FD SUBMISSION

REVISIONS

ARUP
Arup USA Inc
77 Water Street, New York NY 10005, T 212 896 3000
www.arup.com

Davis Brody Bond
Architects and Planners

SCALE:
1/4"=1' 4 0 4 8 SCALE FEET

Fermilab
Long-Baseline Neutrino Facility

DESIGNED	D. MANTY; B. KLOKIS	DBB
DRAWN	B. KLOKIS	DBB
CHECKED	D. MANTY	DBB

LBNF – FSCF – BSI

UNDERGROUND ARCHITECTURAL CONFERENCE ROOM INTERIOR ELEVATIONS

DRAWING NO. 15-1-6 K U1-FD-A-306.1 REV. 1

07/27/18

7/27/2018 4:35:59 PM C:\Temp\LBNF_R2018_Architectural_central_bklokis.rvt

APPLIANCE SCHEDULE				
MARK	TYPE	MANUFACTURER	MODEL	DESCRIPTION
A.1	REFRIGERATOR	GE	GIE21GTHWW	ENERGY STAR 21.2 Cu.FL TOP-FREEZER REFRIGERATOR
A.2	MICROWAVE	GE	CVM9179SLSS	CAFE SERIES 1.7 Cu.Ft. CONVECTION MICROWAVE OVEN

CASEWORK SCHEDULE				
TYPE MARK	DESCRIPTION	MANUFACTURER	Model	COUNT
CW.B.1	BASE CABINET - 4 DRAWER - 18"	LAB CRAFTERS	B4S13	8
CW.B.2	BASE CABINET - 2 DOOR - 36"	LAB CRAFTERS	BLR33	3
CW.B.3	BASE CABINET - 4 DRAWER - 24"	LAB CRAFTERS	B4S23	5
CW.C.1	SOLID SURFACE COUNTERTOP	DU PONT OR EQ.	--	2
CW.W.1	WALL CABINET - 2 DOOR - 36"	LAB CRAFTERS	WSH456	2
CW.W.2	WALL CABINET - 1 DOOR - 18"	LAB CRAFTERS	WSH156	2
CW.W.3	WALL CABINET - 2 DOOR - 36"	LAB CRAFTERS	WSH326	2
CW.W.4	WALL CABINET - 2 DOOR - 36"	LAB CRAFTERS	WSH346	1
CW.W.5	TALL CABINET - 2 DOOR - 36"	LAB CRAFTERS	SSH382	1

NOTES:

1. MEP DUCTS AND EQUIPMENT GENERALLY NOT SHOWN FOR CLARITY, SEE MEP AND STRUCTURAL DWGS FOR ALL EQUIPMENT, DUCT, CONDUIT LOCATIONS, AND FOR STRUCTURAL ELEMENTS.
2. ALL PARTITION WALLS TO BE 2 HR RATED PTD. CONCRETE MASONRY UNIT TYPE WALLS.
3. ALL DOORS TO BE 1.5 HR RATED HOLLOW METAL TYPE SWING DOORS OR 1.5 HR RATED ROLL DOWNS.
4. MEANS OF EGRESS OVER CRYOSTAT DETECTOR PITS TO BE PROVIDED BY LBNF EXPERIMENT TEAM.
5. ALL STRUCTURAL STEEL FRAMING FOR MEZZANINE STRUCTURES INCLUDING POSTS/COLUMNS, BEAMS, AND METAL DECKING TO RECIEVE 2HR COVERAGE OF SPRAY FIREPROOFING .

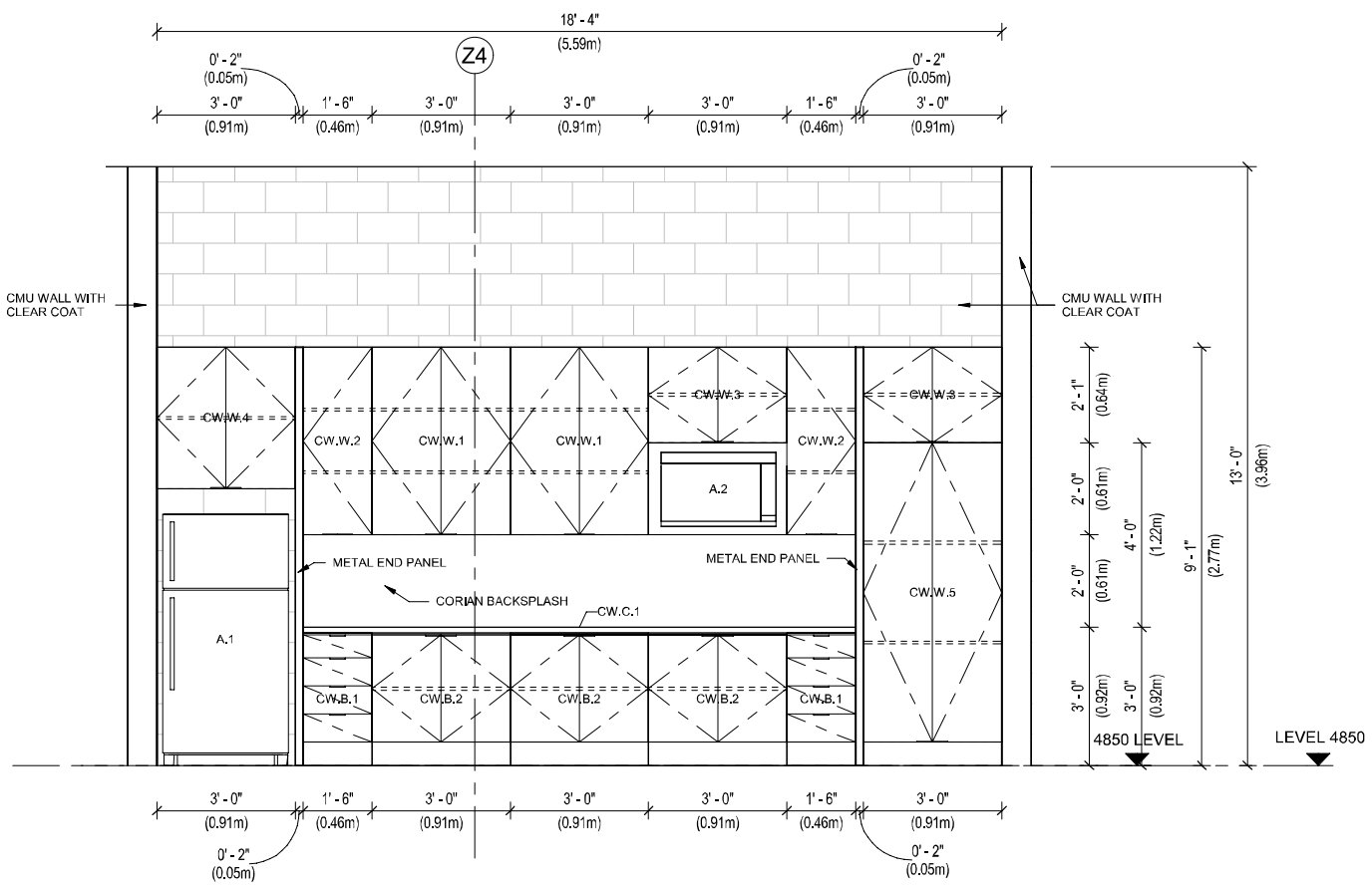

CONTROL ROOM KITCHENETTE ENLARGED ELEVATION

SCALE: 1/2" = 1'-0"

2

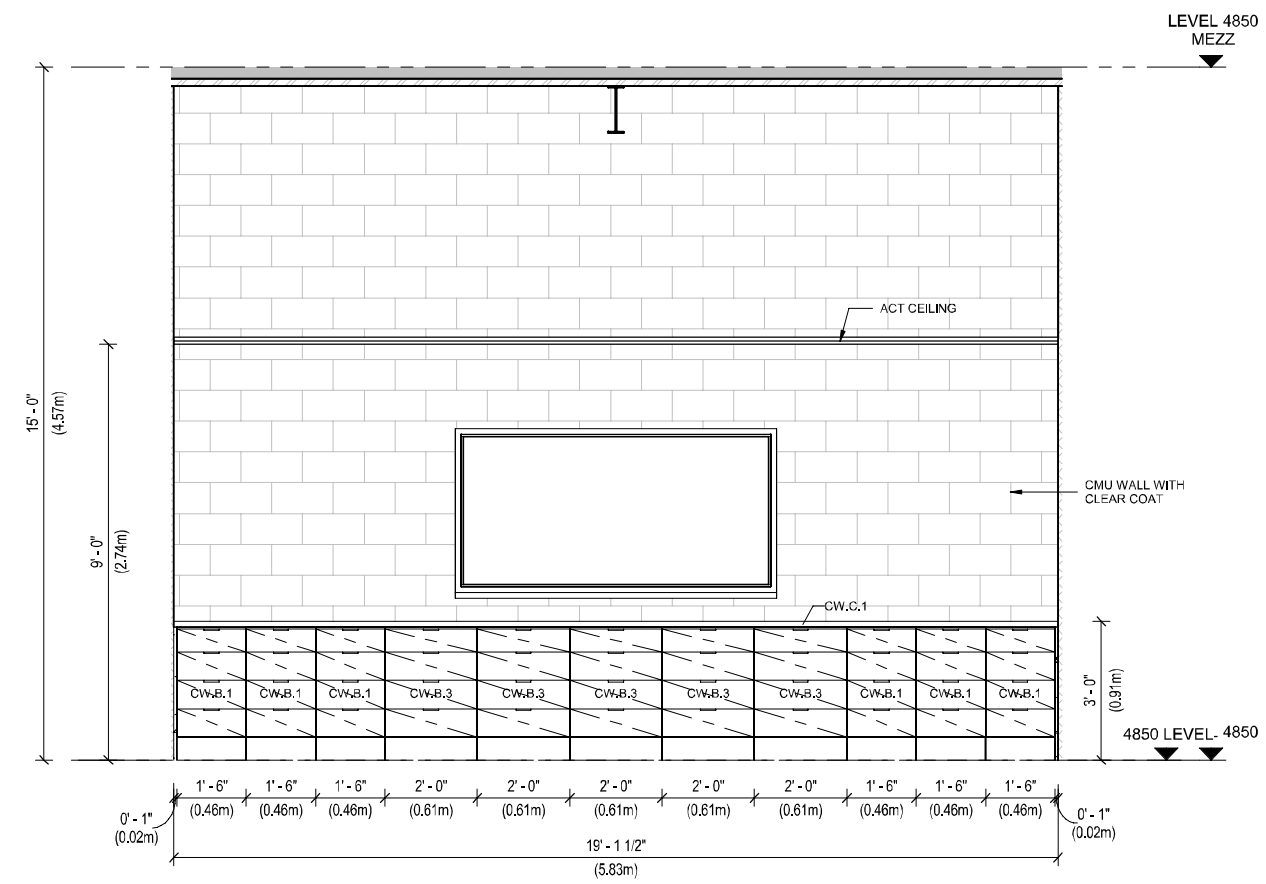

CONFERENCE ROOM WEST ENLARGED ELEVATION

SCALE: 1/2" = 1'-0"

1

C:\Temp\LBNF_R2018_Architectural_central_bklokis.rvt

7/27/2018 4:36:05 PM

REV.	DATE	DESCRIPTION
1	07/27/18	30% FD SUBMISSION

REVISIONS

ARUP
Arup USA Inc
77 Water Street, New York NY 10005, T 212 896 3000
www.arup.com

Davis Brody Bond
Architects and Planners

SCALE:

Fermilab
Long-Baseline Neutrino Facility

DESIGNED	D. MANTY; B. KLOKIS	DBB
DRAWN	B. KLOKIS	DBB
CHECKED	D. MANTY	DBB

LBNF – FSCF – BSI

UNDERGROUND ARCHITECTURAL CONTROL ROOM SUITE MILLWORK ELEVATIONS

DRAWING NO. **15-1-6 K U1-FD-A-402.1** REV. 1

07/27/18

REFERENCE NOTES

1. 2000A, 208/120V, 3PH, 4W DISCONNECT SWITCH FOR POWER TO CONTROL ROOM ELECTRONICS RACK

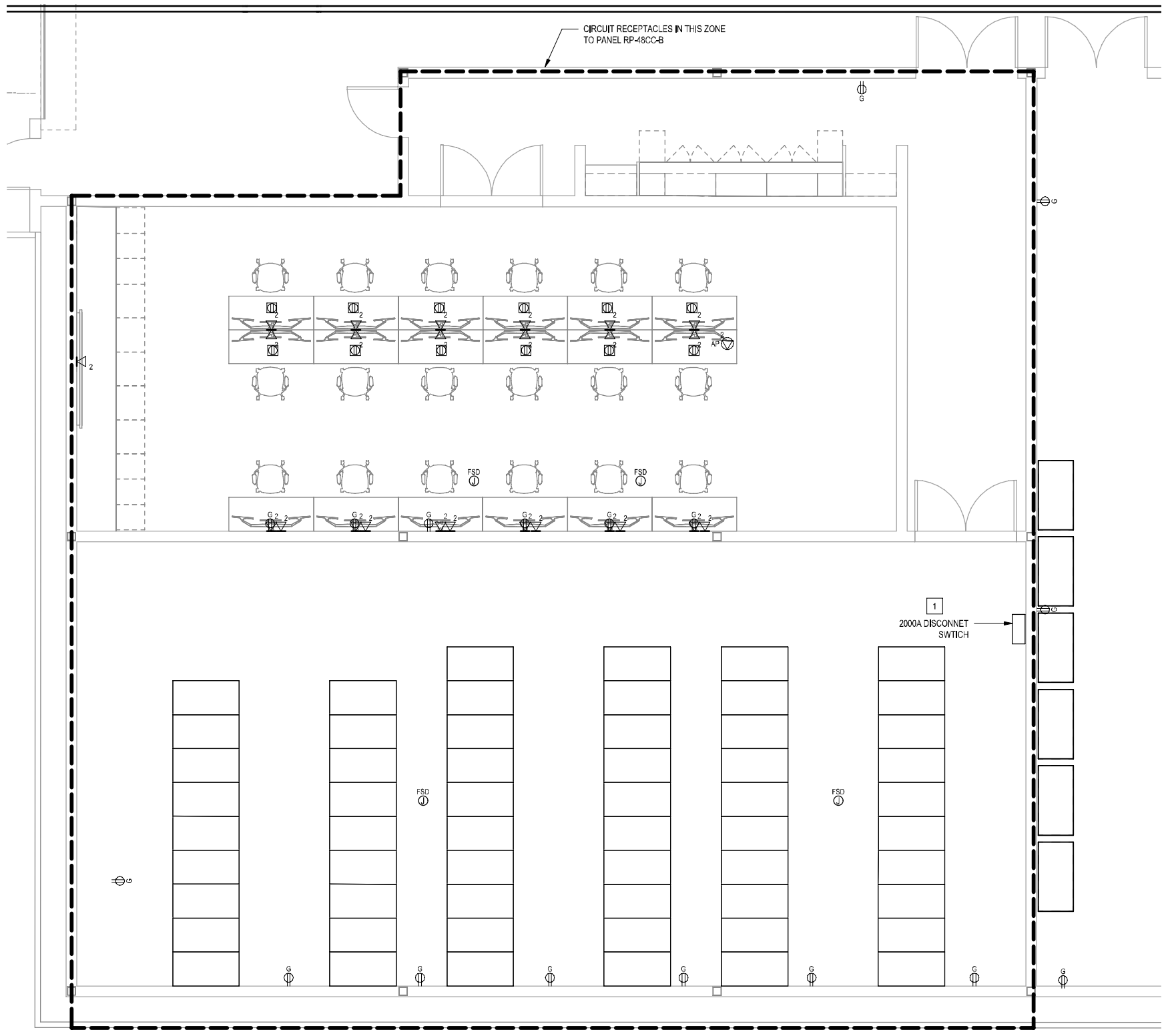

1 CONTROL ROOM POWER PART PLAN
1/4" = 1'-0"

REV.	DATE	DESCRIPTION
1	07/27/18	30% FD SUBMISSION

REVISIONS

ARUP
Arup USA Inc
77 Water Street, New York NY 10005, T 212 896 3000
www.arup.com

Davis Brody Bond
Architects and Planners

PROJECT NORTH
N E S W

SCALE:
1/4" = 1'-0"
4 0 4 8
SCALE FEET

Fermilab
Long-Baseline Neutrino Facility

DESIGNED	II	ARUP
DRAWN	MT	ARUP
CHECKED	TS	ARUP

LBNF-FSCF-BSI
UNDERGROUND, ELECTRICAL
CONTROL ROOM POWER PART PLAN

DRAWING NO. 15-1-6K U1-FD-E-703 REV. 1

07/27/18

C:\Documents\Autodesk\LBNF_UG_ARUP_R2018_MEP_central_Chris.Muller.rvt

7/27/2018 2:20:35 PM

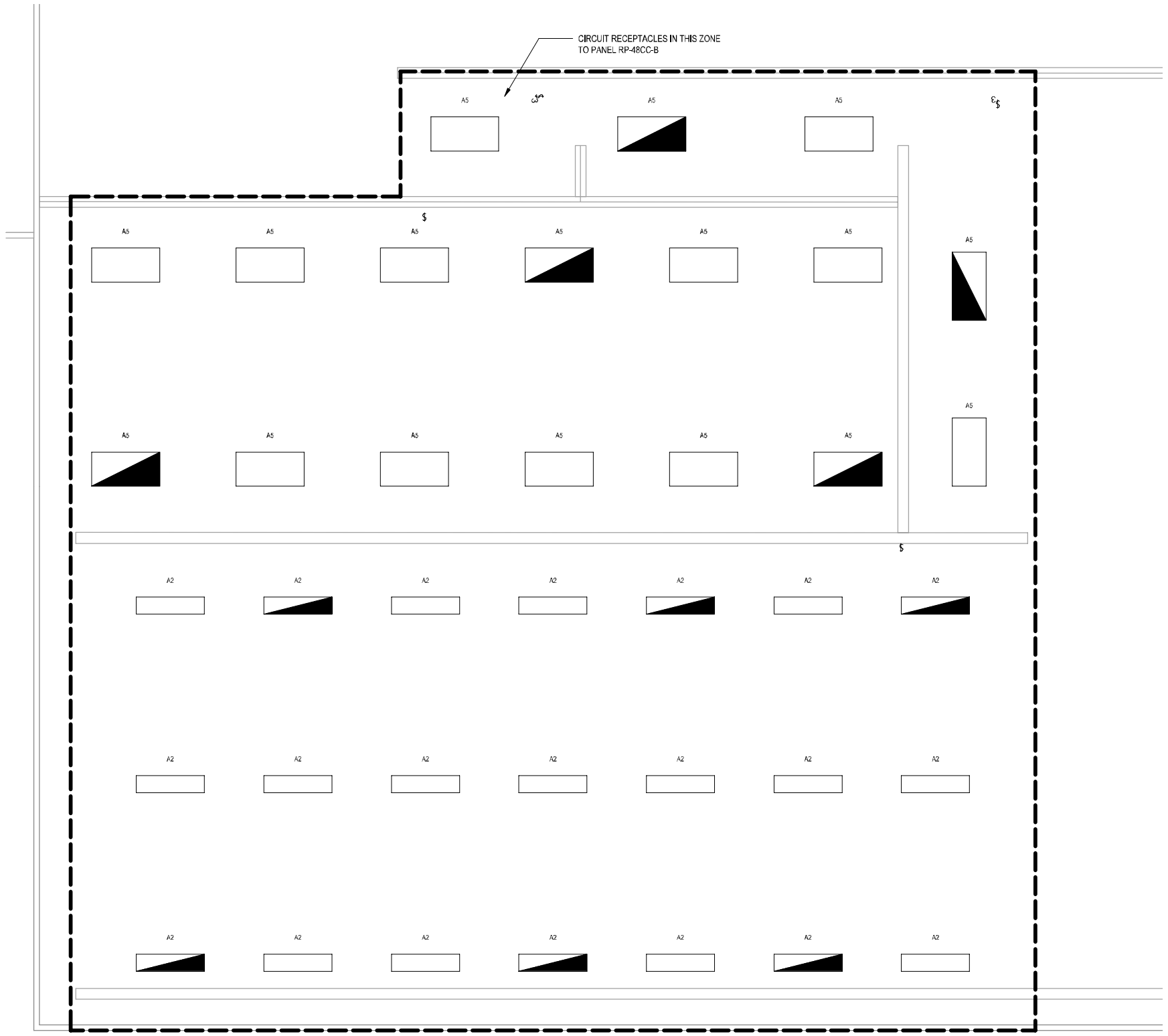

1 CONTROL ROOM LIGHTING PART PLAN
1/4" = 1'-0"

C:\Documents\Autodesk\LBNF_UG_ARUP_R2018_MEP_central_Chris.Muller.rvt

7/27/2018 2:27:30 PM

REV.	DATE	DESCRIPTION
1	07/27/18	30% FD SUBMISSION

REVISIONS

ARUP
Arup USA Inc
77 Water Street, New York NY 10005, T 212 896 3000
www.arup.com

Davis Brody Bond
Architects and Planners

PROJECT NORTH
N E S W

SCALE:
1/4" = 1'-0"
4 0 4 8
SCALE FEET

Fermilab
Long-Baseline Neutrino Facility

DESIGNED	II	ARUP
DRAWN	MT	ARUP
CHECKED	TS	ARUP

LBNF-FSCF-BSI
UNDERGROUND, ELECTRICAL
CONTROL ROOM LIGHTING PART PLAN

DRAWING NO. 15-1-6K U1-FD-E-704 REV. 1

07/27/18

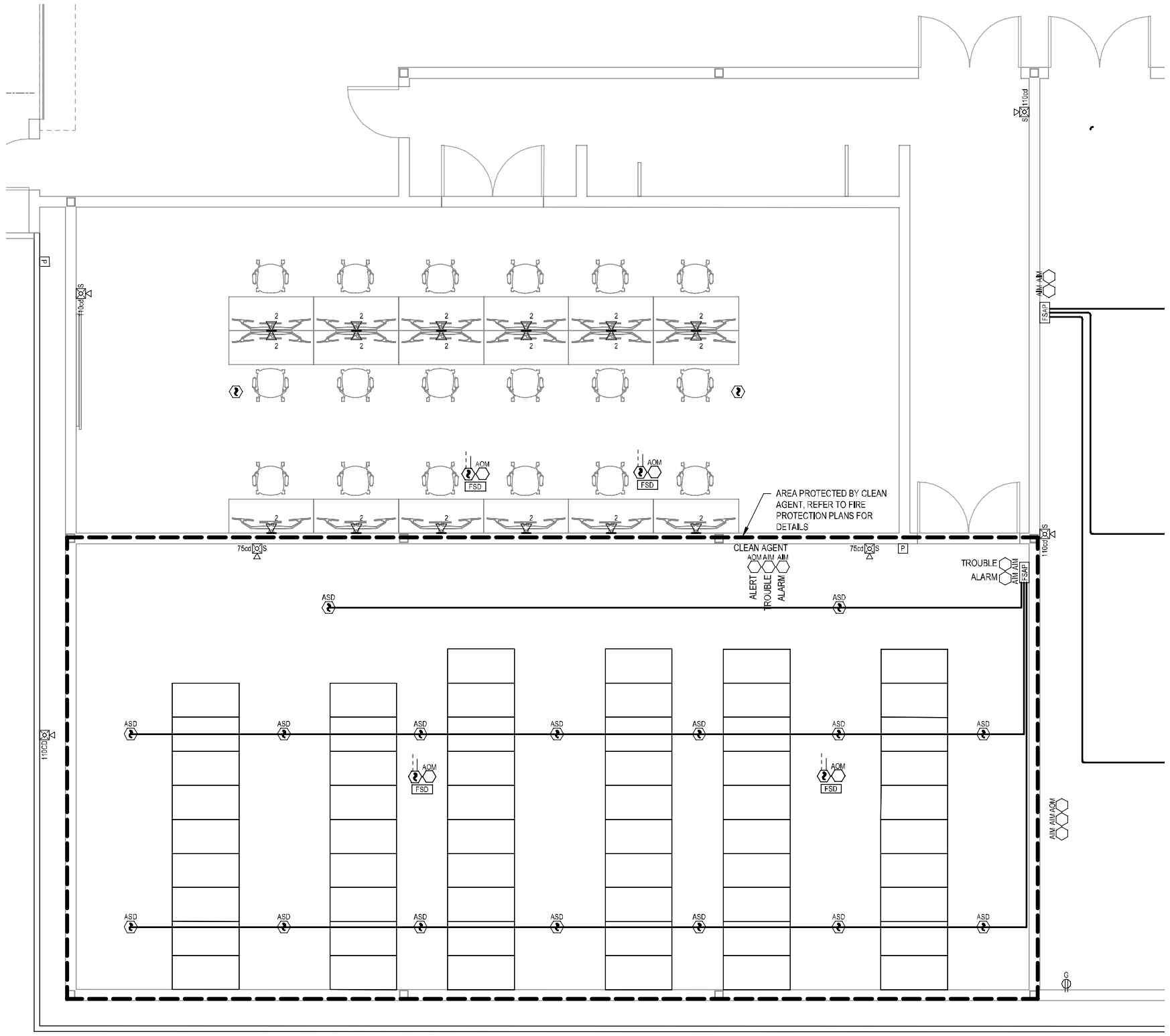

1 CONTROL ROOM FIRE ALARM PART PLAN
1/4" = 1'-0"

C:\Documents\Autodesk\LBNF_UG_ARUP_R2018_MEP_central_Chris.Muller.rvt

7/27/2018 2:27:36 PM

REV.	DATE	DESCRIPTION
1	07/27/18	30% FD SUBMISSION

REVISIONS

ARUP
Arup USA Inc
77 Water Street, New York NY 10005, T 212 896 3000
www.arup.com

Davis Brody Bond
Architects and Planners

PROJECT NORTH
N E S W

SCALE:
1/4" = 1'-0"
4 0 4 8
SCALE FEET

Fermilab
Long-Baseline Neutrino Facility

DESIGNED	II	ARUP
DRAWN	MT	ARUP
CHECKED	TS	ARUP

LBNF-FSCF-BSI
UNDERGROUND, ELECTRICAL
CONTROL ROOM FIRE ALARM PART PLAN

DRAWING NO. 15-1-6K U1-FD-E-705 REV. 1

07/27/18

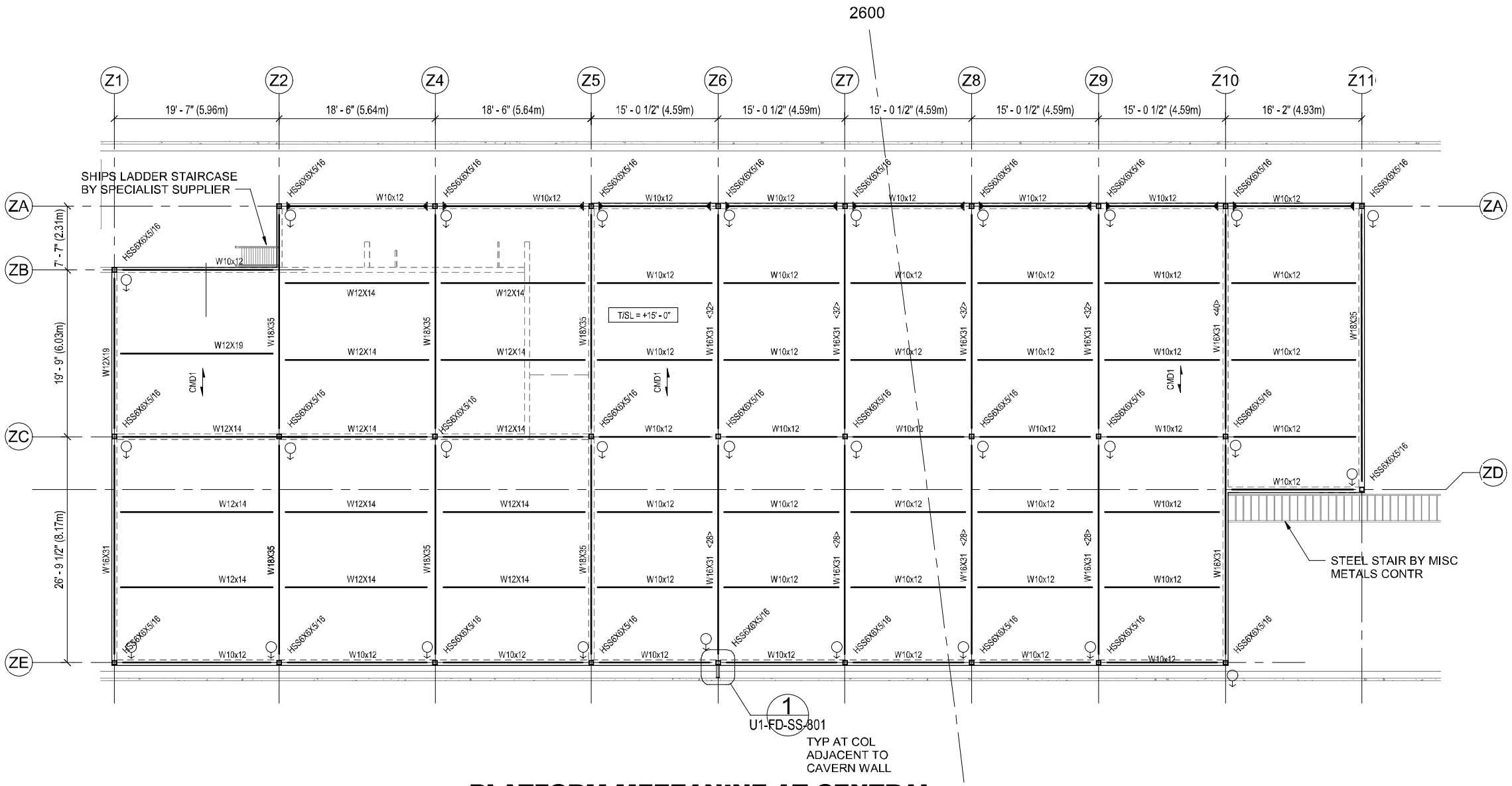

PLATFORM MEZZANINE AT CENTRAL CHAMBER

SCALE: 1/8" = 1'-0"

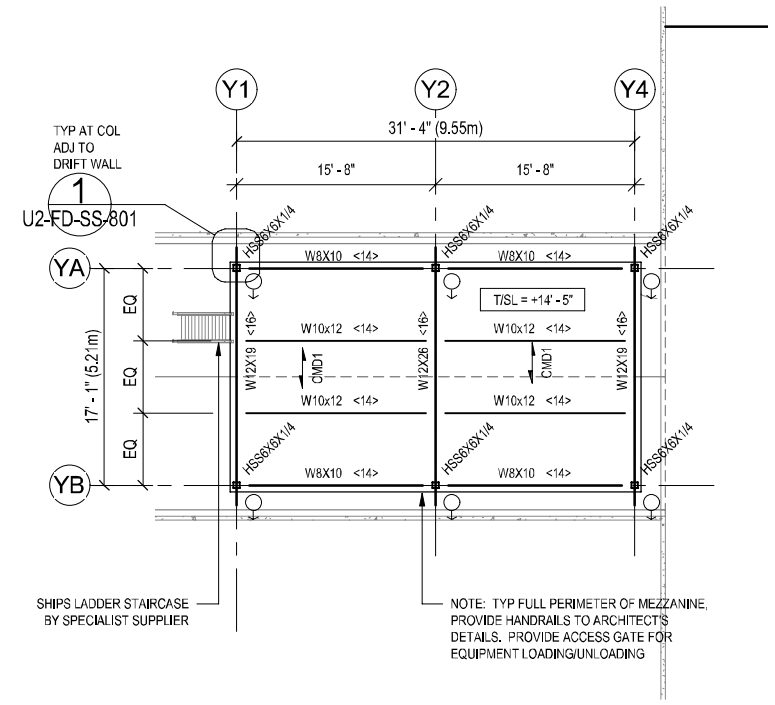

PLATFORM MEZZANINE AT EXPERIMENT CAVERN DRIFT CONNECTION

SCALE: 1/8" = 1'-0"

TYPICAL PLAN SHEET NOTES

1. REFER TO DRAWINGS 001 AND 002 FOR GENERAL NOTES AND SYMBOLS AND ABBREVATIONS.
2. REFER TO 700 SERIES DRAWINGS FOR STRUCTURAL STEEL AND CONCRETE TYPICAL DETAILS.
3. CMD1 DENOTES 2" NORMALWEIGHT CONCRETE ON 3" - 18 GAGE COMPOSITE METAL DECK. SEE TYPICAL METAL DECK DETAIL FOR CONCRETE REINFORCING.
4. FOR LAYOUT OF MEP AND ITC SERVICES, REFER TO RELEVANT DISCIPLINE DRAWINGS.
5. PROVIDE LOCALIZED LEG SUPPORTS FOR POINT LOADS IN EXCESS OF 800#. FOR PRELIMINARY DESIGN ALLOW 0.5T OF TRIMMING STEEL TO COVER THESE SUPPORTS.
6. ALL STEEL BEAMS TO BE COMPOSITE. REFER TO NUMBER OF STUDS PER BEAM INDICATED ON PLAN. STUDS SHALL BE LOCATED 12" O.C. U.N.O.
7. CAMBER MAIN GIRDER AS INDICATED [C=X"] ON PLAN
8 ALL BEAMS TO BE EQUALLY SPACED U.N.O ON PLAN
9. MEZZANINES ARE DESIGNED FOR THE FOLLOWING DISTRIBUTED LOADS:
   - AT THE CENTRAL CHAMBER:
     LIVE LOAD: 100 PSF
     SUPERIMPOSED DEAD LOAD: 20 PSF
   - AT THE EXPERIMENT CAVERN DRIFT CONNECTION:
     LIVE LOAD: 100 PSF
10. STAIRS AND RAILINGS ARE DESIGN-BUILD COMPONENTS BY OTHERS, REFER TO SPECIFICATION SECTION 055119 AND 055213 FOR LOAD CRITERIA.

REV.	DATE	DESCRIPTION
1	07/27/18	30% FD SUBMISSION

REVISIONS

ARUP
Arup USA Inc
77 Water Street, New York NY 10005, T 212 896 3000
www.arup.com

Davis Brody Bond
Architects and Planners

PROJECT NORTH
W E S

SCALE:
1/8" = 1'-0"
8 0 8 16
SCALE FEET

Fermilab
Long-Baseline Neutrino Facility

DESIGNED	IB	ARUP
DRAWN	KS	ARUP
CHECKED	KS	ARUP

LBNF-FSCF-BSI
UNDERGROUND, STRUCTURAL
STRUCTURAL PART PLANS 1
PHASE 1

DRAWING NO. **15-1-6K U1-FD-SS-401** REV. **1**

07/27/18

C:\Documents\Autodesk\LBNF_UG_ARUP_R2018_Structural_central_Chris.Muller.rvt
7/27/2018 10:39:34 AM