

Zimányi `09 Winter School on Heavy Ion Physics

Significant in-medium reduction of the mass of η' mesons in $\sqrt{s_{NN}}$= 200 GeV Au+Au collisions at RHIC

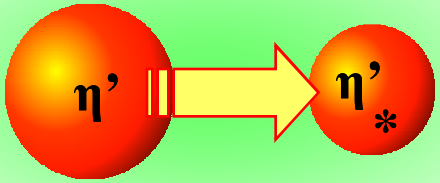

Róbert **Vértesi**[1], Tamás **Csörgő**[1,2], János **Sziklai**[1]

[1]**MTA KFKI RMKI**, Budapest Hungary
[2]**Department of Physics, Harvard University**, Cambridge USA

arXiv:0912.0258 [nucl-ex]

KFKI Budapest, 12/03/2009

Outline

- Introduction
  - Chiral symmetry breaking in the (three-)quark model
  - Symmetry restoration and the η' mass reduction
- Experimental signatures
  - Dilepton spectra in Heavy Ion Collisions
  - η' mass through $\pi^{\pm}$ Bose-Einstein correlations
  - RHIC vs. SPS
- Analysis
  - Simulating the spectra and correlations
  - Fitting the data
  - Systematics
- Results & conclusion

Chiral Symmetry Breaking

- The three-quark model
  - SU(3) flavor-symmetry
  - Spontaneously broken
    => 9 Goldstone bosons
  - Corresponding to light mesons
    - There are only 8! (Meson-octet)

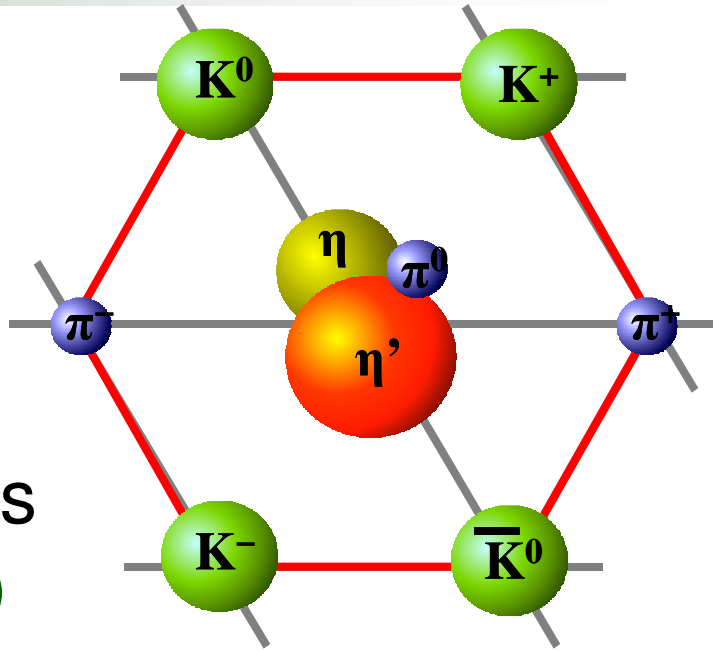

- $U_A(1)$ chiral symmetry explicitly broken
  - Distinct topological vacuum-states
  - Tunneling ←→ quasiparticles (instantons)
  - 9th boson gains mass – η' (958 MeV)

Restoration of the Symmetry in a Hot, Dense Medium

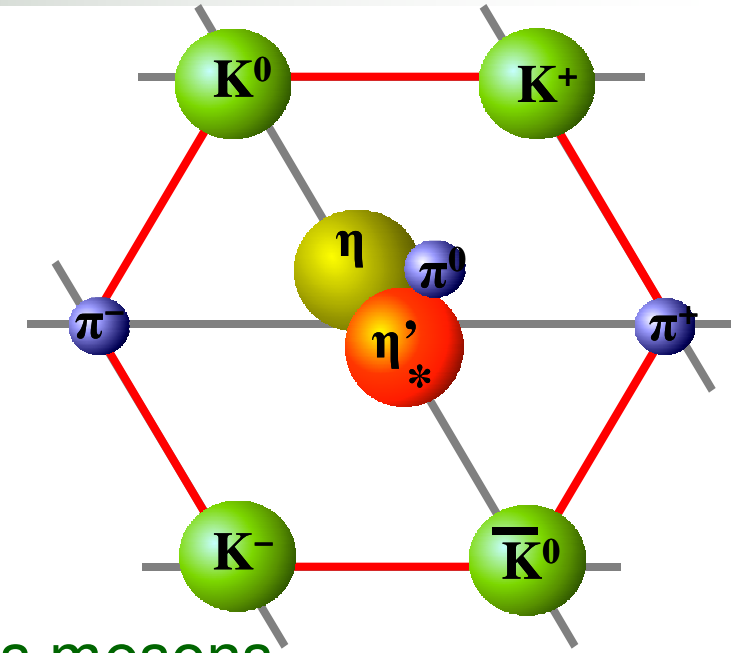

- High energy densities
  - Strong coupling α_s drops
  - Nontrivial topology vanishes
  - $U_A(1)$ no more broken
  - SU(3) restored

  Remark:

  From SSB, One expects massless mesons. However, the flavour symmetry is inexact.

- Mass reduction

$$m_{\eta'} = m_0 + \Delta m$$

Lower bound (Gell-Mann – Okubo): $m_0^2 = \frac{1}{3}\left(2m_K^2 + m_\pi^2\right); m_0 \approx 400 MeV$

Upper bound (S,NS isosinglet eigenstat $m_S^2 = 2m_K^2 + m_\pi^2; \quad m_S \approx 700 MeV$

Δm is the extra mass from instantons in a not-so-dense medium

Signature: Particle multiplicity

- Hagedorn-model
  - Production of a light meson

    $\sigma_i \sim (m/2\pi)^{3/2} e^{-m/T_H}$ T_H~160 MeV Hagedorn-temperature
  - Originally, η' mesons are rare: $N_{\eta'} / N_{\pi^0} \sim 2\text{x}10^{-2}$
- In case of a possible mass drop:
  - With a strongly reduced η' mass: $N_{\eta'} / N_{\pi^0} \sim 1$
    - An enhancement of a factor of 50 at maximum
    - Increased weight of strange states, rather 3 to 16
- Consequence of the reduced mass:

  An increased abundance of η' mesons

The η' through Phase Transition

- Hadronization
  - η' meson production with a reduced mass, thus with an increased multiplicity
- Decoupling from non-Goldstonic matter
  - Mean free path for annihilation is large
  - Long lived
- ”Condensate” in the medium
  - Low-p_T η' mesons are unable to get on-shell in the vacuum
  - Medium acts as a trap for low- p_T η‘ mesons
- As medium dissolves, the η's regain their original mass

The Return of the prodigal Goldstone boson. J. I. Kapusta, D. Kharzeev, L. D. McLerran Phys.Rev.D53:5028-5033,1996. arXiv:hep-ph/9507343

Channels of Observation

- Leptonic decay $\eta' \to \ell^+ \ell^- \gamma$
  - Increased η'/π proportion in the low-p_T range
  - Excess in the $\ell^+\ell^-$ spectrum under the ρ mass
- η meson (BR=45%) $\eta' \to \eta \pi^+ \pi^-$ $\eta \to \pi^0 \pi^+ \pi^-$
  - Enhancement of η production
  - BEC of charged pions
    - Sensitive to the sources of the pions
- Direct measurement? $\eta' \to \gamma\gamma$
  - Would be convincing, however, poor S/B ratio ($\pi^0 \to \gamma\gamma$)

HBT effect (BEC)

- Discovered and still used in Astrophysics
- Consider two plain vawes: $\Psi_1 = \mathrm{e}^{-ik_1x_1}$

  $\Psi_2 = \mathrm{e}^{-ik_2x_2}$
- Bosons: symmetrization needed

$$\Psi_{1,2} = \frac{1}{\sqrt{2}}(\mathrm{e}^{-ik_1x_1}\mathrm{e}^{-ik_2x_2} + \mathrm{e}^{-ik_1x_2}\mathrm{e}^{-ik_2x_1})$$

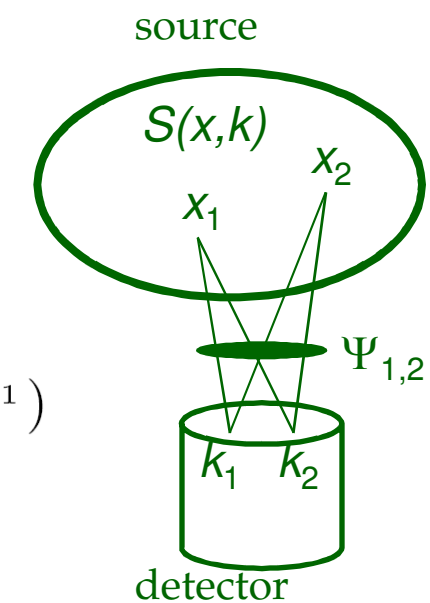

- Spectra: $N_1(k_1) = \int S(x_1,k_1)|\Psi_1|^2 \mathrm{d}x_1$

$$N_2(k_1,k_2) = \int S(x_1,k_1)S(x_2,k_2)|\Psi_{1,2}|^2 \mathrm{d}x_1\mathrm{d}x_2$$

- Correlation:

$$C(k,\Delta K) = \frac{N_2(k_1,k_2)}{N_1(k_1)N_2(k_2)} \qquad \Delta K = k_1 - k_2 \qquad k = (k_1+k_2)/2$$

Simplified picture: plain wave, no multiparticle-interactions, thermalization etc.

$\pi^{\pm}$ Correlations and the Core-Halo picture

- Pions from QM freezeout
  - Primordial (from phase transition)
  - Fast decaying resonances
  - Long-life resonances (ω,η,η',K_S^0) → **Halo**

  } **Core**

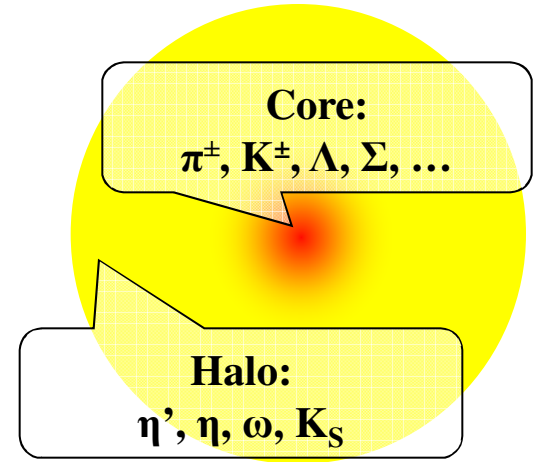

- Correlation

$$C(\Delta k, K) \simeq 1 + \lambda_* R_c(\Delta k, K) \qquad R_c(\Delta k, K) = \frac{|\tilde{S}_c(\Delta k, K)|^2}{|\tilde{S}_c(\Delta k = 0, K = p)|^2}$$

- Intercept $\lambda_*(m_t) = \left[\frac{N_{core}^{\pi^+}(m_t)}{N_{core}^{\pi^+}(m_t) + N_{halo}^{\pi^+}(m_t)} \right]^2$

$$N_{halo}^{\pi^+} = N_{\omega\to\pi^+} + N_{\eta\to\pi^+} + N_{\eta'\to\pi^+} + N_{K_S^0\to\pi^+}$$

$$N = C m_t^{\alpha} e^{-m_T/T_{eff}}, T_{eff} = T_{fo} + m\langle u_T \rangle^2$$

- Correlation measurent ↔ $\lambda^*(m_T)$ ↔ core–halo ratio

Simulating the Condensate

- Resonance ratios from different models
  ALCOR, FRITIOF, Kaneta *et al.*, Letessier *et. al.*, Stachel *et al.*, UrQMD.
- η' enhancement: $$\frac{N^*_{\eta'}}{N_{\eta'}} = \left(\frac{m^*_{\eta'}}{m_{\eta'}}\right)^{\alpha} e^{-\left(\frac{m^*_{\eta'} - m_{\eta'}}{T_{FO}}\right)}$$
- Restored η' mass $p^2_{T,\eta'} + m^2_{\eta'} = p^{*2}_{T,\eta'} + m^{*2}_{\eta'}$
  - If $p^*_{T_{\eta'}} < \sqrt{m^2_{\eta'} - m^{*2}_{\eta'}}$, the η' can't get on-shell; a M-B distribution is assumed:
    $$f(p_x, p_y) = \left(\frac{1}{2\pi m_{\eta'} B^{-1}}\right) \exp\left(-\frac{p_x^2 + p_y^2}{2 m_{\eta'} B^{-1}}\right) \quad ; \quad p^2_{T,\eta'} = p_x^2 + p_y^2$$
- Parameters
  - From measurements $T_{FO} = 177$ MeV, $\langle u_T \rangle = 0.48$
  - Conservative assumption $T_{FO}^{\eta'} = T_{FO}$ $T_{cond} = T_{FO}$
  - Hydrodynamical models α (related to the dimension of expansion)
  - Looked for: in-medium mass $m^*_{\eta'}$ inverse slope B^{-1}

SPS data and simulation: No signal

- Data:
  NA44 E_{Lab}=200 GeV S+Pb
- Resonances:
  FRITIOF
- Earlier, less refined modeling of condensate
- No sign of mass reduction

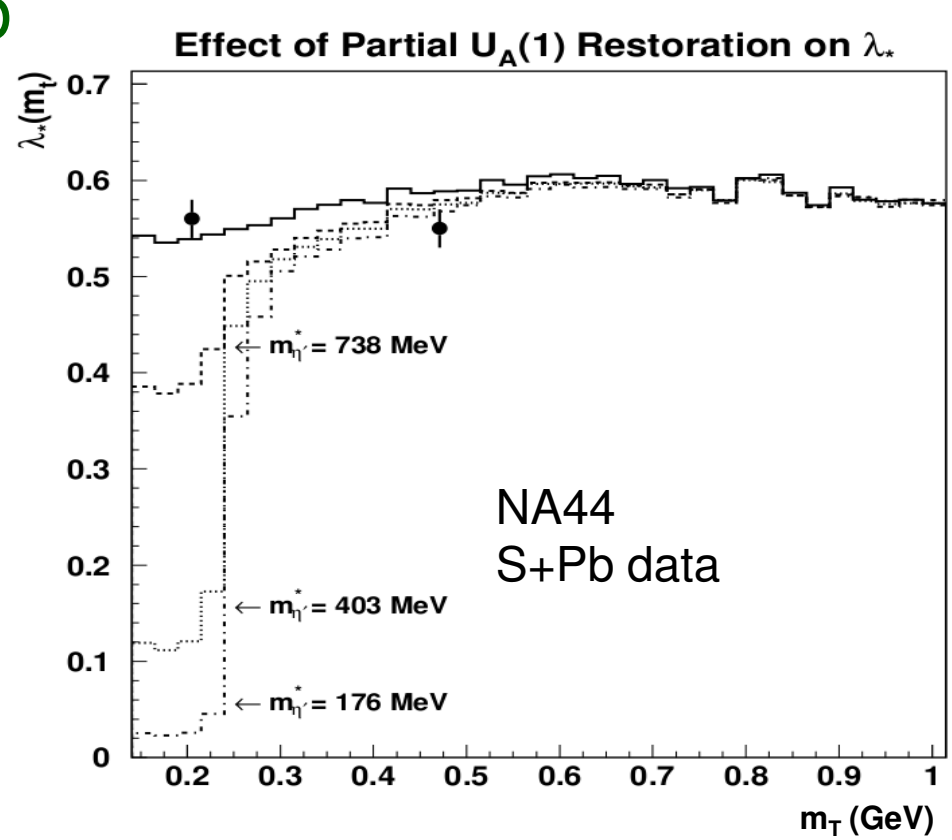

Signal of partial U(A)(1) symmetry restoration from two pion Bose-Einstein correlations
T. Csörgő, D. Kharzeev,, S.E. Vance. e-Print: hep-ph/9910436

RHIC data

- Properties
  - Central Au+Au $\sqrt{s_{NN}}$ = 200 GeV
  - Mid-rapidity
    PHENIX: $|\eta|<0.36$ STAR: $|\eta|< 0.50$
  - $\pi^+\pi^+$ correlation measurements
  - $\lambda^*(m_T)/\lambda^*_{max}$
    (different methods)

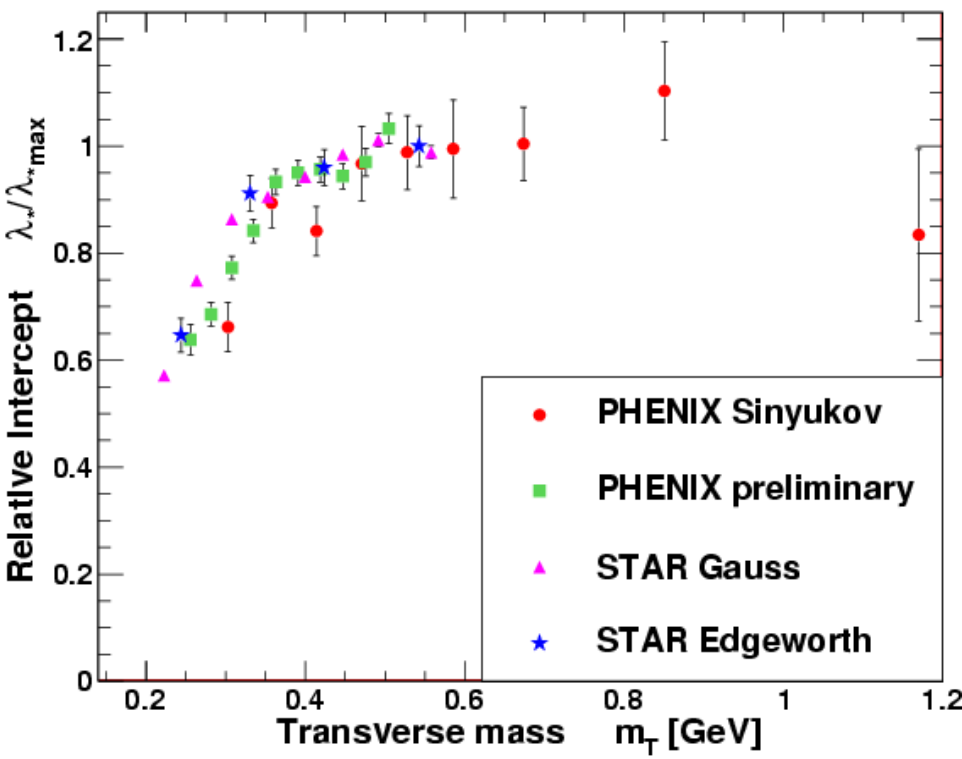

- Data used in the analysis
  - **PHENIX** Sinyukov 50%
  - **STAR** Edgeworth expansion
    (6th order, only even)

- Shown for comparison purposes
  - PHENIX preliminary
  - STAR Gauss

Finding the most likely mass

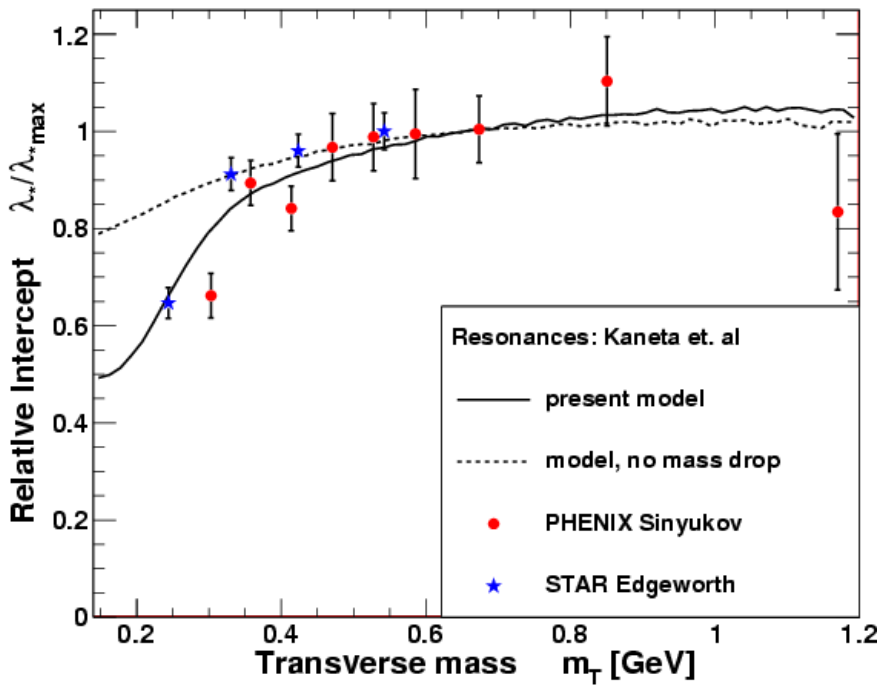

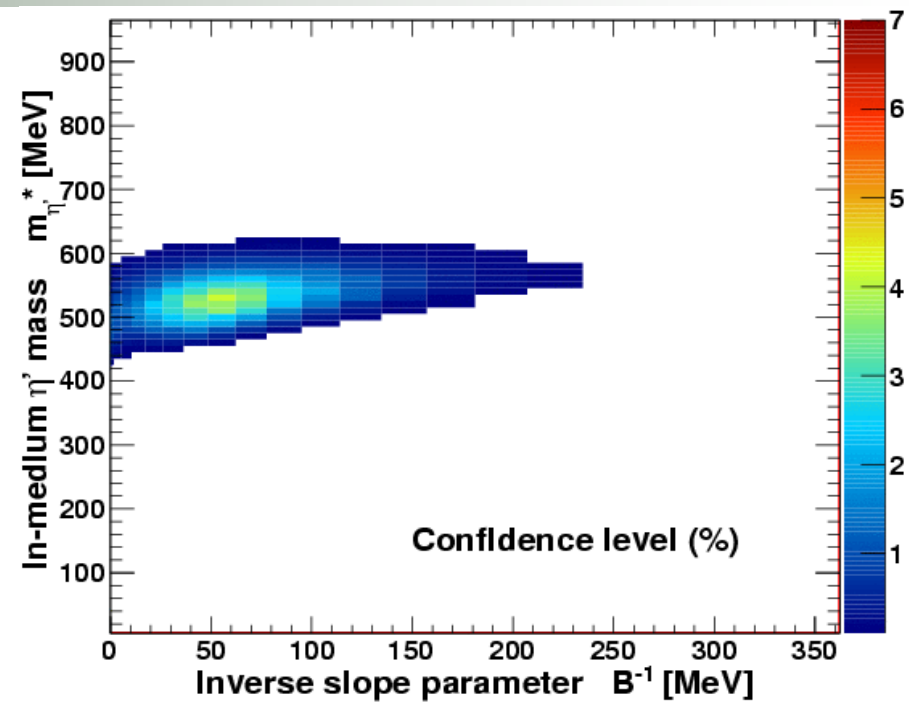

- Simulations all over the (B^{-1}, m*) plain
  - Altogether 17 x 1248 x 1000000 events simulated
  - *Here*: Resonance ratios of **Kaneta & Xu, arXiv:nucl-th/0405068**
- Mapping the confidence level
- Choose best $\lambda^*(m_T)/\lambda^*_{max}$ fit
  - *With the shown model*: $m_{\eta'}$*=530 MeV

Calculations vs. Prediction

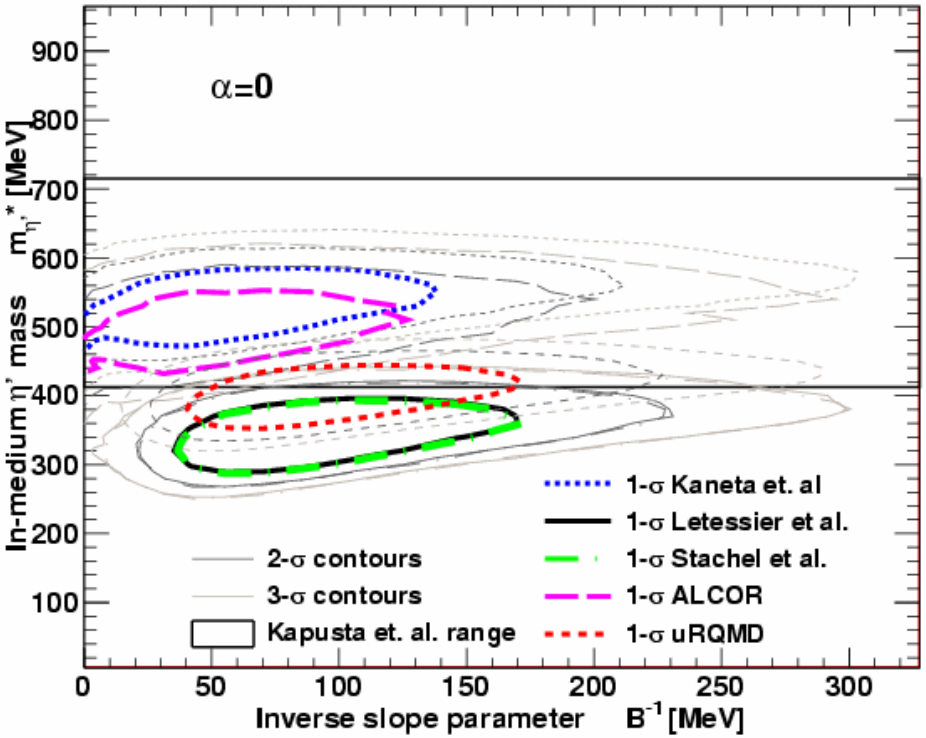

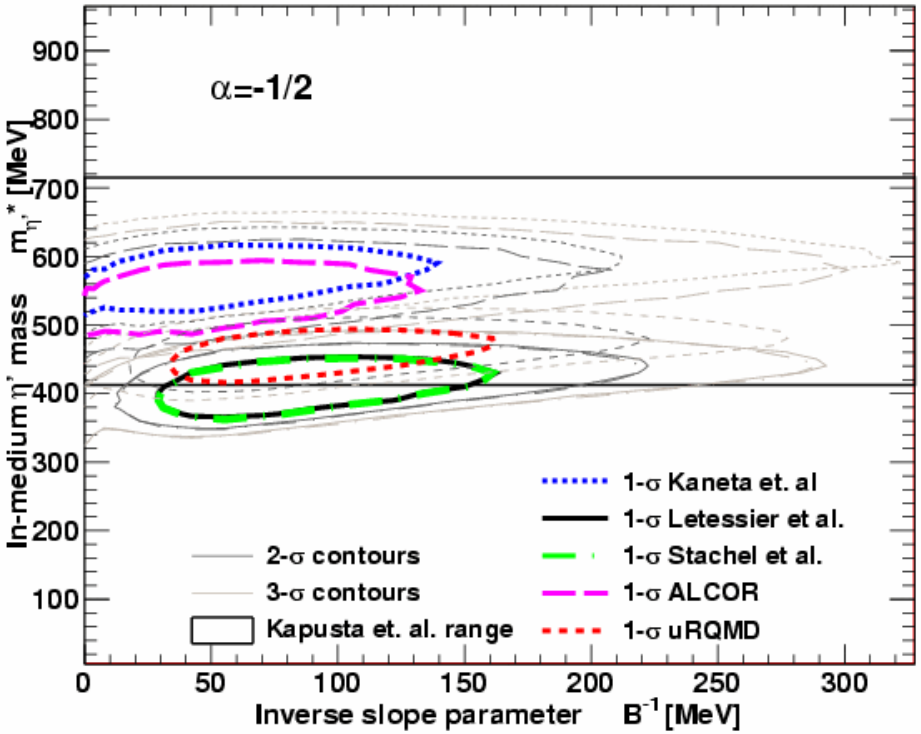

- Theoretical region: **Kapusta et al. arXiv:nucl-th/9507343**
- Sigma-contours from model calculations:
  either in agreement with theory, or slightly below
- Different α expansion exponents: systematic uncertainity

Systematics and Results

- Systematics
  - Largest uncertainity: models for resonance ratios
  - Modifying parameters in the widest reasonable range
    - $-1/2 \leq \alpha \leq +1/2$ (1)
    - $140 \text{ MeV} \leq T_{cond} \leq 220 \text{ MeV}$
    - $100 \text{ MeV} \leq T_{FO} \leq 177 \text{ MeV}$
  - Other systematics: y-cutoff, core-halo composition
- Best estimate: $m^*_{\eta'} = 340^{+50}_{-60}(\text{stat})^{+280}_{-140}(\text{model}) \pm 30(\text{syst})\,\text{MeV}$
- An upper boundary can be determined for the η' mass:
  No description of data possible when $m^*_{\eta'} > 730 \text{ MeV}$
  (An acceptable description means CL>0.1%)

Systematics – a Visual Summary

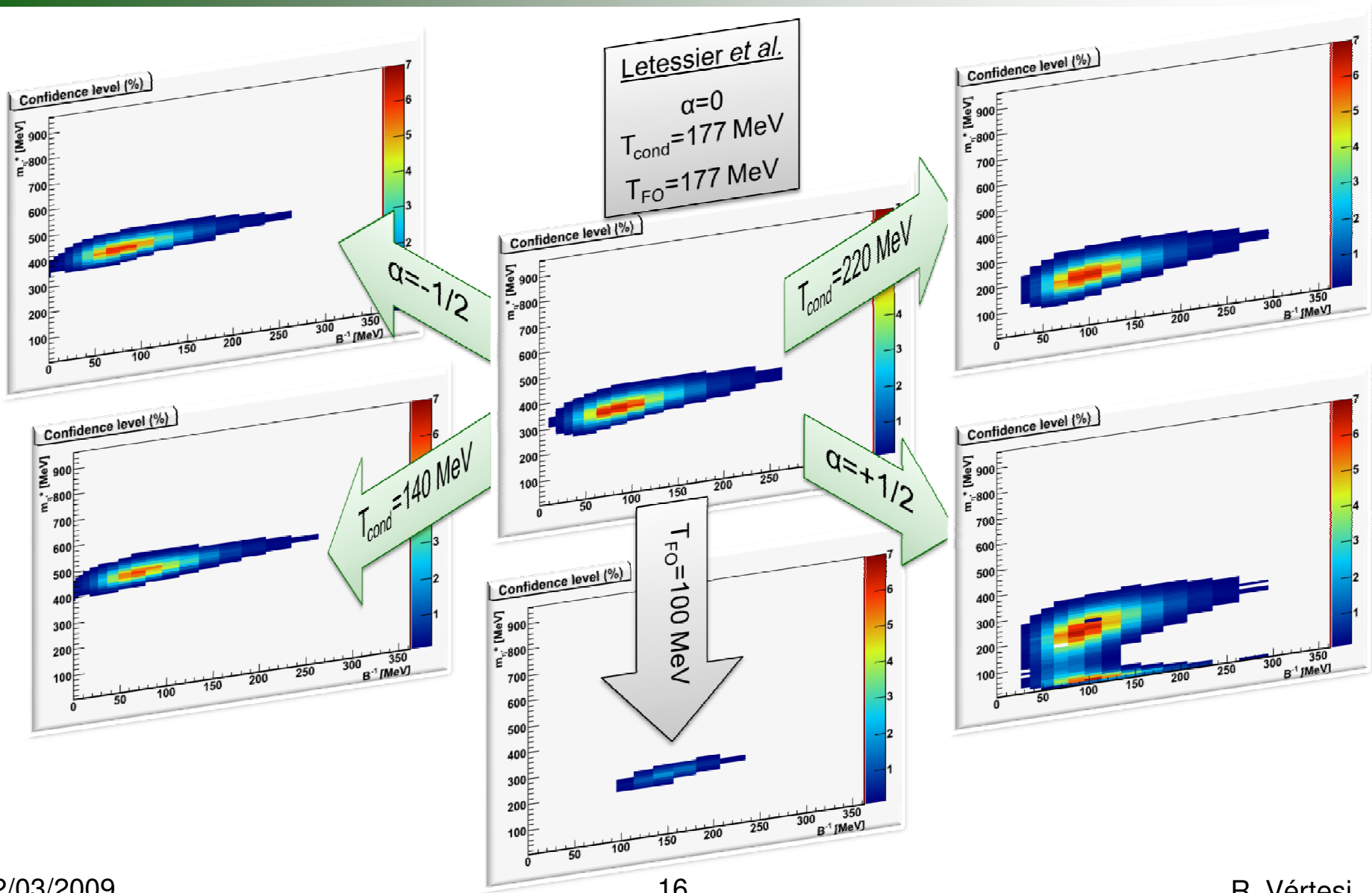

Dilepton Excess in CERES

- Original motivation

  Measurement

  Model calculations

  Excess

  in the range b/w the π and ρ mass

- Recently: other explanation

- but...

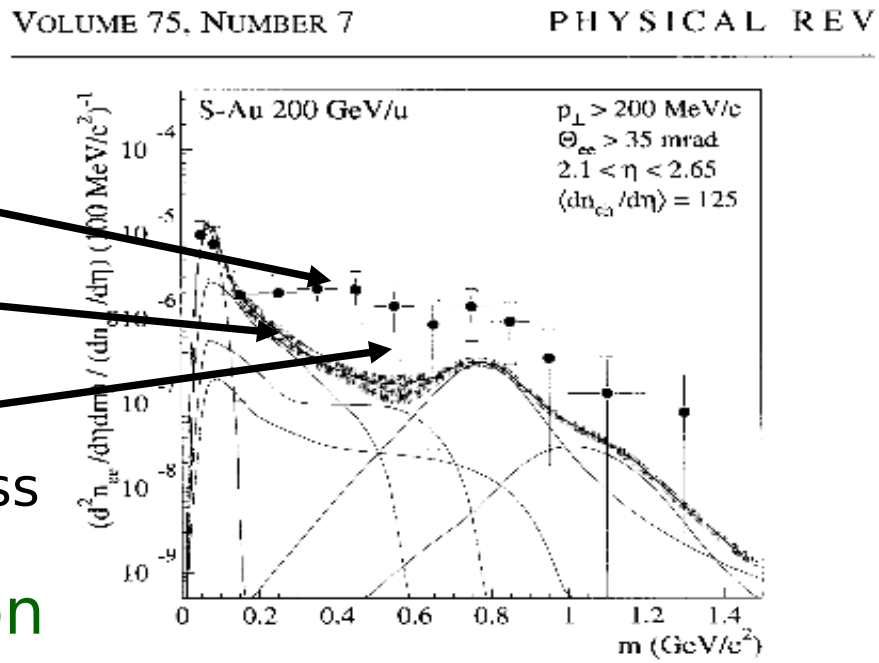

FIG. 4. Inclusive e^+e^- mass spectra in 200 GeV/nucleon S-Au collisions. For explanations see Fig. 2.

Invariant e+ e- pair yield measurements compared to hadronic model yields

e+ e- pair production in Pb - Au collisions at 158-GeV per nucleon. CERES cn. (G. Agakichiev et al.). Jun 2005. 39pp. Eur.Phys.J.C41:475-513,2005. e-Print: nucl-ex/0506002

Dilepton Excess in PHENIX

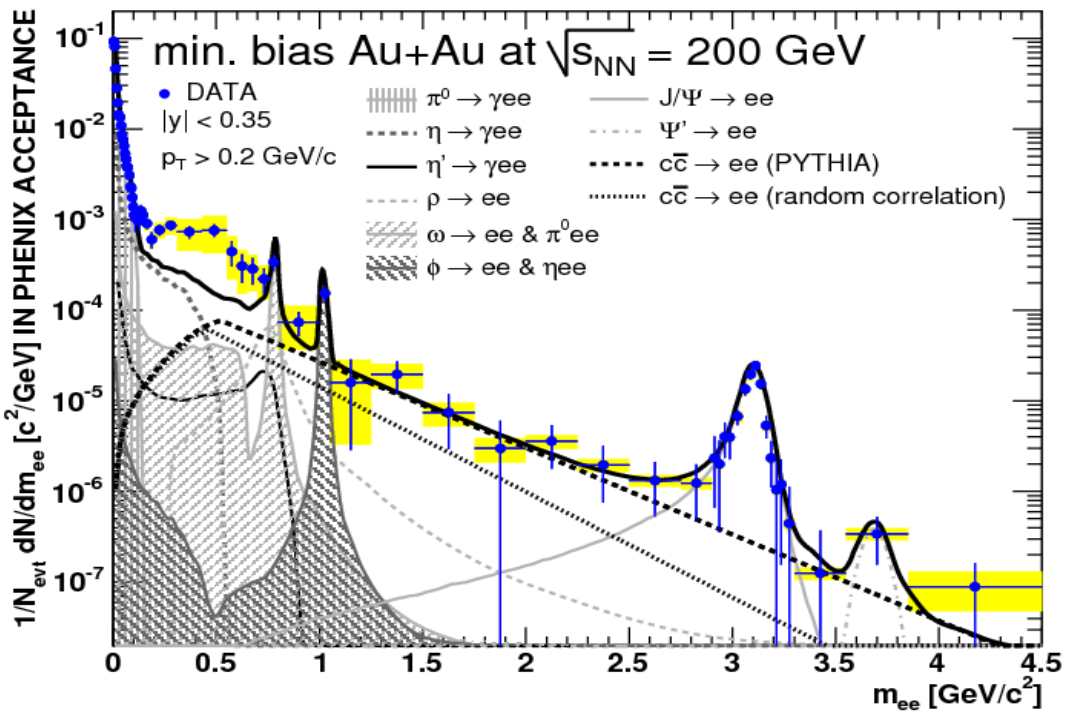

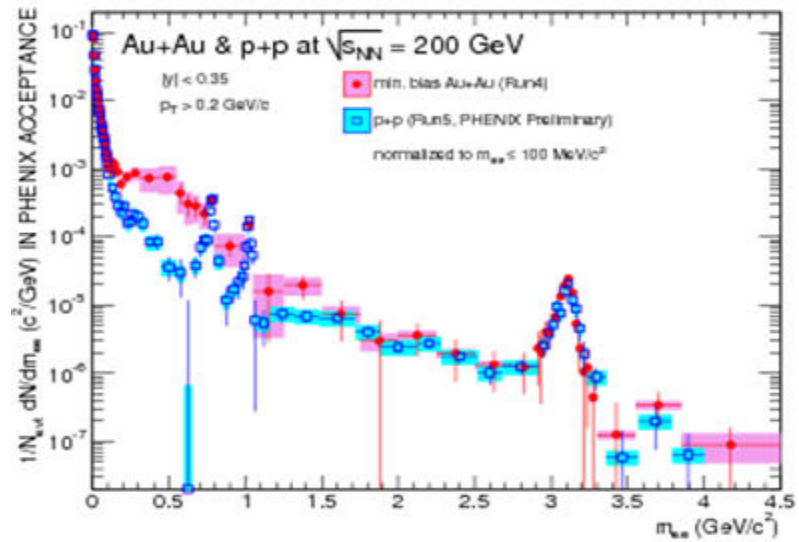

A. Adare *et al.* (PHENIX cn.)
Phys.Lett.B670:313-320,2009.

S. Afanasiev *et al.* (PHENIX cn.)
e-Print: arXiv:0706.3034

- Au+Au invariant e+ e- pair yield
  - Significant excess in PHENIX 200 GeV Au+Au measurements
  - Not present in p+p data – in accordance with hadronic models
  - Excess must be an effect of the hot, dense medium

The η' Spectrum

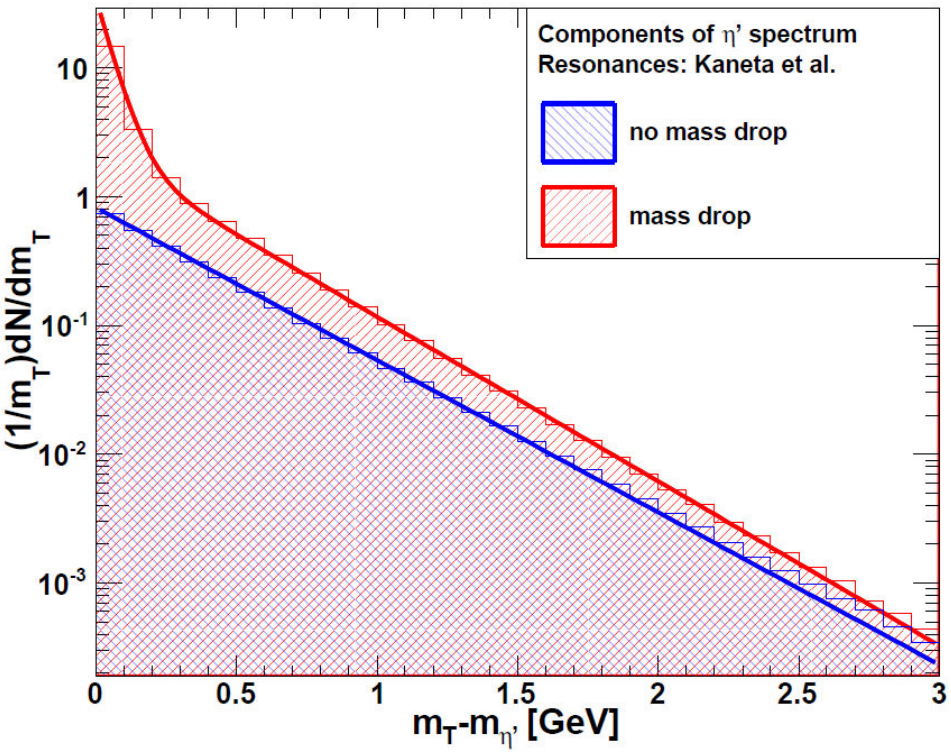

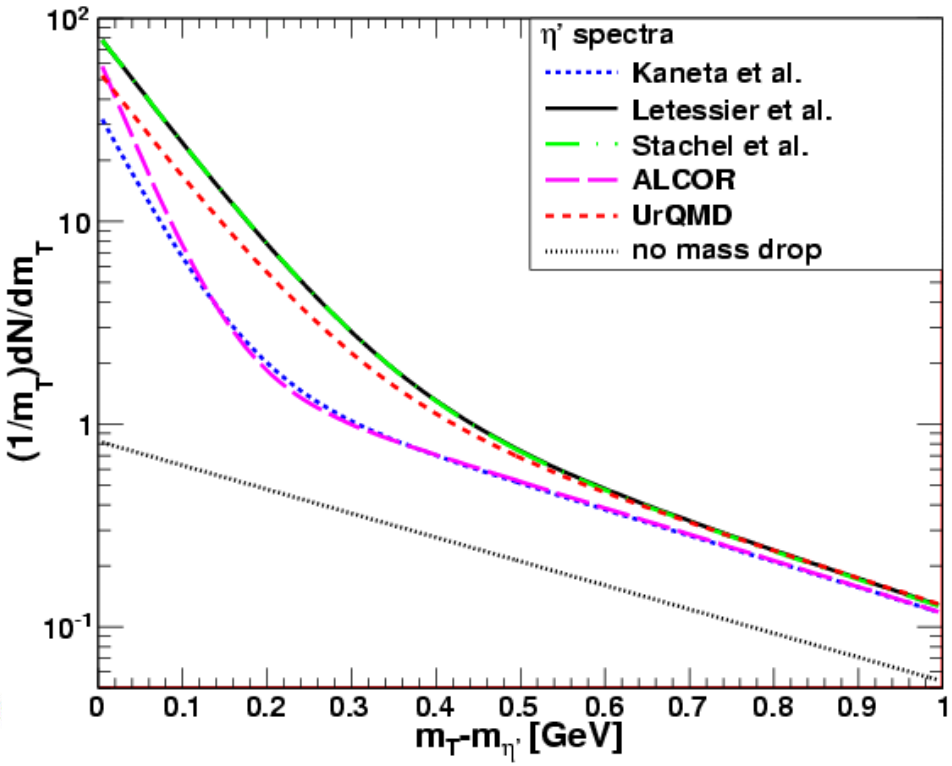

Left: Resonance ratios from **Kaneta – Xu** **arXiv:nucl-th/0405068**

- **An enhancement factor of ~24**, mostly at low-p_T
- Breaks m_T –scaling at low-p_T
- **Possible explanation of the dilepton excess ➔ needs check!**

Conclusion

$m^*_{\eta'} < m_{\eta'} - 220$ MeV

at the 99.9% confidence level

from PHENIX+STAR $\pi^+\pi^+$ correlation data + 6 models

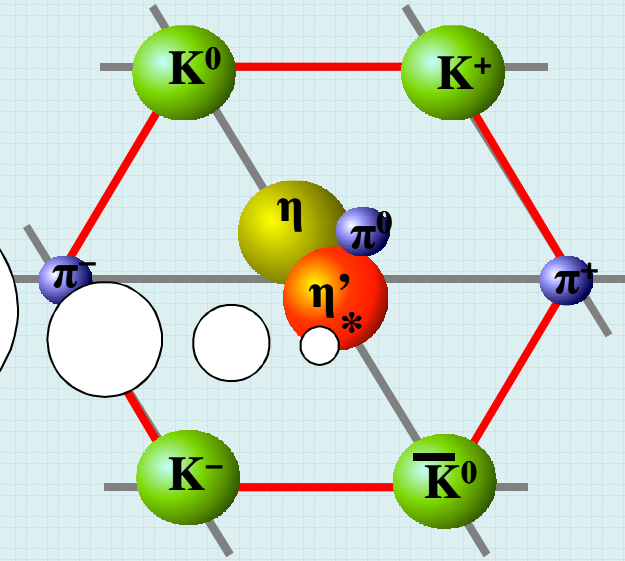

- **Cross-check with dilepton spectrum needed**
- **More λ^* data at low p_T is needed to reduce systematics**
- **Revitalize interest in chiral symmetry restoration**

The End

backup slides follow…

m_T-scaling

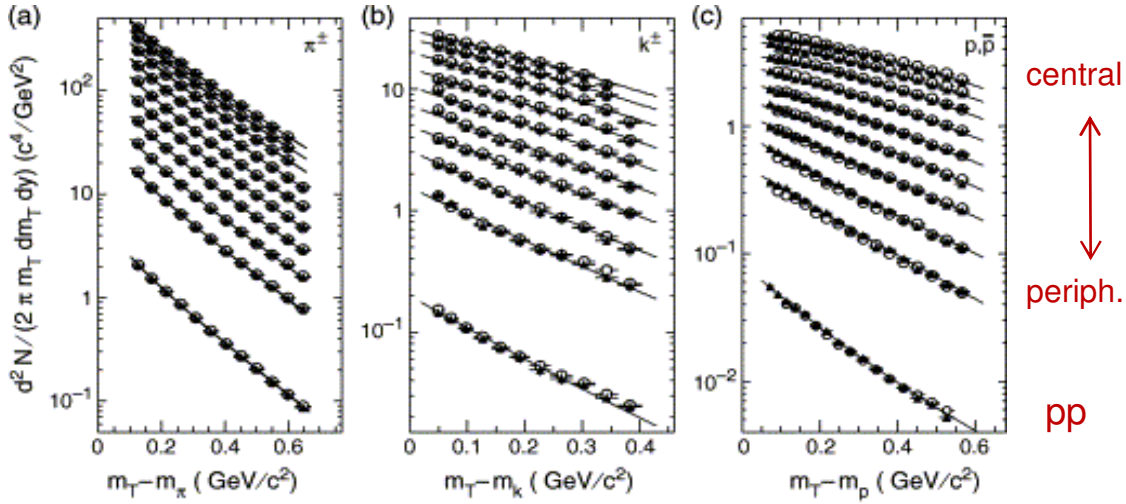

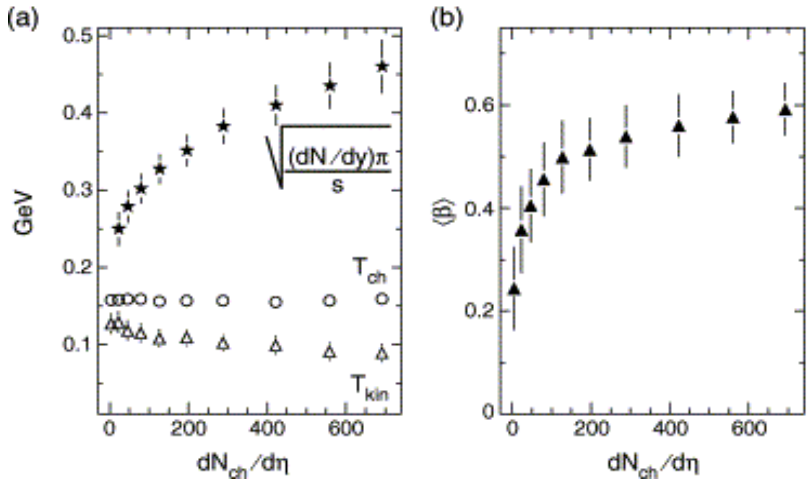

$$\frac{dN}{dp_t^2} \sim \exp\left(-\frac{m_t}{T}\right), \qquad m_t^2 = p_t^2 + m^2$$

E. Shuryak, Prog.Part.Nucl.Phys.53:273-303,2004.

η' mass: Fitted values

	Model Fits for PHENIX+STAR data					Parameters		
	ALCOR	Kaneta *et al.*	Letessier *et al.*	Stachel *et al.*	UrQMD	α	T_{cond}	T_{FO}
$m^*_{\eta'}$ (MeV)	490^{+60}_{-50}	530^{+50}_{-50}	340^{+50}_{-60}	340^{+50}_{-60}	400^{+50}_{-40}	0	177	177
B^{-1} (MeV)	42	55	86	86	86			
CL (%)	4.29	4.12	6.35	6.38	6.28			
$m^*_{\eta'}$ (MeV)	540^{+50}_{-40}	560^{+60}_{-30}	410^{+40}_{-40}	410^{+40}_{-40}	460^{+40}_{-40}	-0.5	177	177
B^{-1} (MeV)	55	55	86	86	86			
CL (%)	2.80	3.35	6.07	5.97	6.14			
$m^*_{\eta'}$ (MeV)			210			+0.5	177	177
B^{-1} (MeV)			86					
CL (%)			6.54					
$m^*_{\eta'}$(MeV)		620	460			0	140	177
B^{-1} (MeV)		42	69					
CL (%)		2.26	5.86					
$m^*_{\eta'}$(MeV)		440	200			0	220	177
B^{-1} (MeV)		69	104					
CL (%)		5.61	6.33					
$m^*_{\eta'}$(MeV)		410	240			0	177	100
B^{-1} (MeV)		145	145					
CL (%)		1.63	1.80					

TABLE II: Fitted values of the modified η' mass on the STAR+PHENIX combined dataset, for different resonance models and parameters. The Fritiof model has CL$<0.1\%$ and therefore not shown here. 1-σ boundaries of the fits are given only for $m^*_{\eta'}$ and for the $\alpha = 0$ and $\alpha = -0.5$ simulations, not for all the systematic checks.

η' mass: Acceptability boundaries

Dataset	Acceptability boundaries of model fits						Parameters		
	ALCOR	FRITIOF	Kaneta *et al.*	Letessier *et al.*	Stachel *et al.*	UrQMD	α	T_{cond}	T_{FO}
PHENIX	0—750	680—958	0—720	0—510	0—500	0—530	0	177	177
STAR	380—600	none	430—630	190—450	190—450	260—500			
PHENIX+STAR	380—590	none	420—620	260—430	260—430	330—470			
PHENIX	30—770	420—958	50—730	0—540	0—540	0—560	-0.5	177	177
STAR	470—630	none	500—650	300—500	300—500	360—540			
PHENIX+STAR	450—620	670—760	490—640	340—480	340—480	400—510			
PHENIX				0—450			+0.5	177	177
STAR				0—390					
PHENIX+STAR				0—390					
PHENIX			0—760	0—450			0	140	177
STAR			560—690	0—390					
PHENIX+STAR			540—680	0—360					
PHENIX			0—680	0—410			0	220	177
STAR			270—580	0—350					
PHENIX+STAR			290—560	100—320					
PHENIX			220—470	30—310			0	177	100
STAR			360—470	190—300					
PHENIX+STAR			370—440	200—280					

TABLE III: Acceptability boundaries of the modified η' mass on the PHENIX, STAR, and the STAR+PHENIX combined datasets, for different resonance models and parameters. A fit is considered acceptable if CL$\geq$ 0.1%. There is no model and no sane set of parameters that contradict with an $m^*_{\eta'} \leq 760$ MeV assumption for the combined PHENIX+STAR dataset. However, all the models except for the FRITIOF, the one that completely fails on the STAR dataset, require an $m^*_{\eta'} \leq 640$MeV.

Dilepton excess in details

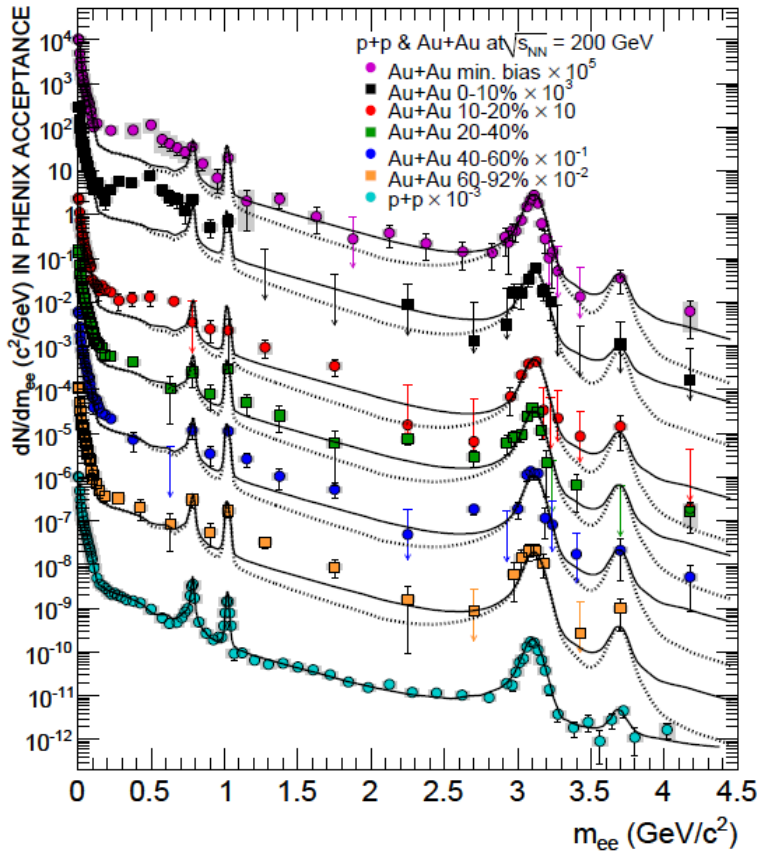

Fig.26: Invariant mass spectrum of e+e- pairs compared to expectations from the model of hadron decays for p+p and for different Au+Au centrality classes.

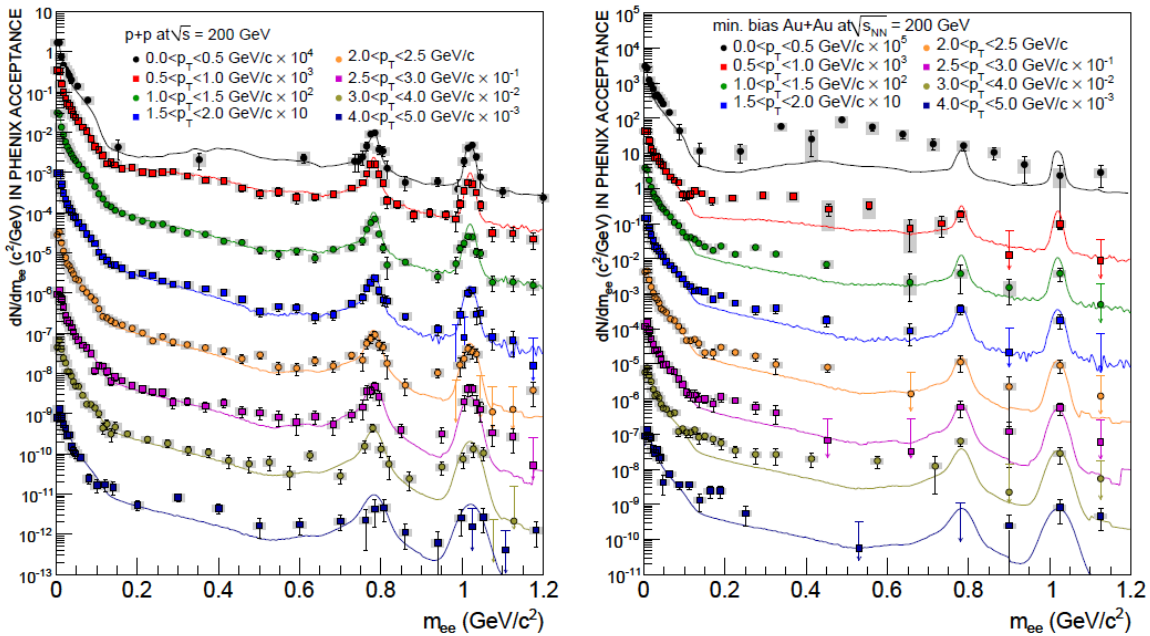

Fig.29: e+e- pair invariant mass distributions in p + p (left) and minimum bias Au+Au collisions (right). The pT ranges are shown in the legend.

Resonances: Kaneta-Xu vs. RHIC

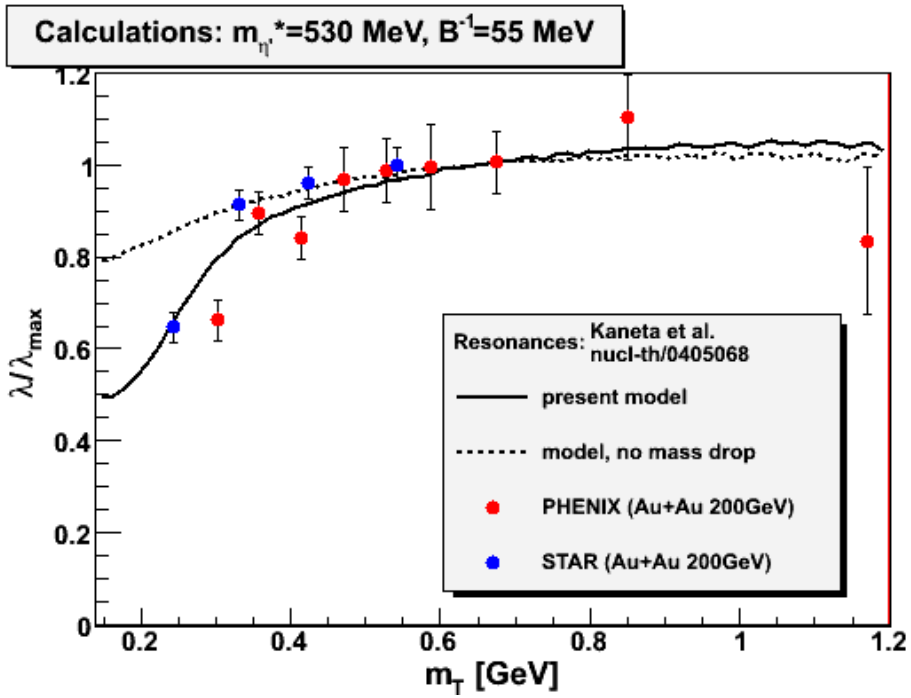

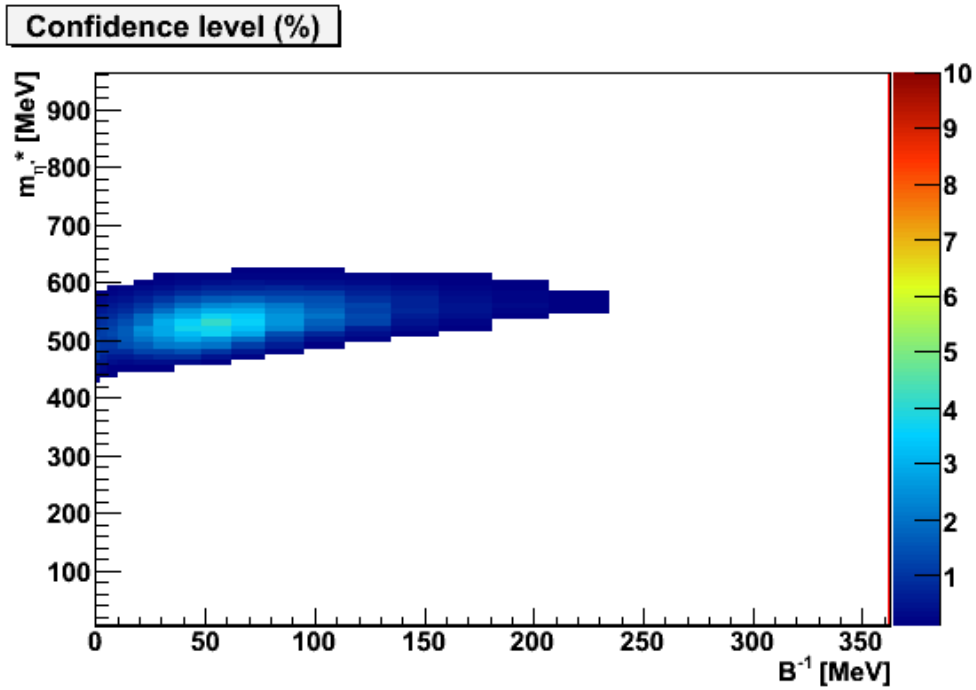

- Statistical chemical freezeout model
- Central mid-η 200 GeV Au+Au
- Describes PHENIX hadron spektrum well

Kaneta & Xu, arXiv:nucl-th/0405068

Resonances: Letessier-Rafelski vs. RHIC

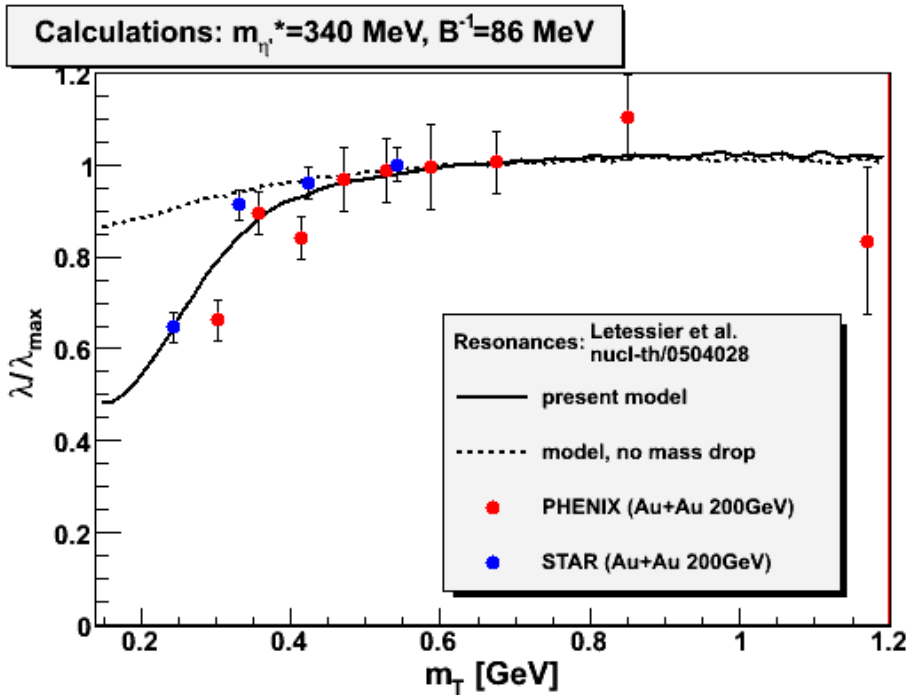

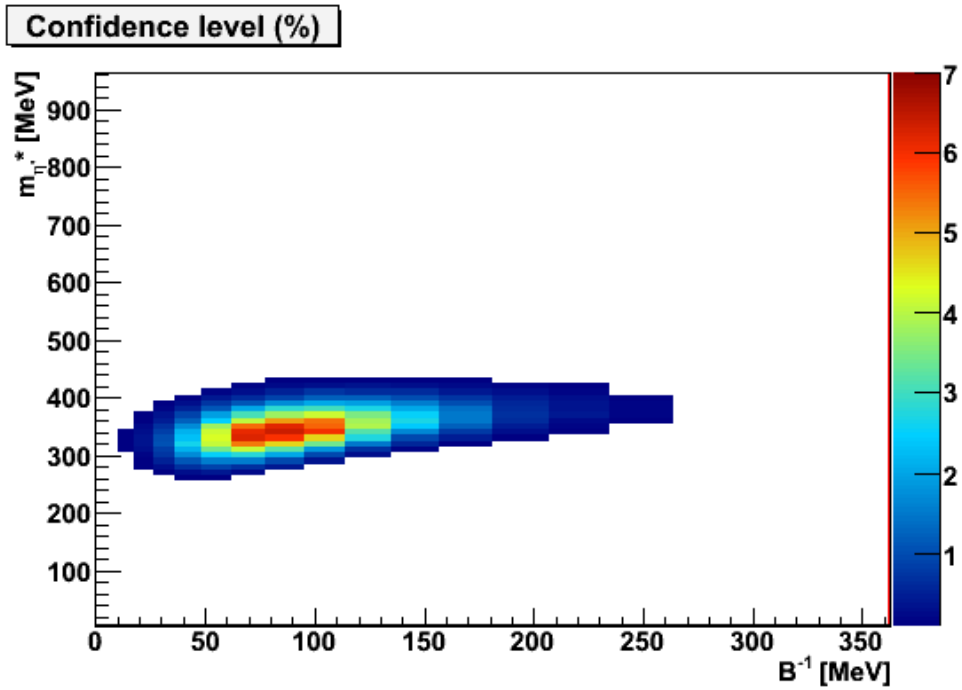

- Statistical chemical freezeout model
- Central mid-η 200 GeV Au+Au

J.Letessier J.Rafelski, arXiv:nucl-th/0504028

Resonances: ALCOR vs. RHIC

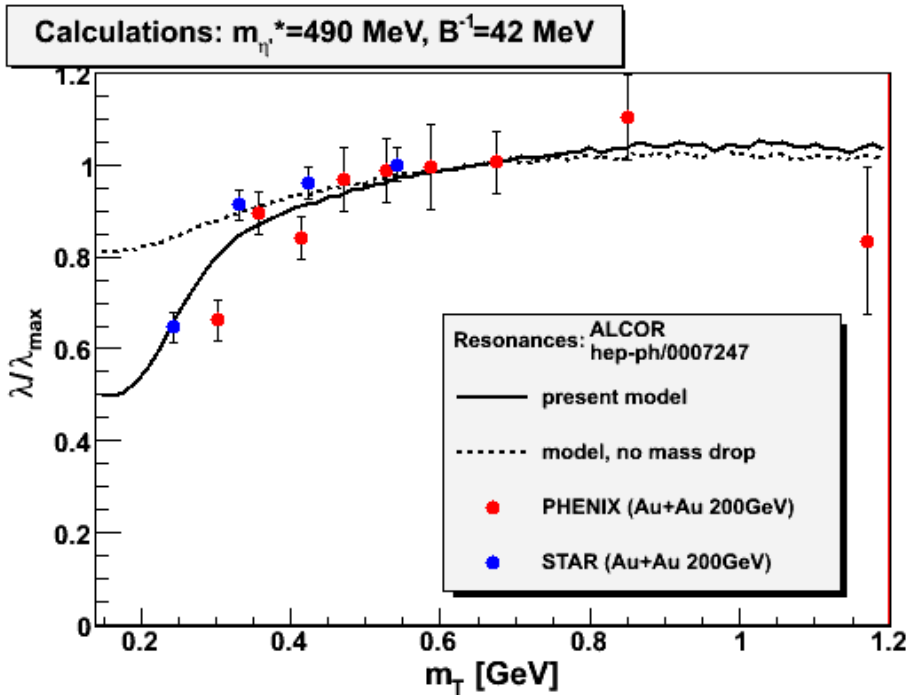

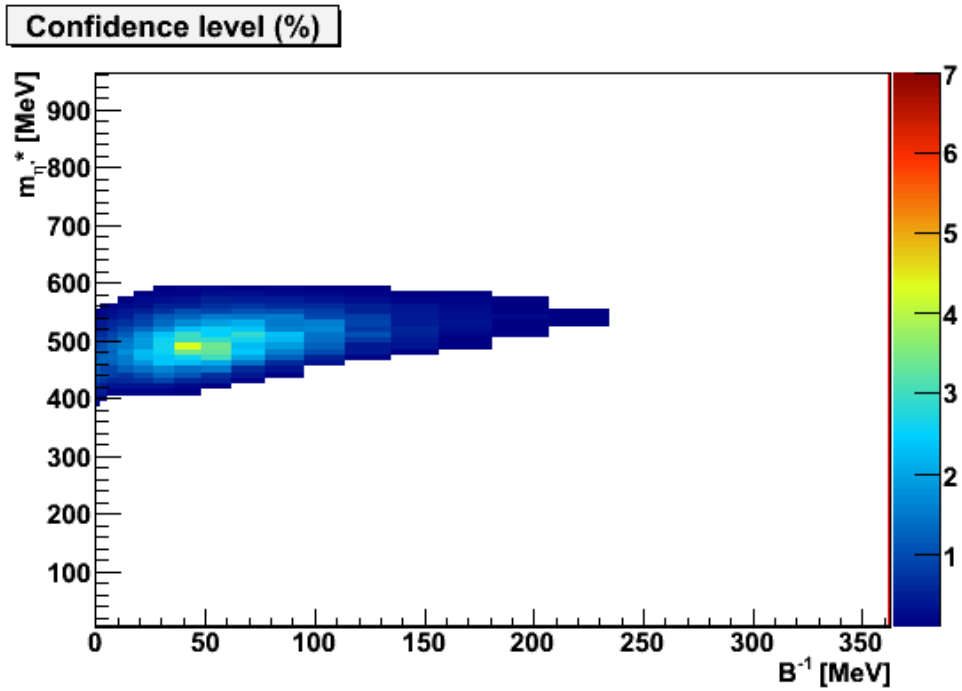

- Coalescence-model
- η'/ η ratio has to be fixed from other models (Kaneta, here)

P. Levai, T.S. Biro, T. Csorgo, J. Zimanyi, hep-ph/0007247

Resonances: FRITIOF vs. RHIC

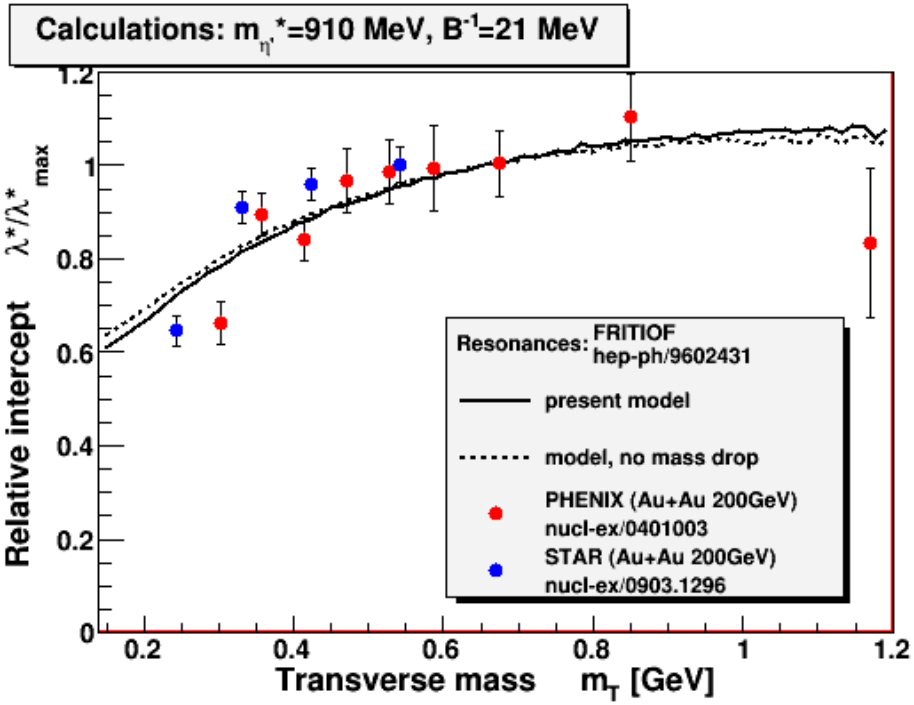

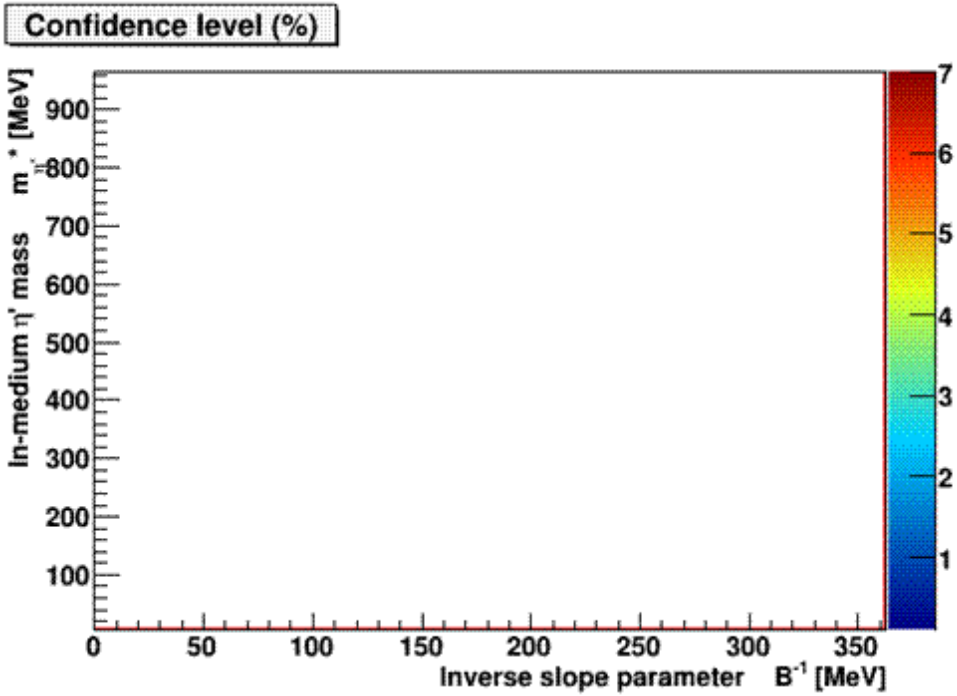

- 200 GeV mid-rapidity Au+Au simulation
- Note:Does not describe STAR data, neither the unified PHENIX+STAR dataset. For PHENIX data only, it is consistent with $m_{\eta'}$=958MeV.

B. Anderson et al., Nucl. Phys. B 281 (1987) 289.

Resonances: Stachel et al. vs. RHIC

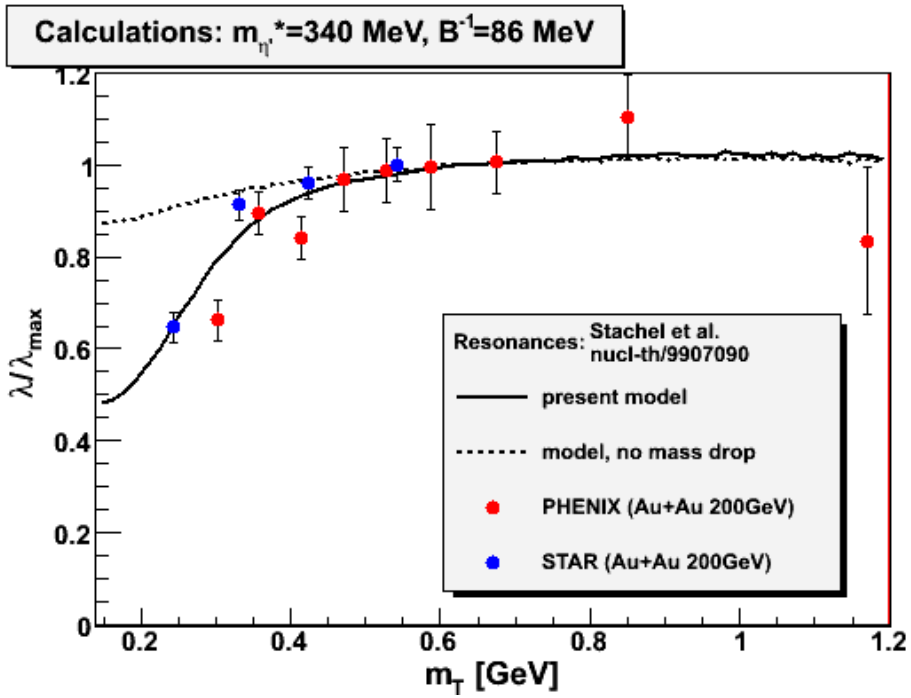

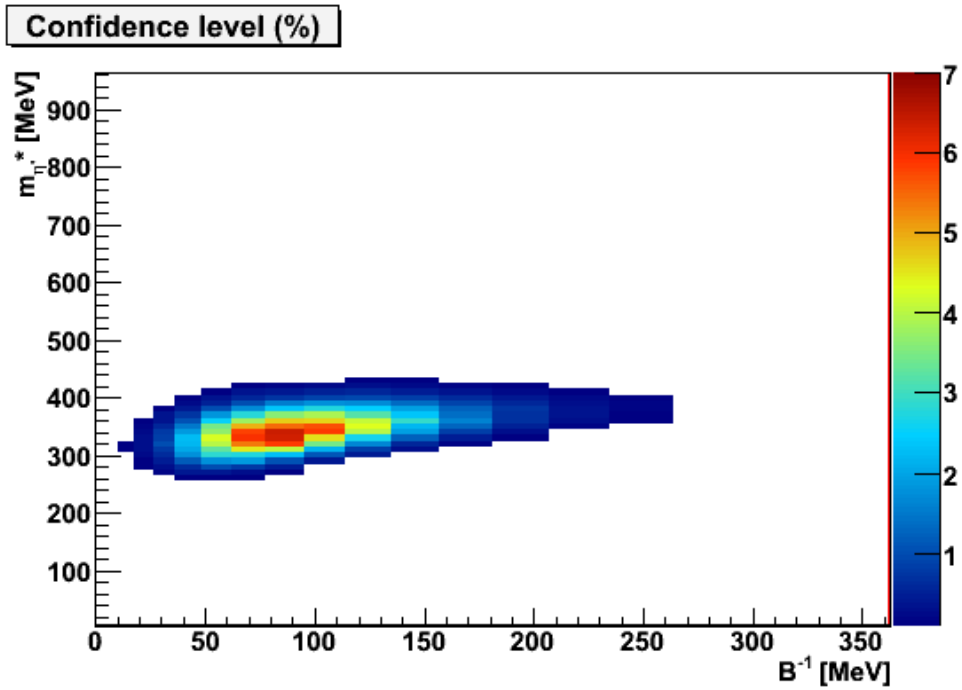

- Statistical chemical freezeout model
- Central mid-η 200 GeV Au+Au

J.Stachel *et al.*, arXiv:nucl-th/9907090

Resonances: UrQMD vs. RHIC

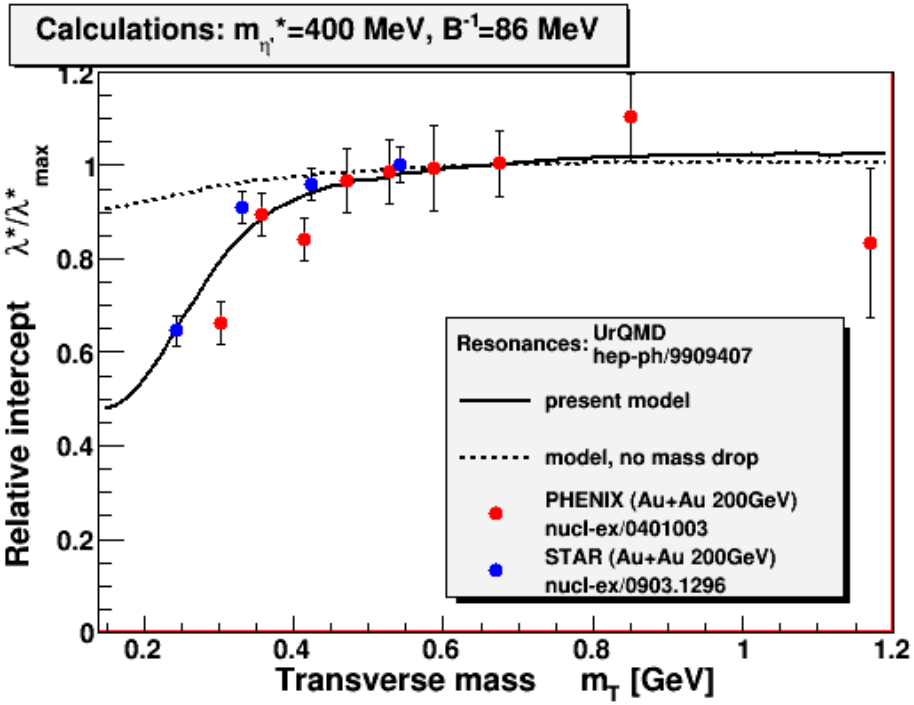

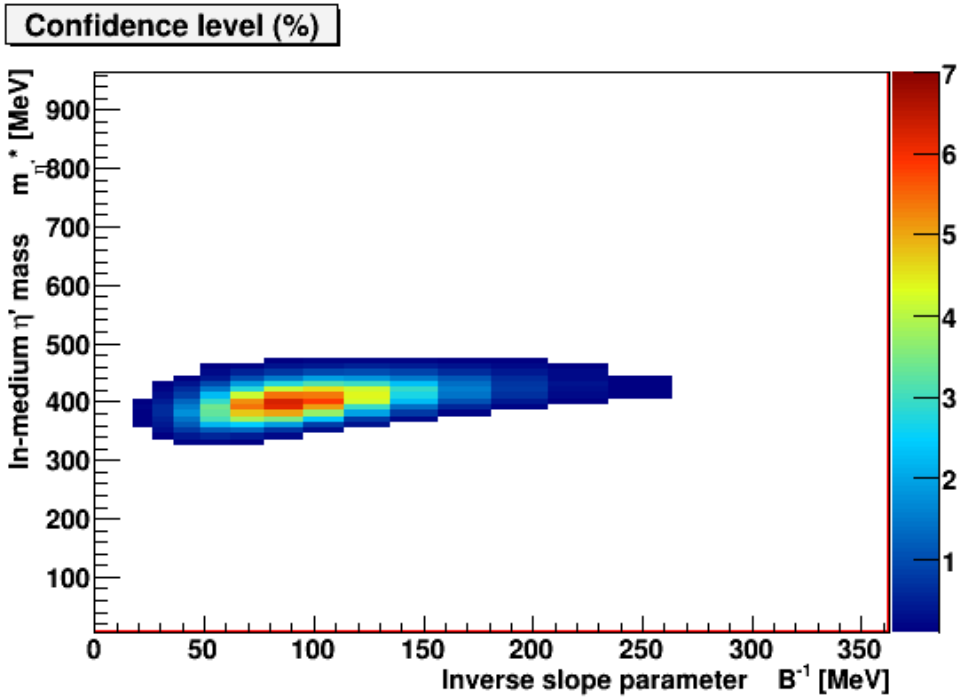

- 200 GeV midrapidity
- Au+Au, RHIC $\sqrt{s_{NN}}$=200 GeV

J. P. Sullivan et al., Phys. Rev. Lett. 70 (1993) 3000

Rafelski vs. PHENIX

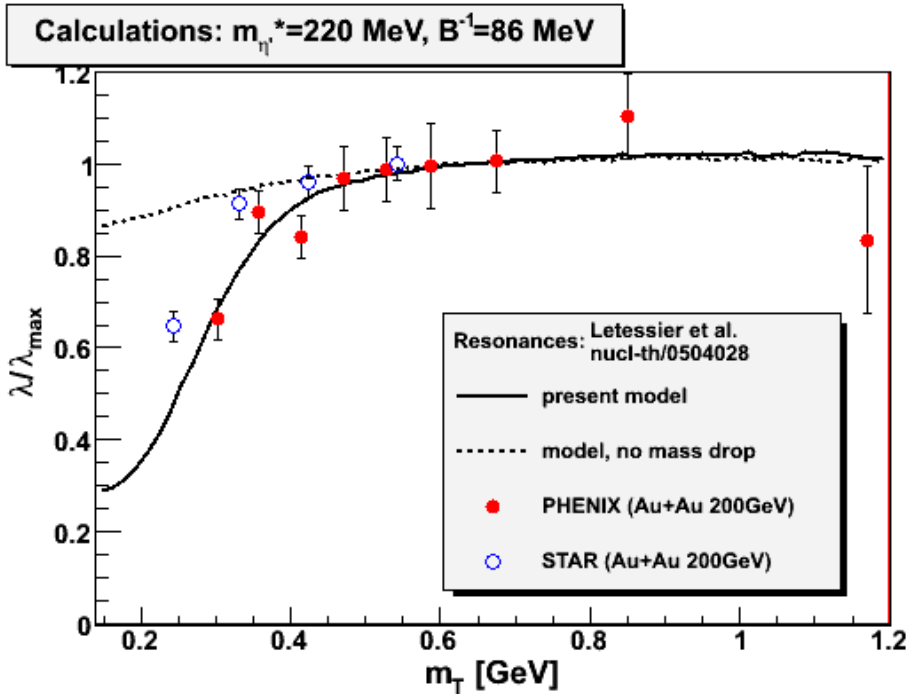

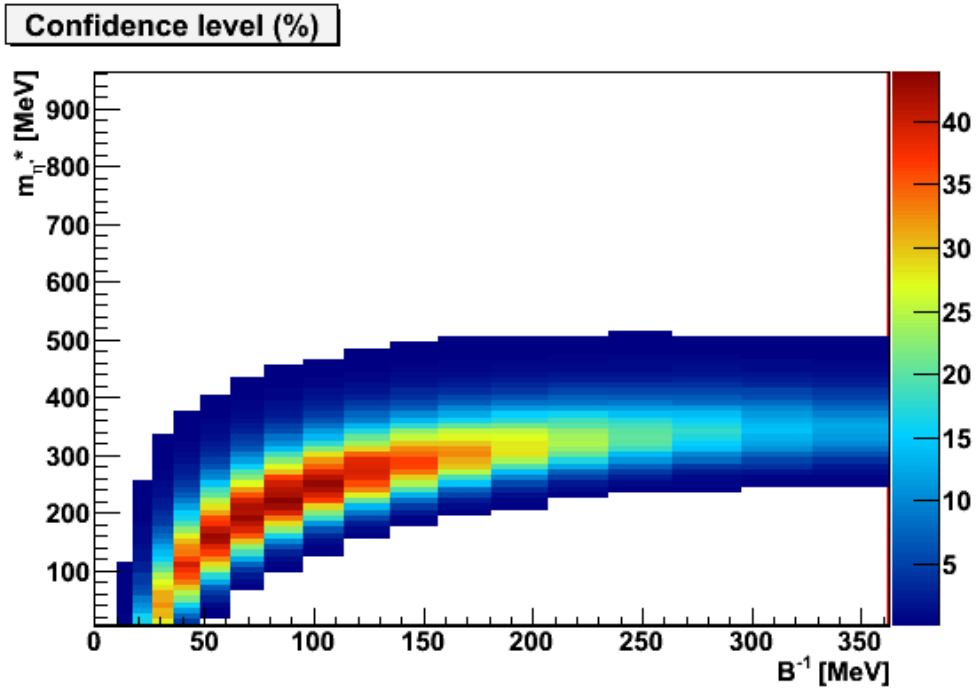

Rafelski vs. PHENIX & STAR

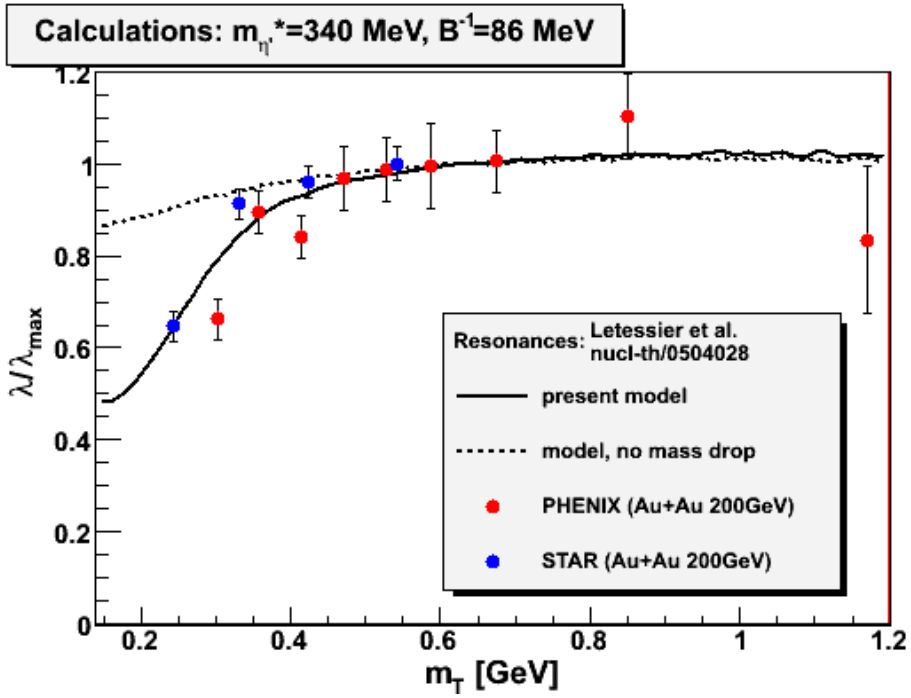

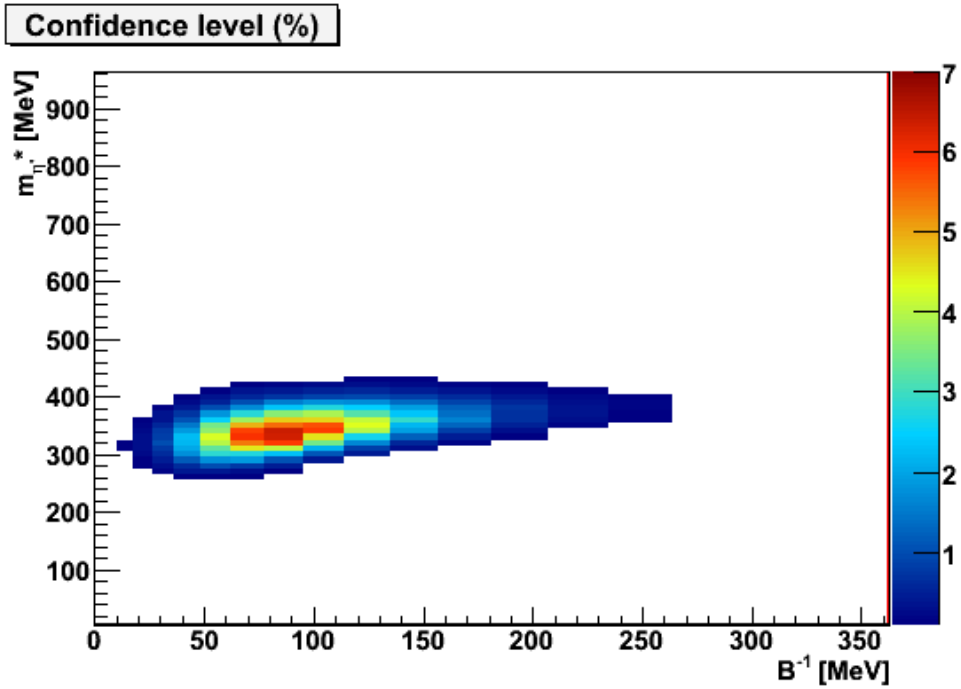

Rafelski vs. STAR

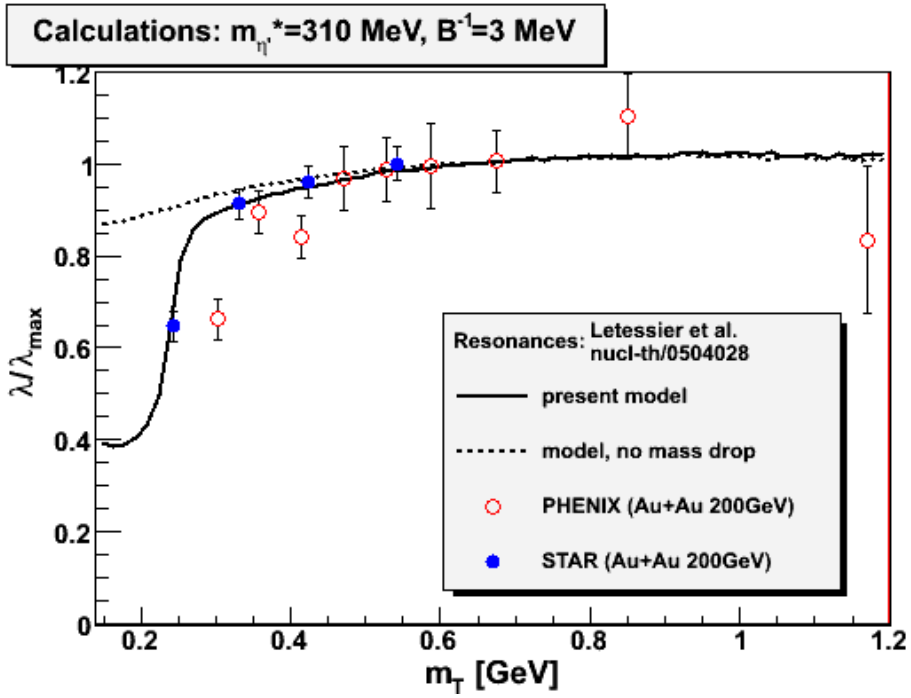

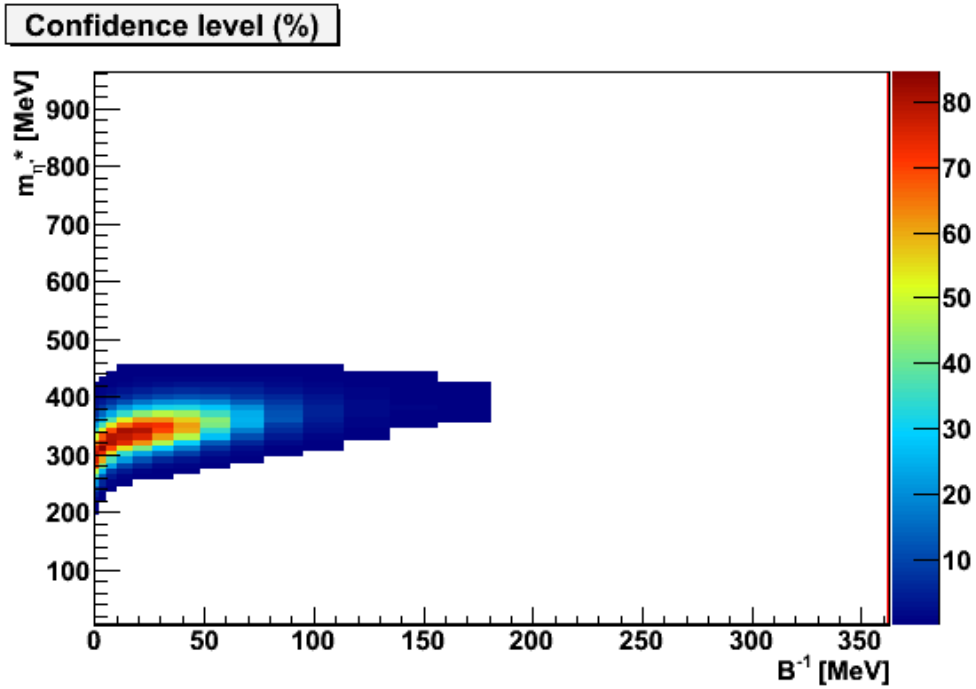

Systematics: Rafelski α=−1/2

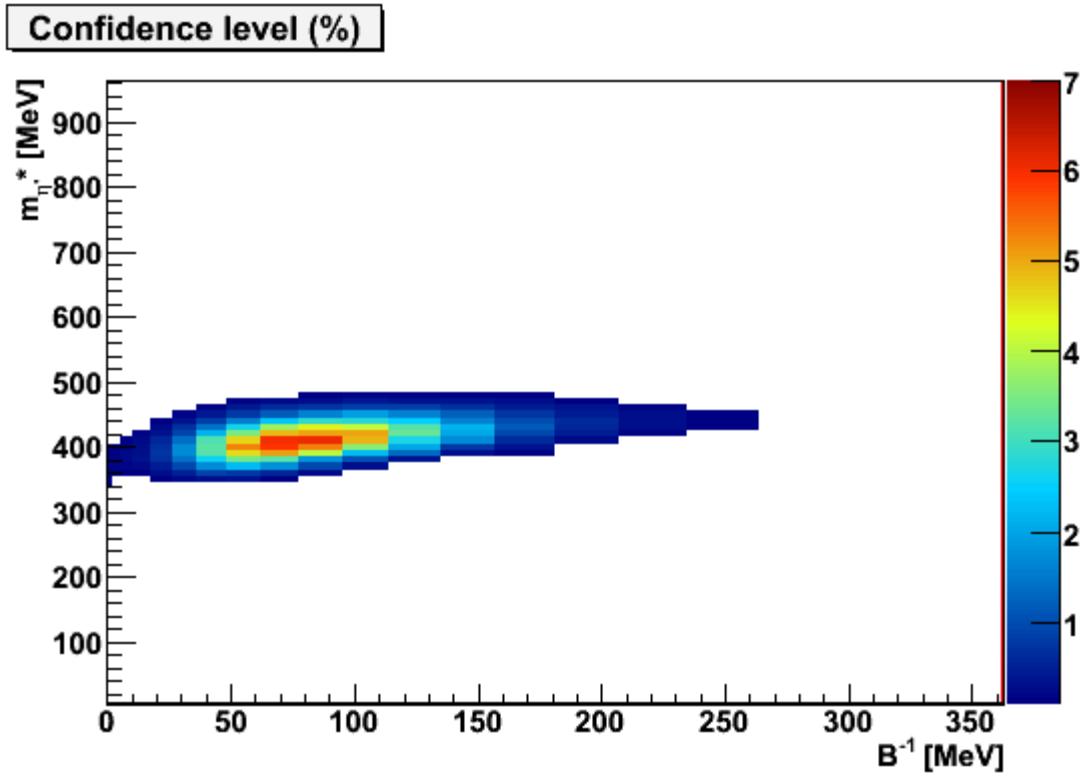

Systematics: Rafelski α=0

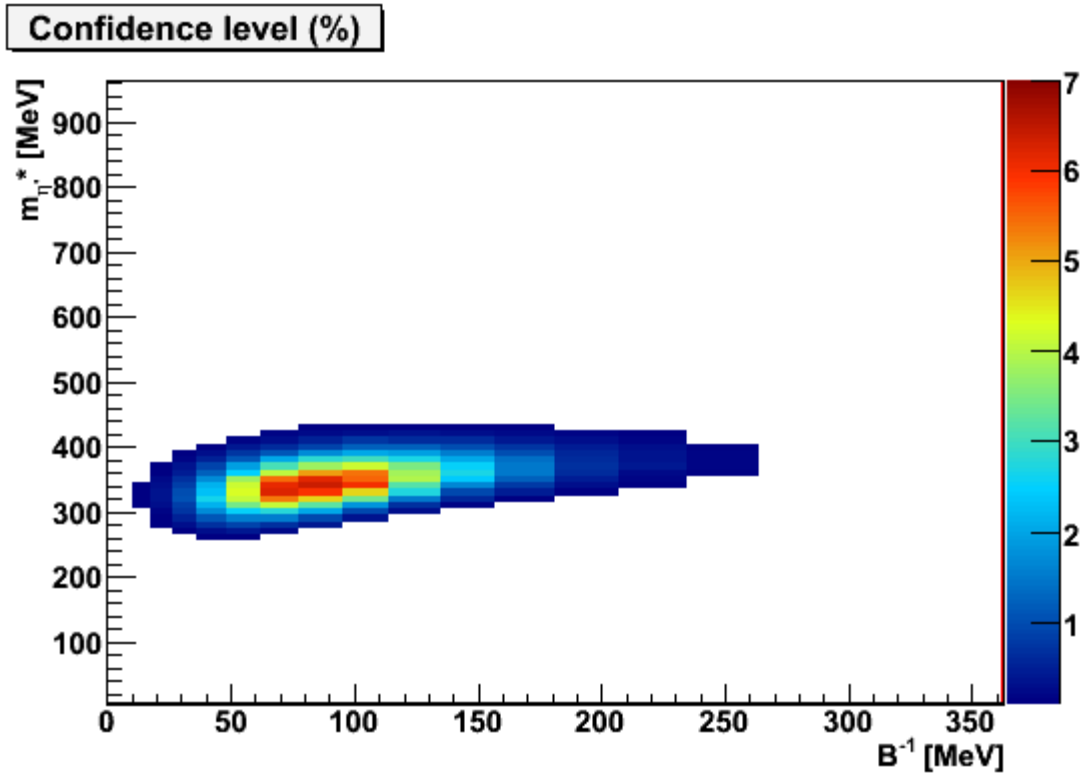

Systematics: Rafelski α=+1/2

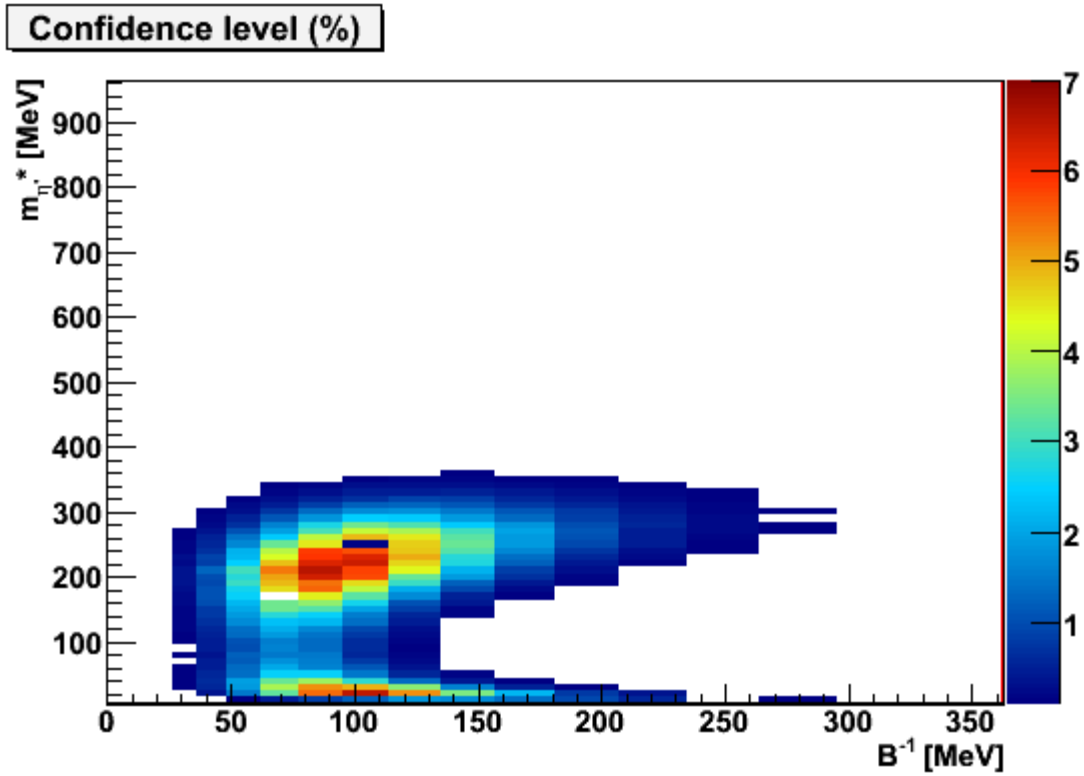

Systematics: Rafelski T'=140 MeV

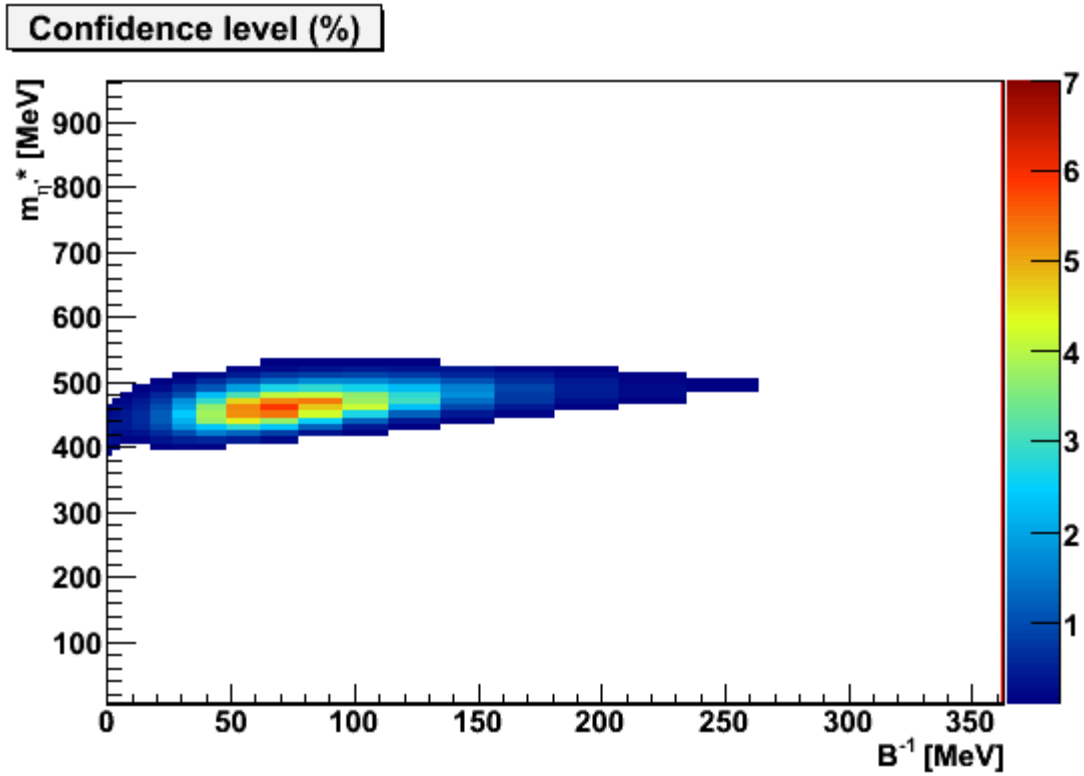

Systematics: Rafelski T'=177 MeV

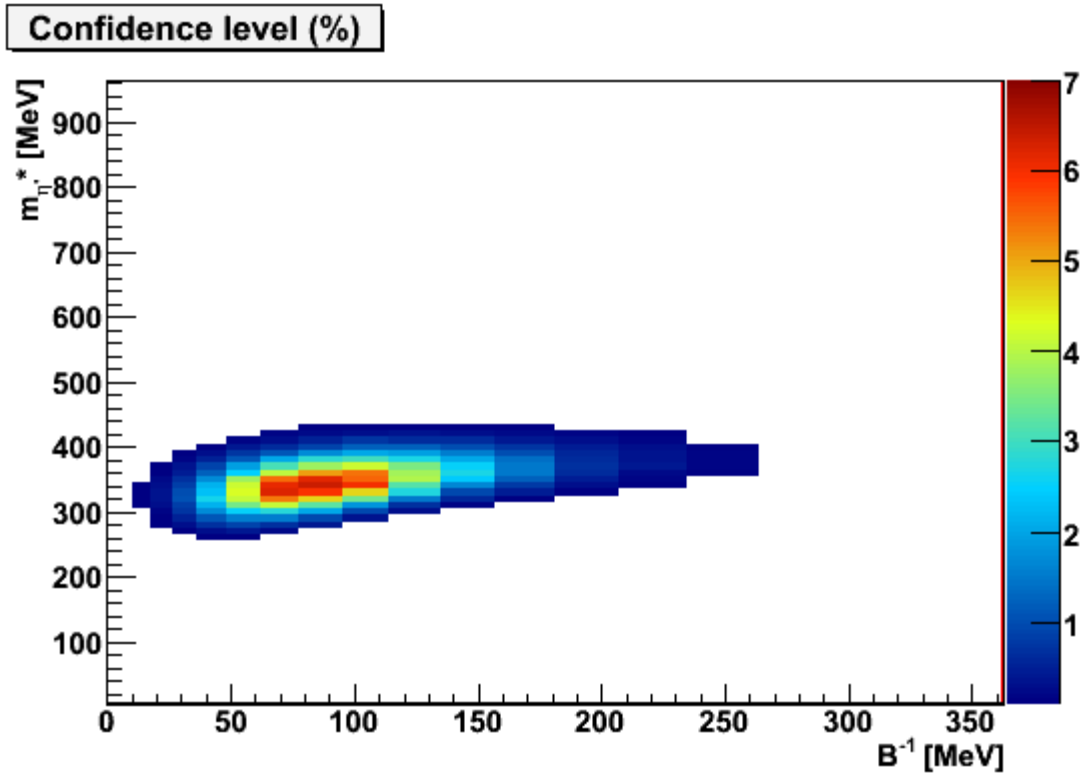

Systematics: Rafelski T'=220 MeV

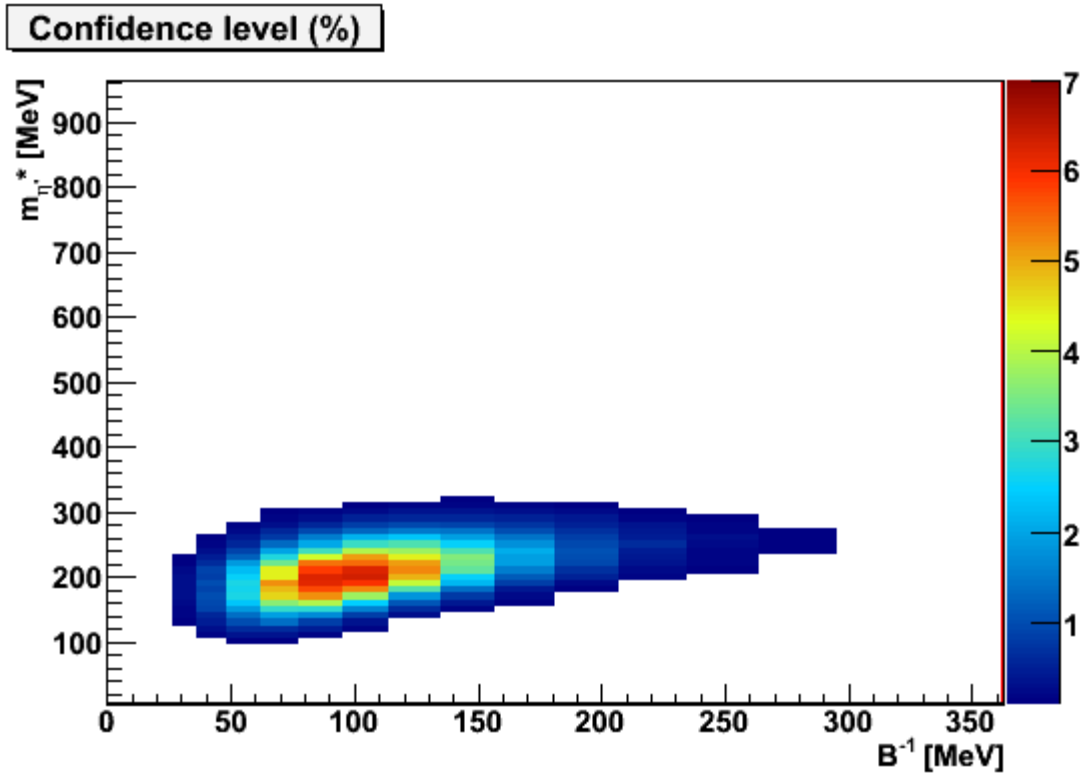

Systematics: Rafelski T_{FO}=100 MeV

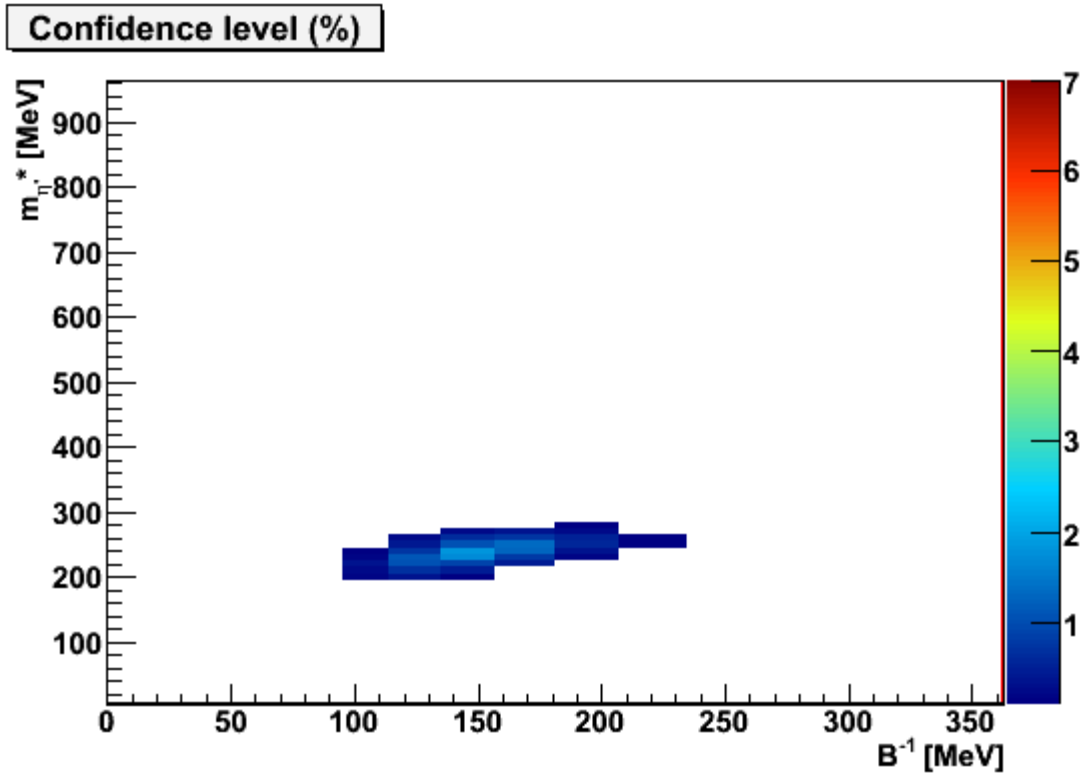

Systematics: Rafelski T_{FO}=177 MeV