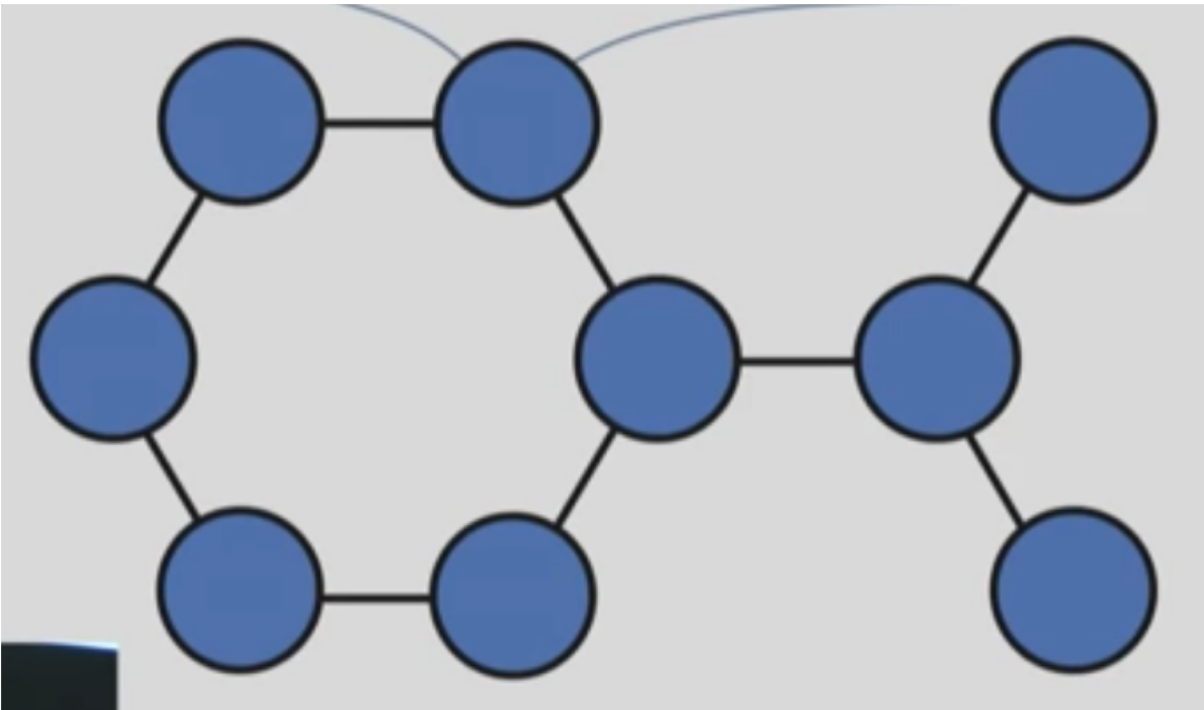


Message Passing Neural Networks

Jesús Arjona Martínez

03-09-2018

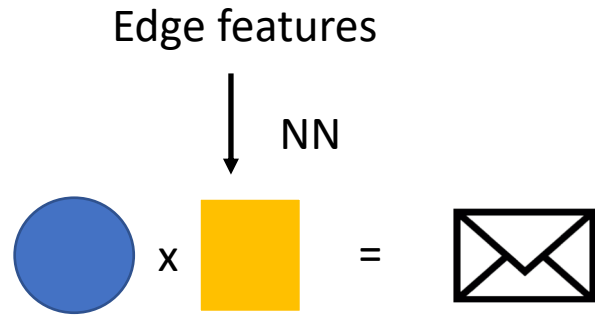
The idea



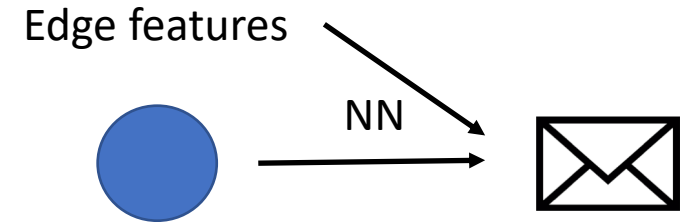
- Message passing function
- Node update function
- Readout function



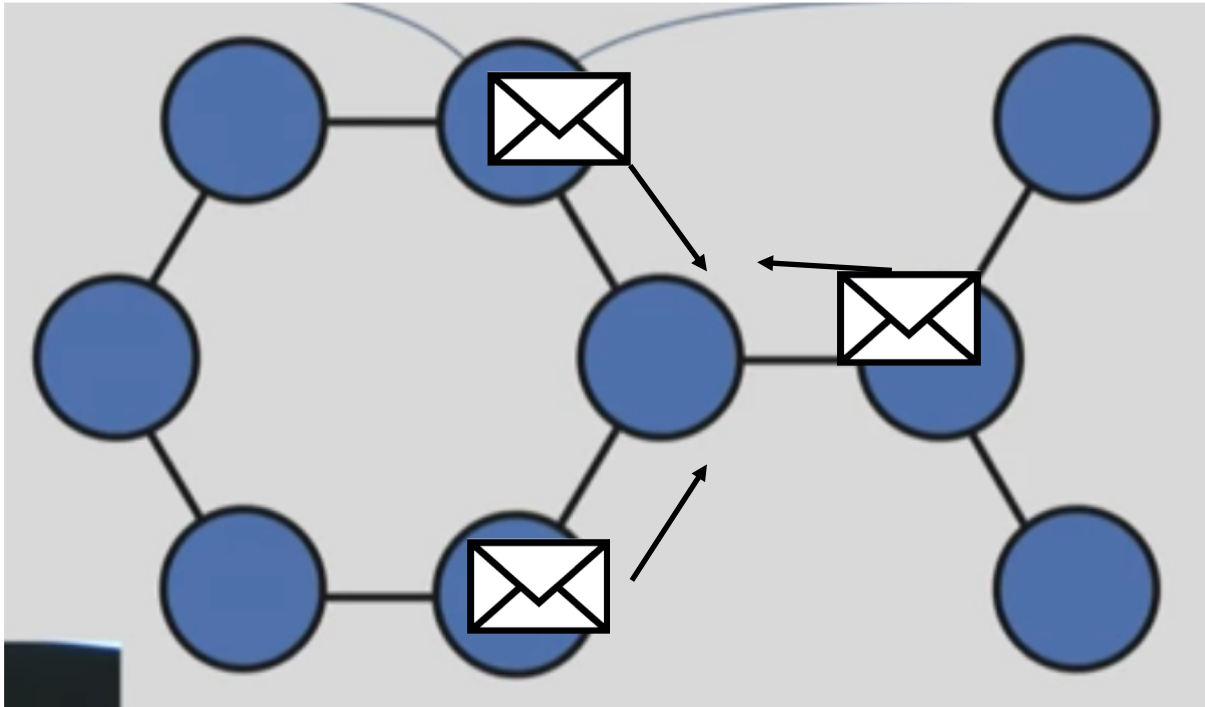
A



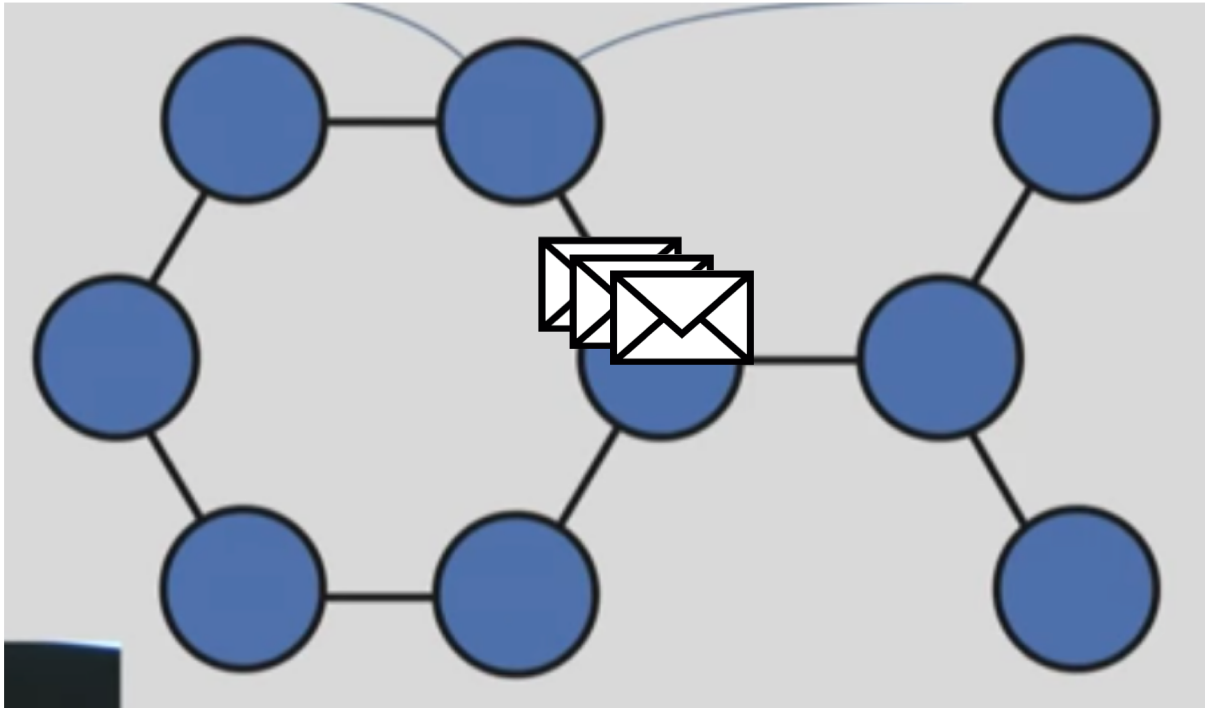
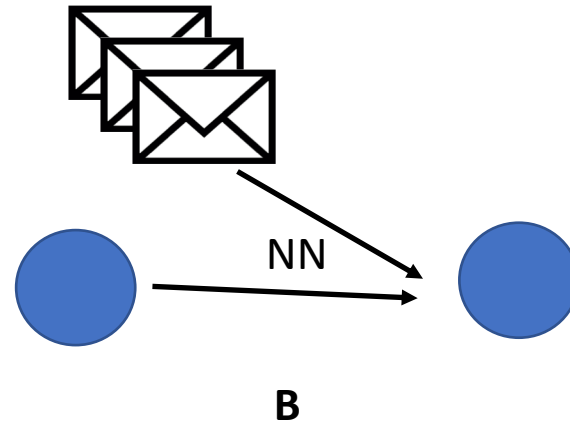
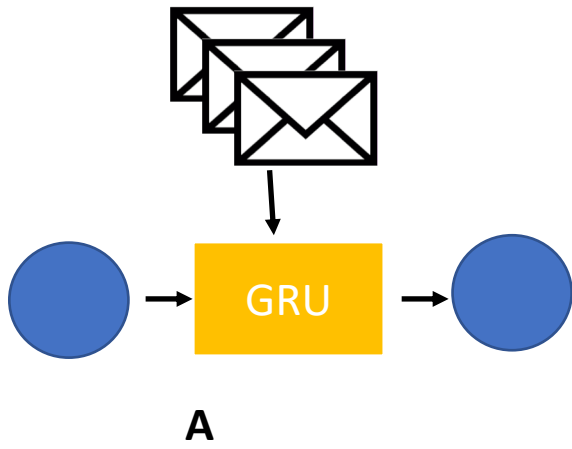
B



C



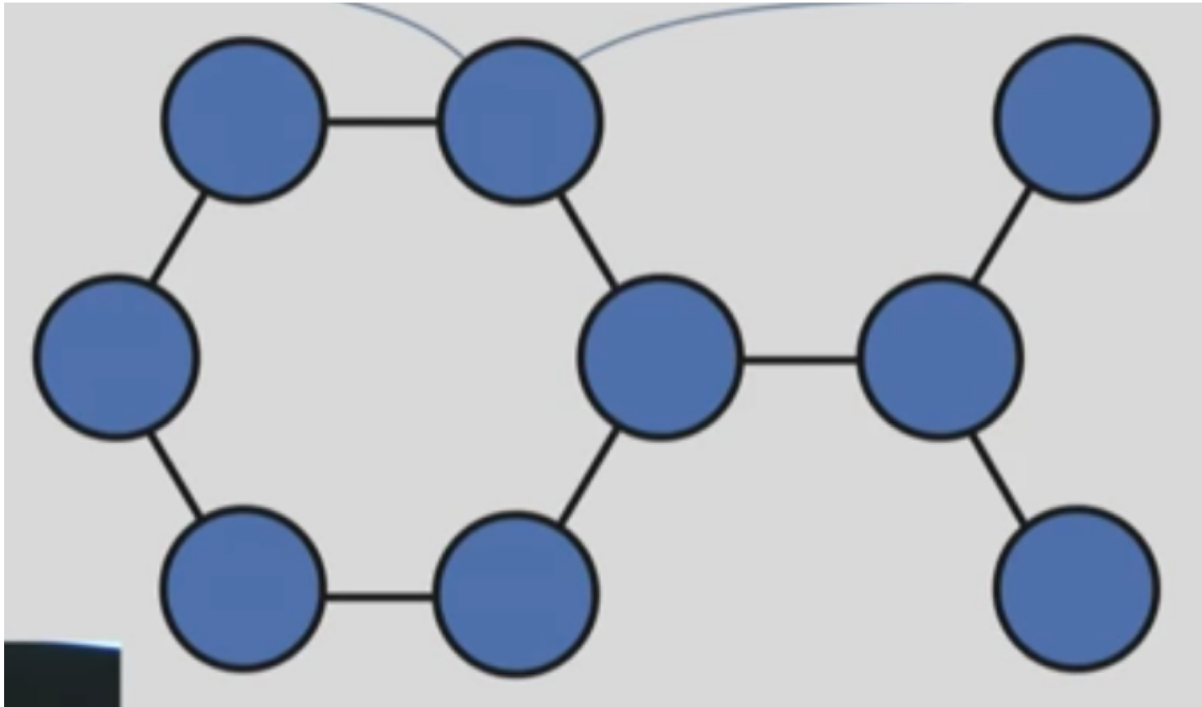
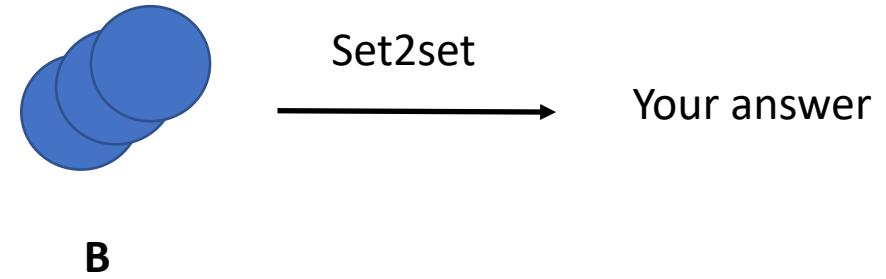
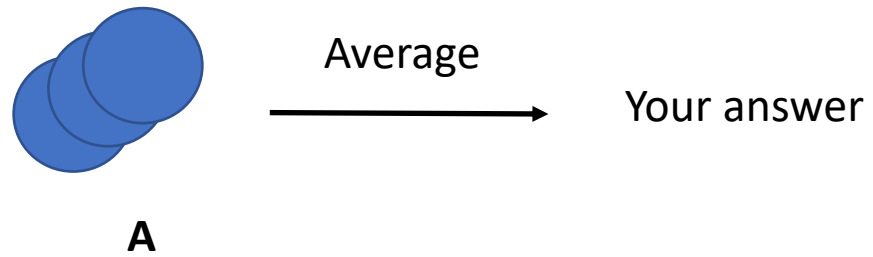
- Message passing function**
 Only a function of the neighbor node and the edge.
- a) Matrix multiplication
 - b) Edge network
 - c) Interaction network-like



Message passing function

a) GRU

b) Interaction network-like



Readout

a) Average

b) Set2set

<https://arxiv.org/pdf/1511.06391.pdf>

c) Master node

Performance

Table 2. Comparison of Previous Approaches (left) with MPNN baselines (middle) and our methods (right)

Target	BAML	BOB	CM	ECFP4	HDAD	GC	GG-NN	DTNN	enn-s2s	enn-s2s-ens5
mu	4.34	4.23	4.49	4.82	3.34	0.70	1.22	-	0.30	0.20
alpha	3.01	2.98	4.33	34.54	1.75	2.27	1.55	-	0.92	0.68
HOMO	2.20	2.20	3.09	2.89	1.54	1.18	1.17	-	0.99	0.74
LUMO	2.76	2.74	4.26	3.10	1.96	1.10	1.08	-	0.87	0.65
gap	3.28	3.41	5.32	3.86	2.49	1.78	1.70	-	1.60	1.23
R2	3.25	0.80	2.83	90.68	1.35	4.73	3.99	-	0.15	0.14
ZPVE	3.31	3.40	4.80	241.58	1.91	9.75	2.52	-	1.27	1.10
U0	1.21	1.43	2.98	85.01	0.58	3.02	0.83	-	0.45	0.33
U	1.22	1.44	2.99	85.59	0.59	3.16	0.86	-	0.45	0.34
H	1.22	1.44	2.99	86.21	0.59	3.19	0.81	-	0.39	0.30
G	1.20	1.42	2.97	78.36	0.59	2.95	0.78	.84 ²	0.44	0.34
Cv	1.64	1.83	2.36	30.29	0.88	1.45	1.19	-	0.80	0.62
Omega	0.27	0.35	1.32	1.47	0.34	0.32	0.53	-	0.19	0.15
Average	2.17	2.08	3.37	53.97	1.35	2.59	1.36	-	0.68	0.52