

# Charged kaon femtoscopy in Au+Au collisions

Diana Pawłowska  
for the STAR collaborations

Warsaw University  
of Technology



Faculty  
of Physics

WARSAW UNIVERSITY OF TECHNOLOGY

18. ZIMÁNYI SCHOOL  
WINTER WORKSHOP ON HEAVY ION PHYSICS  
Dec. 3. - Dec. 7. 2018,  
Budapest, Hungary

# Outline

---

- Main goals

# Outline

---

- Main goals

- study the size of the kaon emitting source
- check if  $\frac{R_{K^+K^+}}{R_{K^-K^-}}$  depends on the energy, centrality and range of pair transverse momentum

# Outline

---

- Main goals
- Motivation

- study the size of the kaon emitting source
- check if  $\frac{R_{K^+K^+}}{R_{K^-K^-}}$  depends on the energy, centrality and range of pair transverse momentum

# Outline

- Main goals
- Motivation

- study the size of the kaon emitting source
- check if  $\frac{R_{K^+K^+}}{R_{K^-K^-}}$  depends on the energy, centrality and range of pair transverse momentum

## **Why do we analyse kaons?**

Kaons can provide complementary information to pions:

- contain strange quarks
- less affected by the feed-down from resonance decays
- smaller cross-section with the hadronic matter

# Outline

- Main goals
- Motivation
- Femtoscopy

- study the size of the kaon emitting source
- check if  $\frac{R_{K^+K^+}}{R_{K^-K^-}}$  depends on the energy, centrality and range of pair transverse momentum

## Why do we analyse kaons?

Kaons can provide complementary information to pions:

- contain strange quarks
- less affected by the feed-down from resonance decays
- smaller cross-section with the hadronic matter

# Outline

- Main goals
- Motivation
- Femtoscopy
- Results
  - Analysis details
  - Centrality dependence
  - $k_T$  dependence
  - Beam energy dependence

- study the size of the kaon emitting source
- check if  $\frac{R_{K^+K^+}}{R_{K^-K^-}}$  depends on the energy, centrality and range of pair transverse momentum

## Why do we analyse kaons?

Kaons can provide complementary information to pions:

- contain strange quarks
- less affected by the feed-down from resonance decays
- smaller cross-section with the hadronic matter

# Outline

- Main goals
- Motivation
- Femtoscopy
- Results
  - Analysis details
  - Centrality dependence
  - $k_T$  dependence
  - Beam energy dependence
- Conclusions

- study the size of the kaon emitting source
- check if  $\frac{R_{K^+K^+}}{R_{K^-K^-}}$  depends on the energy, centrality and range of pair transverse momentum

## Why do we analyse kaons?

Kaons can provide complementary information to pions:

- contain strange quarks
- less affected by the feed-down from resonance decays
- smaller cross-section with the hadronic matter



# Femtoscscopy

---

---

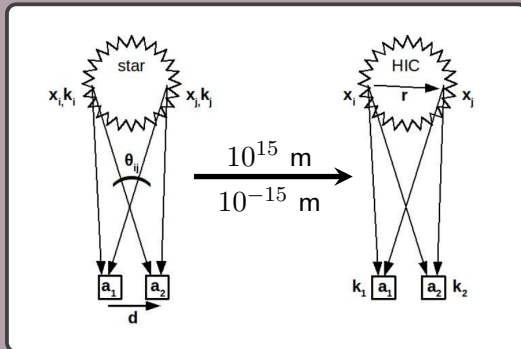
# Hanbury Brown and Twiss interferometry

## Original

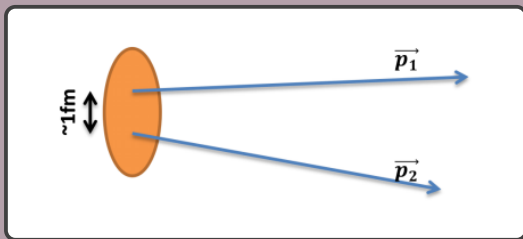
measuring the angular size of astronomical objects was through the use of Michelson interferometry

## HBT

examine the particle emitting source by measuring a momentum distribution



## Correlation function

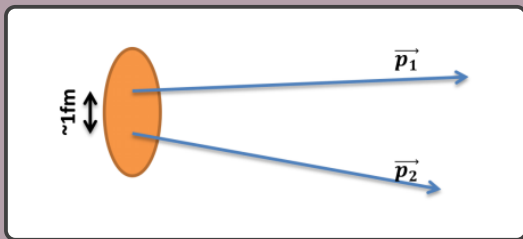


$$C_2(\vec{p}_1, \vec{p}_2) = \frac{P_2(\vec{p}_1, \vec{p}_2)}{P_1(\vec{p}_1)P_1(\vec{p}_2)}$$

$P_2$  - the probability of finding two particles at the same place and time

$P_1$  - the probability of finding particle 1 and 2 separately

# Correlation function



$$C(\vec{q}) = \frac{A(\vec{q})}{B(\vec{q})}$$

$$\vec{q} = \vec{p}_2 - \vec{p}_1$$

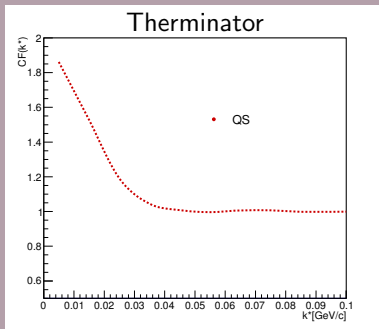
$A(\vec{q})$  - the measured distribution of pairs from the same event

$B(\vec{q})$  - the reference distribution of pairs from mixed events

# Correlation function

The shape of the kaons correlation function depends on:

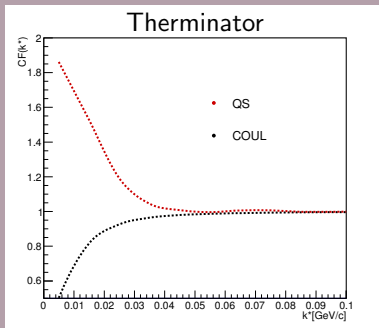
- Quantum Statistical effects (QS)



# Correlation function

The shape of the kaons correlation function depends on:

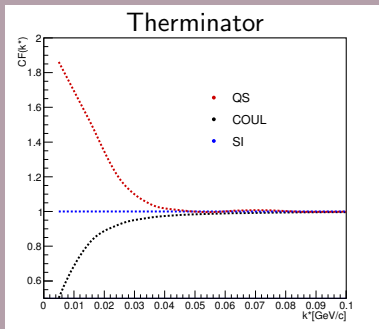
- Quantum Statistical effects (QS)
- Final State Interactions (FSI)
  - Coulomb Interaction (COUL)



# Correlation function

The shape of the kaons correlation function depends on:

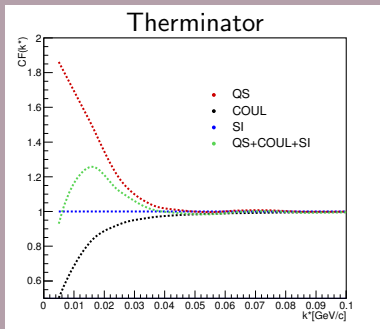
- Quantum Statistical effects (QS)
- Final State Interactions (FSI)
  - Coulomb Interaction (COUL)
  - Strong Interaction (SI)



# Correlation function

The shape of the kaons correlation function depends on:

- Quantum Statistical effects (QS)
- Final State Interactions (FSI)
  - Coulomb Interaction (COUL)
  - Strong Interaction (SI)

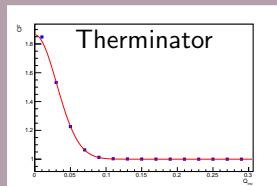




# Fitting procedure

- The QS correlation function:

$$C(q_{inv}) = 1 + \lambda \exp[-R_{inv}^2 q_{inv}^2]$$



$\lambda$  - the correlation strength

# Fitting procedure

- The QS correlation function:

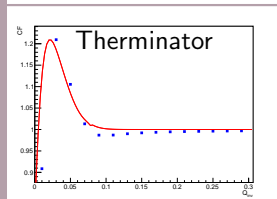
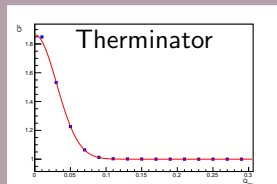
$$C(q_{inv}) = 1 + \lambda \exp[-R_{inv}^2 q_{inv}^2]$$

- Bowler-Sinyukov formula:

$$C(q_{inv}) = 1 - \lambda + \lambda K(q_{inv}) (1 + \exp[R_{inv}^2 q_{inv}^2])$$

M. Bowler, Phys. Lett. B270 (1991) 69

Y. Sinyukow, Phys. Lett. B432 (1998) 248



$\lambda$  - the correlation strength

$K(q_{inv})$  - Coulomb factor (the two-particle Coulomb wavefunction integrated over a static spherical Gaussian source)

# Results

---

---

# Analysis details

- **1D Femtoscopy of  $K^+K^+$  and  $K^-K^-$  pairs**
- **Au+Au collisions at BES energies**

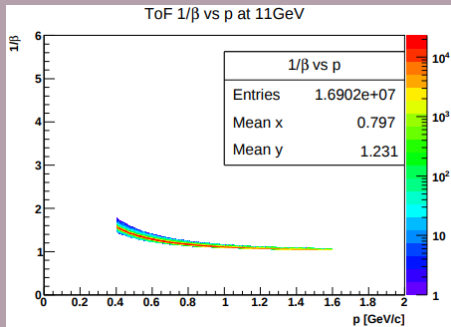
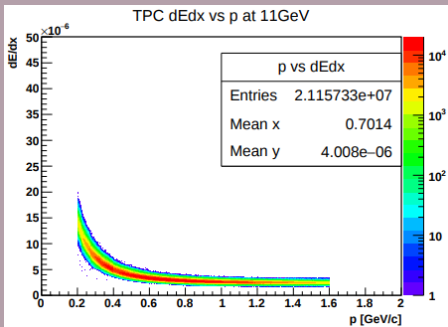
$\sqrt{s_{NN}}$ [GeV]	$z_{Vert}$ [cm]	$R_{Vert}$ [cm]	$N_{Events}$
7.7	[-70,70]	[0,2]	4.7M
11.5	[-50,50]	[0,2]	12.1M
14.5	[-30,30]	[0,1]	8.7M
19.6	[-30,30]	[0,2]	17.2M
27	[-30,30]	[0,2]	68.7M
39	[-30,30]	[0,2]	75.1M

- **2 centralities:** 0-30%, 30-80%
- **3  $k_T$  ranges:** [0.2,0.4], [0.4,0.6], [0.6,0.8] GeV/c
- $p \in [0.2, 1.6]$  GeV/c

# Kaon identification

## TPC and ToF

- $p > 0.4 \text{ GeV}/c \Rightarrow$  **TPC+ToF**
- $p < 0.4 \text{ GeV}/c$  and information from ToF  $\Rightarrow$  **TPC+ToF**
- $p < 0.4 \text{ GeV}/c$  and no information from ToF  $\Rightarrow$  **TPC**



# Kaon identification

only TPC

$$|N_{\sigma,K}| < 2$$

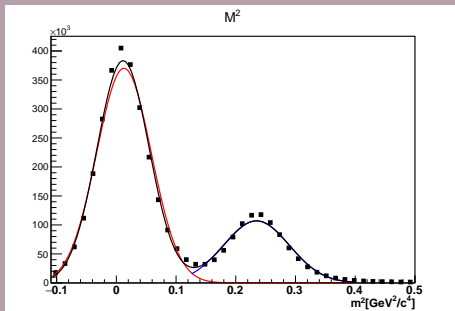
$$|N_{\sigma,\pi}| > 2$$

$$|N_{\sigma,p}| > 2$$

TPC and ToF

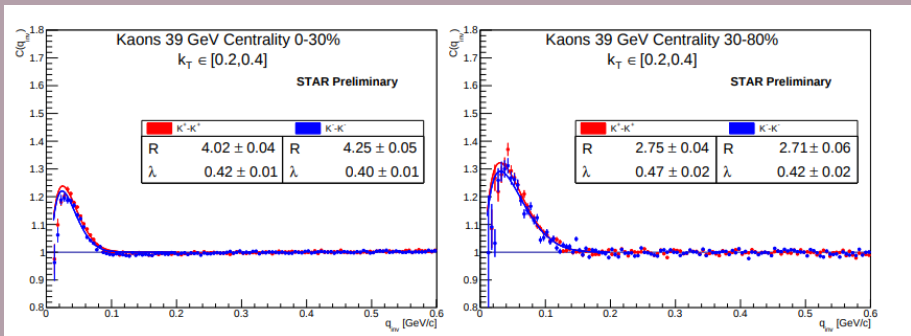
$$|N_{\sigma,K}| < 2$$

$$m^2 \in [0.18, 0.35]$$



# Centrality dependence

Au+Au collisions



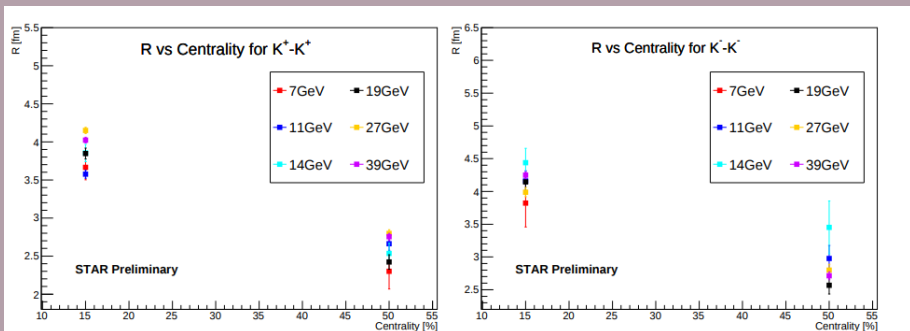
Martin Girard from WUT, XI Workshop on Particle Correlations and Femtoscopy  
Acta Phys.Polon.Supp. 9 (2016) 217

Clear centrality dependence

For central collisions smaller correlation  $\Rightarrow$  larger radii

# Centrality dependence

Au+Au collisions



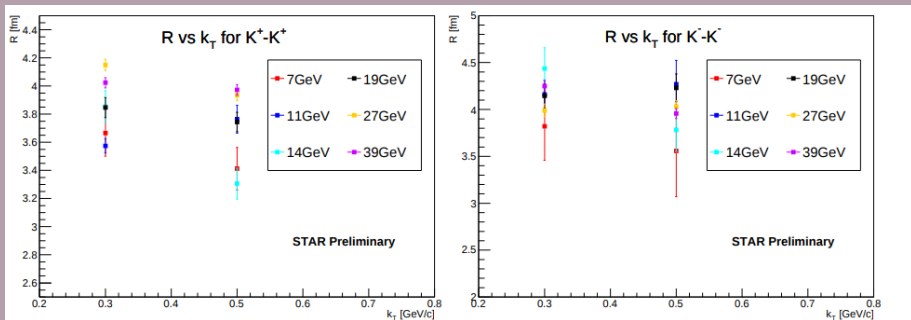
Martin Girard from WUT, XI Workshop on Particle Correlations and Femtoscopy  
Acta Phys.Polon.Supp. 9 (2016) 217

Radii are larger for central collisions as compared to the peripheral ones



# $k_T$ dependence

Au+Au collisions (min. bias events)

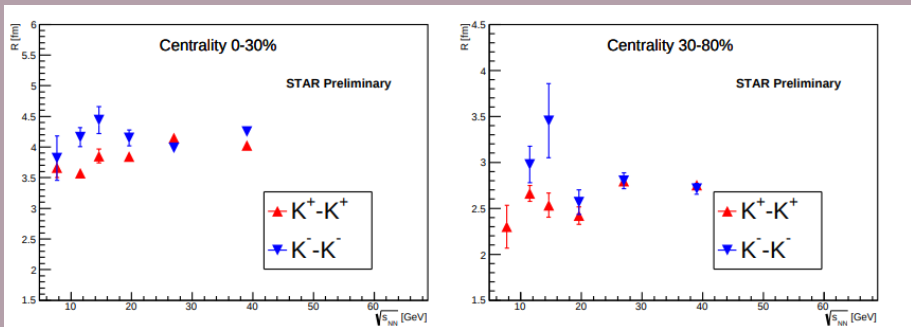


Martin Girard from WUT, XI Workshop on Particle Correlations and Femtoscopy  
Acta Phys.Polon.Supp. 9 (2016) 217

Clear  $k_T$  dependence

# Beam energy dependence

$$k_T \in [0.2, 0.4] \text{ GeV}/c$$



Martin Girard from WUT, XI Workshop on Particle Correlations and Femtoscopy  
Acta Phys.Polon.Supp. 9 (2016) 217

No clear beam energy dependence

# Conclusion

---

- similar source sizes for  $K^+K^+$  and  $K^-K^-$
- clear centrality dependence
  - $R_{inv}$  increases with centrality
- clear  $k_T$  dependence
  - $R_{inv}$  decreases with higher  $k_T$
- no clear beam energy dependence

**Future plan:** measure the correlation function for neutral kaons

**Thank you for your attention!**

---

---