

General Relativity experiment with spin polarized light-ion beams?

András László

laszlo.andras@wigner.mta.hu

Wigner Research Centre for Physics, Budapest

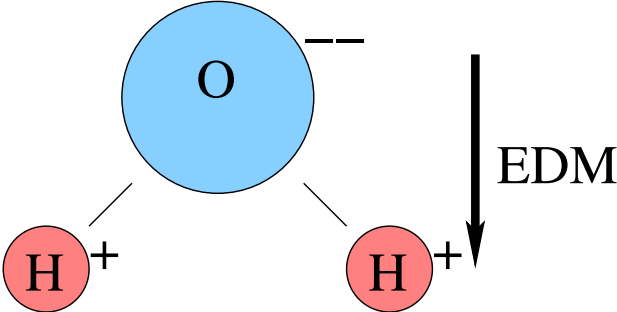
(based on: A.László,Z.Zimborás:*Class.Quant.Grav.***35**(2018)175003)



Zimányi Winter School, Budapest

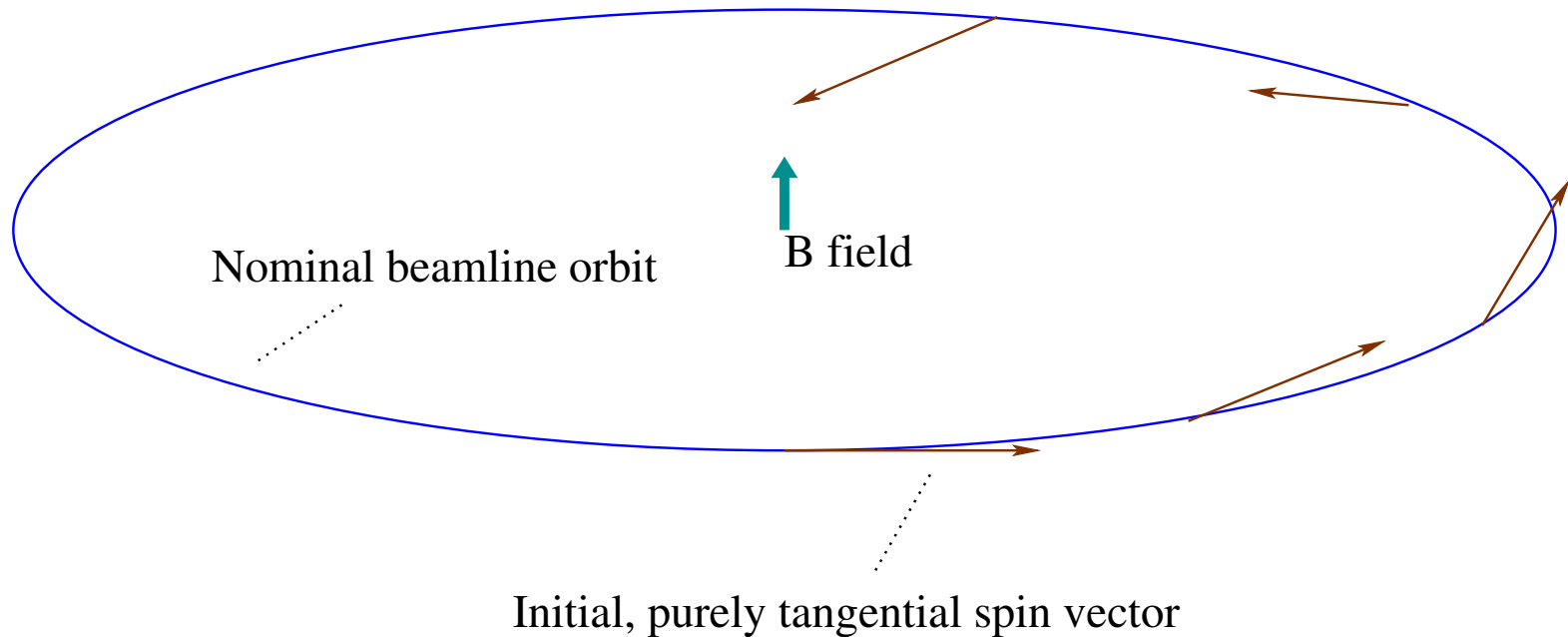
7 December 2018

Introduction

- **Magnetic dipole moment** is an important quantity: sensitive to radiative corrections.
For elementary particle obeying classical Dirac equation: $g := \frac{2 m \mu}{q s} = 2$.
QFT: $g \approx 2$ but $g \neq 2$ due to radiative corrections, sensitive to model details.
For composite particles: g grossly deviates from 2, due to internal angular momenta.
- So, $g-2$ is a sensitive probe for SM / BSM physics ($\Rightarrow g-2$ experiment).
E.g. for muons: $\frac{(g-2)}{2} \approx 0.0011659209 \dots$ in 3σ tension with SM.
- **Electric Dipole Moment** (EDM) is also sensitive to internal structure.
Crude analogy: water molecule. (Or at the level of elementary Lagrangian: CP violation.)

- SM gives negligible EDM, so can be SM / BSM discriminator (\Rightarrow CPEDM collaboration).
Planned sensitivity: 10^{-29} e cm, can see new physics up to ≈ 3000 TeV mass.

How the magnetic moment anomaly $a := \frac{g-2}{2}$ is measured?

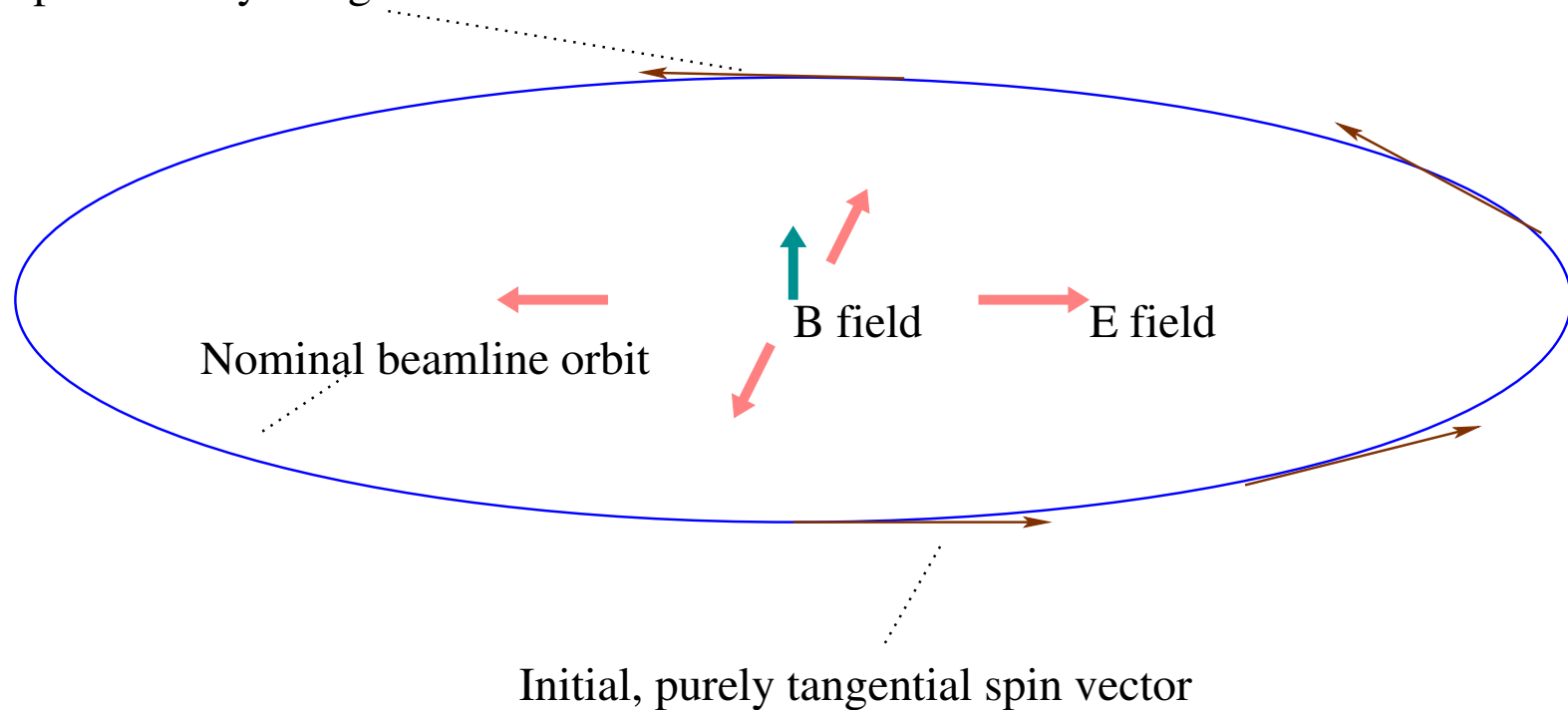
Principle of $g-2$ measuring storage rings:
in vertical magnetic field, spin precesses in orbital plane at a rate $a\gamma\omega$



If the particle circular velocity is ω , the spin vector is ahead of momentum vector by $a\gamma\omega$.
($\gamma\omega = B \frac{q}{m}$)

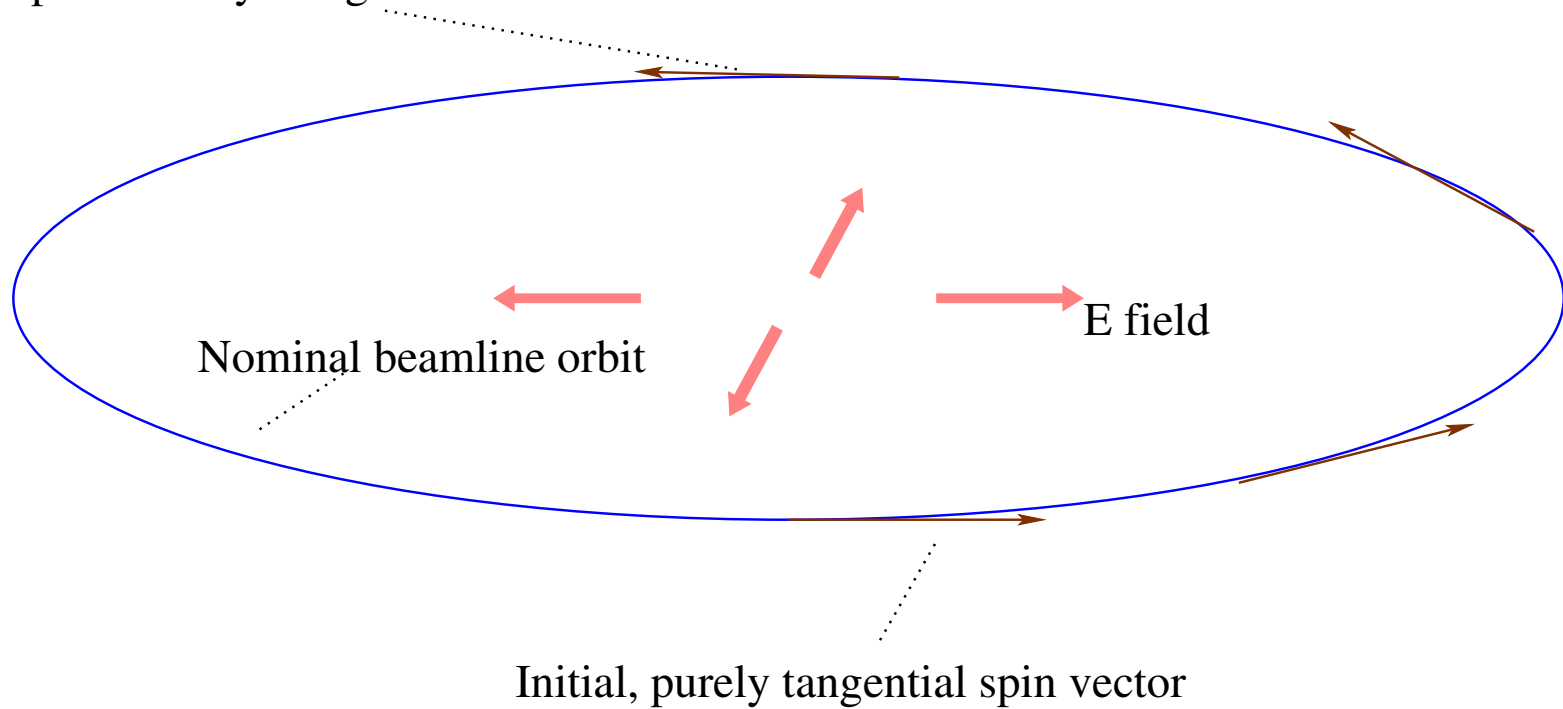
How EDM is measured?

In a frozen spin ring, magnetic precession is compensated by an electric field: spin is always tangential to orbit



Magnetic precession is compensated by an electric field (“frozen spin”): $\text{spin} \parallel \text{momentum}$.
If EDM existed, it would slowly elevate spin out of the orbital plane.

For $a > 0$, electric-only frozen spin ring is also possible at the "magic momentum":
 spin is always tangential to orbit




For $a > 0$, electric-only frozen spin ring can be made at "magic momentum" $\beta\gamma = \frac{1}{\sqrt{a}}$.
 If EDM existed, it would slowly elevate spin out of the orbital plane.

Relativistic motion of particle with spin in electromagnetic field:

u^a denotes the four velocity of the particle at points of trajectory.

w^a denotes the spin direction four vector at points of trajectory.



(For quantum mechanical reasons, always: $u_a w^a = 0$.)

Then the equation of motion is Newton + Thomas-Bargmann-Michel-Telegdi equation.

$$u^a \nabla_a u^b = -\frac{q}{m} F^{bc} u_c \quad (\leftarrow \text{Newton equation with Lorentz force}),$$

$$D_u^F w^b = -\frac{\mu}{s} \left(F^{bc} - u^b u_d F^{dc} - F^{bd} u_d u^c \right) w_c \quad (\leftarrow \text{TBMT equation}) \\ + \frac{d}{s} \left({}^*F^{bc} - u^b u_d {}^*F^{dc} - {}^*F^{bd} u_d u^c \right) w_c.$$

$D_u^F w^b := u^a \nabla_a w^b + w^a u^b u^c \nabla_c u_a - w^a u_a u^c \nabla_c u^b$ is the Fermi-Walker derivative.

(Conserves the constraint $u_a w^a = 0$. Free gyroscope equation would be $D_u^F w^b = 0$.)

Some historical terminology on the free gyroscope equation $D_u^F w^b = 0$:

- For free, i.e. geodesic motion ($u^a \nabla_a u^b = 0$) in gravitational field:
 - In the field of nonrotating object (Schwarzschild): *de Sitter* precession.
 - In the field of rotating object (Kerr): *Lense-Thirring* precession.
(See also: *Gravity Probe B* satellite experiment.)

- For forced orbit ($u^a \nabla_a u^b = \text{some force}$):
 - It is called the *Thomas* precession.
(Already gives effect in special relativity, i.e. in absence of gravity.)

Our case:

$$\underbrace{D_u^F w^b}_{\text{causes Thomas precession}} = \underbrace{-\frac{\mu}{s} \left(F^{bc} - u^b u_d F^{dc} - F^{bd} u_d u^c \right) w_c}_{\text{causes Larmor precession in addition}}$$

So we have: precession of kinematic origin (Thomas) + of electromagnetic origin (Larmor).

GR corrections?!

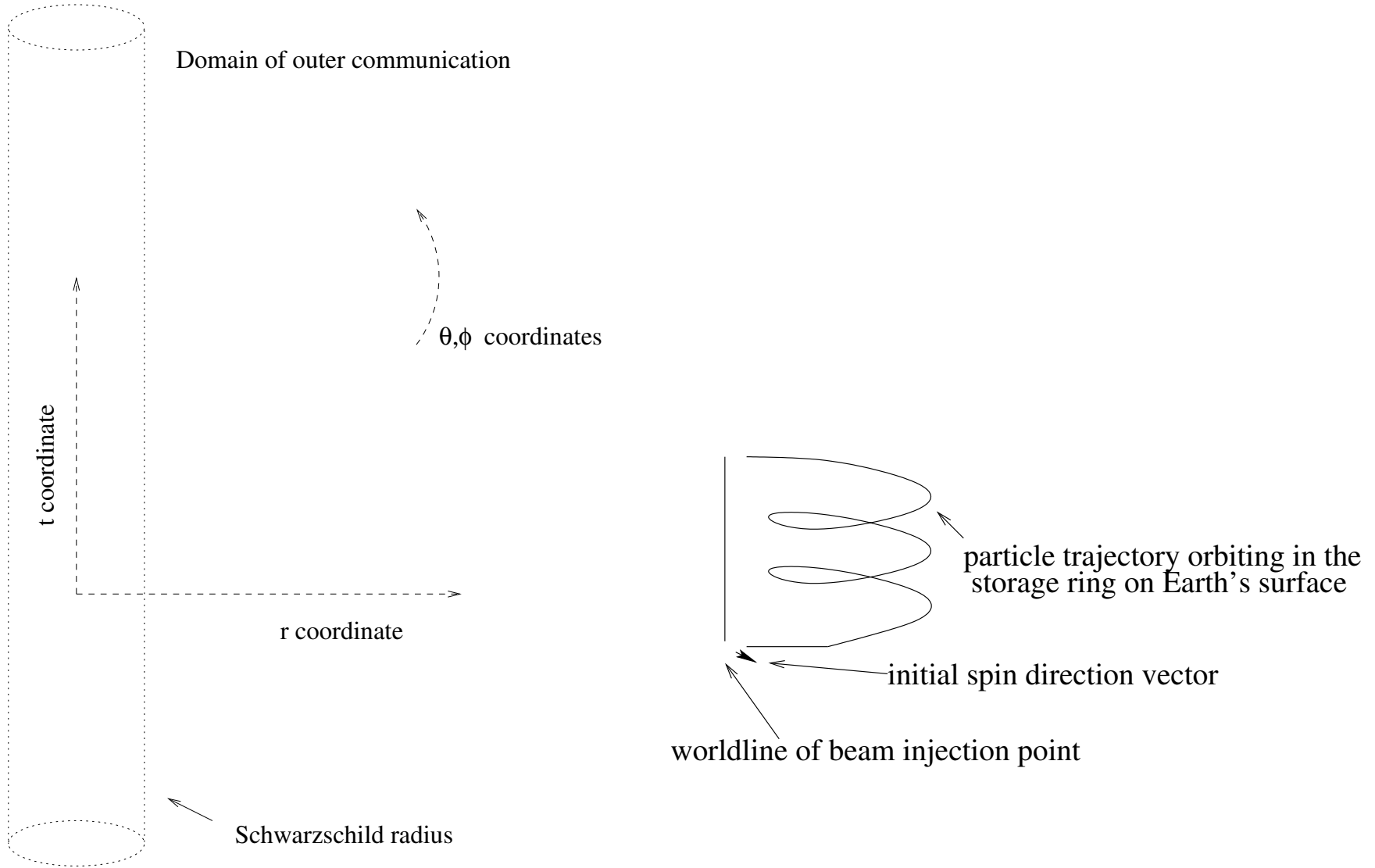
For $g - 2$:

- In February, a series of preprints appeared on arXiv, claiming that GR gives an unaccounted systematic error to $g-2$ experiment, resolving the 3σ tension against SM.
T. Morishima, T. Futamase, H. M. Shimizu:
arXiv:1801.10244, arXiv:1801.10245, arXiv:1801.10246.
- Other authors responded: GR correction is much smaller than exp.sensitivity 10^{-7} .
M. Visser: arXiv:1802.00651, P. Guzowski: arXiv:1802.01120.
- Further authors: the effect is exactly zero.
H. Nikolic: arXiv:1802.04025.
- Which is true? From first principles it is difficult to judge.

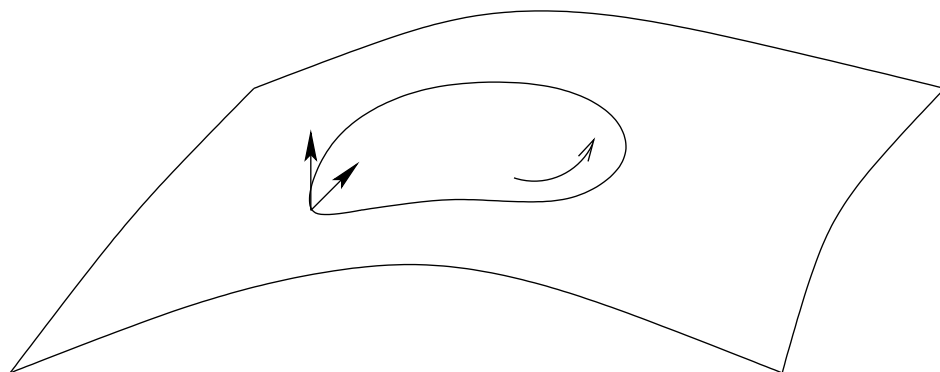
For EDM:

- Earlier papers already warned about possibility for a GR systematics on precession!
PRD71(2005)064016, PRD76(2007)061101, NPB911(2016)206, PRD94(2016)044019...
Perturbative calculations with approximations. Qualitatively OK, quantitatively not OK.
- Explicitly first calculated for electric-only frozen spin ring in PLA376(2012)2822.
Perturbative. Quantitatively OK!! But not done for mixed ring.
- One thing for sure from first principles: only Earth can contribute (equivalence principle).

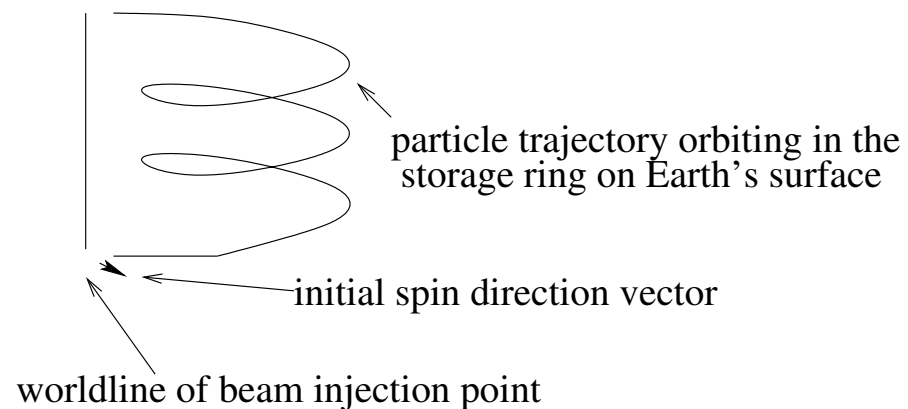
The kinematic configuration in GR setting



Since vectors are transported along closed curves, GR effect is very likely nonzero.



difference is expected due to curvature

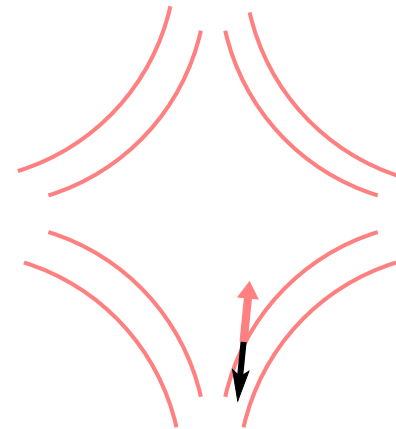
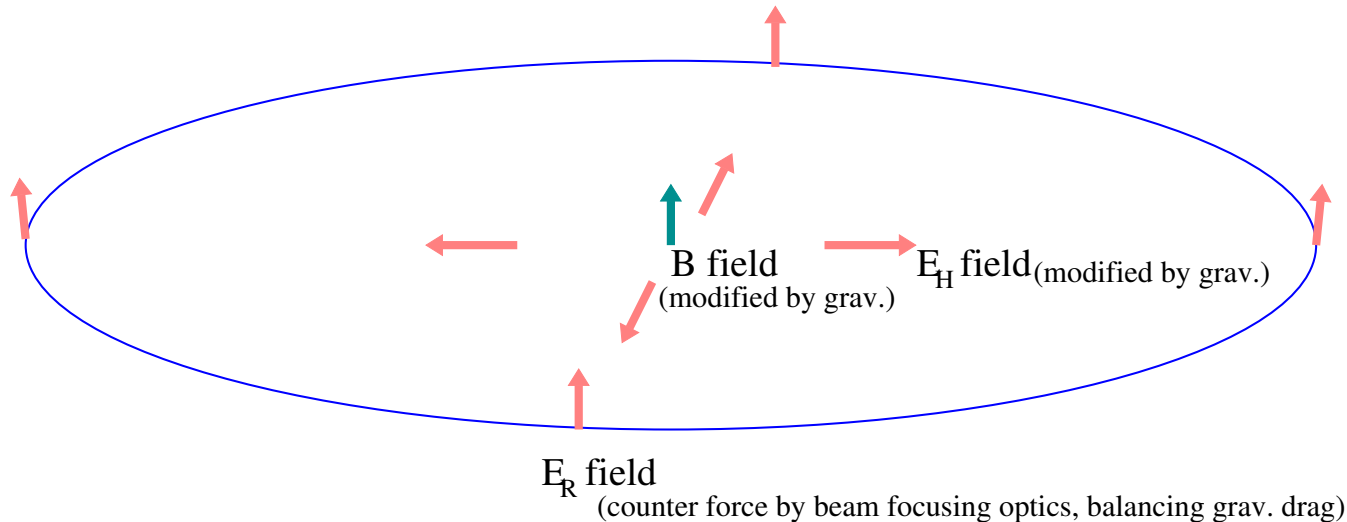


Because curvature just measures that.
But the effect can be small.

Question is: can this be substantially large?

What does the GR modify?

- The spacetime metric, and thus the parallel transport ∇_a , Fermi-Walker derivative D^F . (Newton and TBMT equations of motion are modified.)
- The Maxwell equations $\nabla_a F^{ab} = 0$, $\nabla_a {}^*F^{ab} = 0$. (The electromagnetic fields of the storage ring are modified.)



Notion of “vertical homogeneous magnetic field”, “horizontal cylindrical electric field”, and “Earth-radial electric field” makes sense and calculable over Schwarzschild.

These electromagnetic fields are necessary for modeling fields in idealized storage ring.

Results

A. László, Z. Zimborás: *Class.Quant.Grav.***35**(2018)175003.

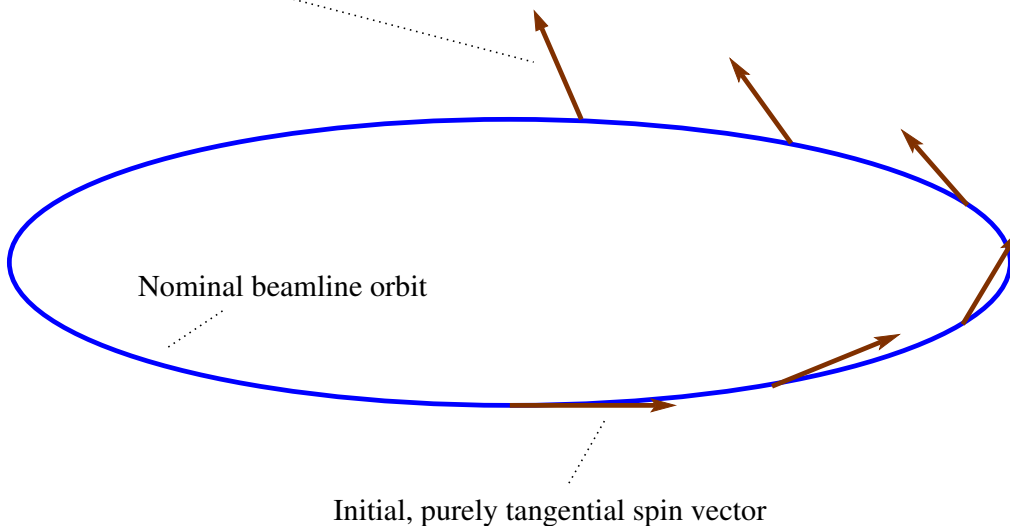
(R : Earth radius, r_S : Schwarzschild radius, L : storage ring radius, g : grav.accel.)

● **g – 2**: Systematic errors by GR is $\sim \frac{r_S}{R} \frac{L^2}{R^2} \approx 10^{-21}$, pretty much negligible. Qualitative reason: precession due to magnetic moment anomaly is relatively large effect, plus GR mainly modifies precession in the other direction.

● **EDM**: In a “frozen spin” storage ring GR torques the spin vector out of the orbital plane, at a rate $-a\beta\gamma \underbrace{g/c}_{\approx 33 \text{ nrad/sec}}$. This fake EDM signal is $\approx 10\times$ foreseen sensitivity.

(What about optimizing for specific GR experiment?)

Slowly built up vertical spin polarization due to GR



Optimization

We need to optimize for large $|a \beta \gamma|$. Grows unboundedly with γ , but becomes expensive.

- Given $a := \frac{g-2}{2}$ and $a \beta \gamma$, the Newton equation for circular motion and the “frozen spin” condition uniquely determines the B and E_H .
(2 equations, for 2 variables.)

$$E_H L = -\text{sign}(a) \frac{m c^2}{q} \frac{(a \beta \gamma)^2 \sqrt{a^2 + (a \beta \gamma)^2}}{a^2 (1 + a)},$$
$$B L = \frac{m c}{q} \frac{(a \beta \gamma)(a - (a \beta \gamma)^2)}{a^2 (1 + a)}$$

- Observe:
The necessary $|E_H|$ grows monotonically as $\sim |a \beta \gamma|^3$, for large $|a \beta \gamma|$.
The necessary $|E_H|$ decreases as $\sim |a|^{-2}$, for large $|a|$.

Experimental limitation is in $|E_H|$: above 8 MV/m, essentially impossible.

- Experimental idea:
Use large $|a|$ particle (nucleus), so that too large $|E_H|$ can be avoided.

Experimental / financial constraints:

ring radius L maximum ~ 10 m,

magnetic field $|B|$ maximum ~ 1 Tesla,

electric field $|E_H|$ maximum ~ 8 MV/m.

Let us aim for a GR signal strength $|a\beta\gamma| = 0.4$ (13.1 nrad/sec).

Assume a surely realistic electric field $|E_H| = 4.10$ MV/m.

Possible settings:

particle	a (\approx)	L [m]	$ B $ [Tesla]	p [MeV/c]	\mathcal{E}_{kin} [MeV]
triton	7.92	1.55	0.0335	141.9	3.58
helion3	-4.18	4.13	0.0353	268.5	12.8
proton	1.79	7.50	0.0304	209.7	23.1

Not realistic settings:

particle	a (\approx)	L [m]	$ B $ [Tesla]	p [GeV/c]	\mathcal{E}_{kin} [GeV]
deuteron	-0.142	1796	0.0243	5.283	3.731
electron	0.00116	5942	0.0136	0.1765	0.1760
muon	0.00116	1228520	0.0136	36.497	36.391

Observation: triton, helion3, or proton beam can be OK.
For triton beams, it can be “tabletop” experiment!

Open questions:

- spin polarized ion source (feasible),
- acceleration without depolarization (feasible),
- precision storage ring with large spin coherence time (feasible),
- polarimetry (feasible, carbon polarimetry),

- B field imperfections (**is an issue**).

Proposal by the JEDI collaboration at COSY (Jülich):

compare 2 type of particle species to cancel first order B imperfection effects.

Distinction from a true EDM signal:

via opposite space reflection behavior (change direction of beam).

Summary

- GR gives substantial contribution to “frozen spin” EDM experiments, of magnitude $-a \beta \gamma \frac{g}{c}$.

A.László,Z.Zimborás:*Class.Quant.Grav.***35**(2018)175003

(Y.Orlov,E.Flanagan,Y.Semertzidis:*Phys.Lett.***A376**(2012)2822 for purely electrostatic)

- Dedicated GR experiment via maximizing this contribution? The signal grows unboundedly with γ .
- Technical limiting factor is the necessary electric field. This can be decreased via using large $|a|$ particle.
- With modest energy triton, helion3, or proton beams, reasonable electric field is enough.
- The JEDI collaboration extended its physics program with the possibility of detection of this GR signal.

Backup

Beam evolution equations in lab frame

(Newton + Thomas-Barmann-Michel-Telegdi equations):

$$\frac{d\vec{\beta}}{dt_{\text{lab}}} = \frac{q}{m\gamma} \left(\vec{E} - (\vec{\beta} \cdot \vec{E}) \vec{\beta} + \vec{\beta} \times \vec{B} \right),$$

$$\frac{d\vec{S}_{\text{lab,corot.}}}{dt_{\text{lab}}} = -\frac{q}{m} \left(\underbrace{a \vec{B}}_{\text{magnetic term}} + \underbrace{\left(\frac{1}{(\beta\gamma)^2} - a \right) \vec{\beta} \times \vec{E}}_{\text{electric term}} + \underbrace{\frac{1}{2} \eta (\vec{E} + \vec{\beta} \times \vec{B})}_{\text{EDM term}} \right) \times \vec{S}_{\text{lab,corot.}}$$

zero at "magic momentum"

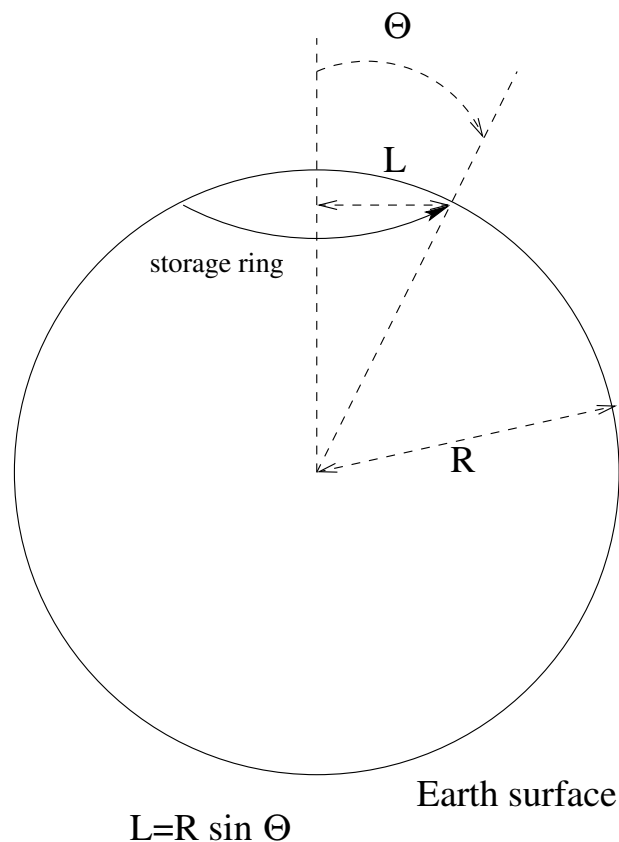
($g := \frac{2m\mu}{qs}$, $a := \frac{g-2}{2}$ is magnetic moment anomaly, $\eta := \frac{2md}{qs}$ is the "g" of EDM.)

Magic momentum: $\beta\gamma = \frac{1}{\sqrt{a}}$ (only possible for $a > 0$).

Frozen spin condition: $\frac{d\vec{S}_{\text{lab,corot.}}}{dt_{\text{lab}}} = 0$ (assuming $\eta = 0$).

(Special case: with $\vec{B} = 0$, then magic momentum \Leftrightarrow frozen spin condition.)

Coordinate conventions:



Schwarzschild metric:

$$g_{ab}(t, r, \vartheta, \varphi) = \begin{pmatrix} 1 - \frac{r_S}{r} & 0 & 0 & 0 \\ 0 & -\frac{1}{1 - \frac{r_S}{r}} & 0 & 0 \\ 0 & 0 & -r^2 & 0 \\ 0 & 0 & 0 & -r^2 \sin^2 \vartheta \end{pmatrix}$$

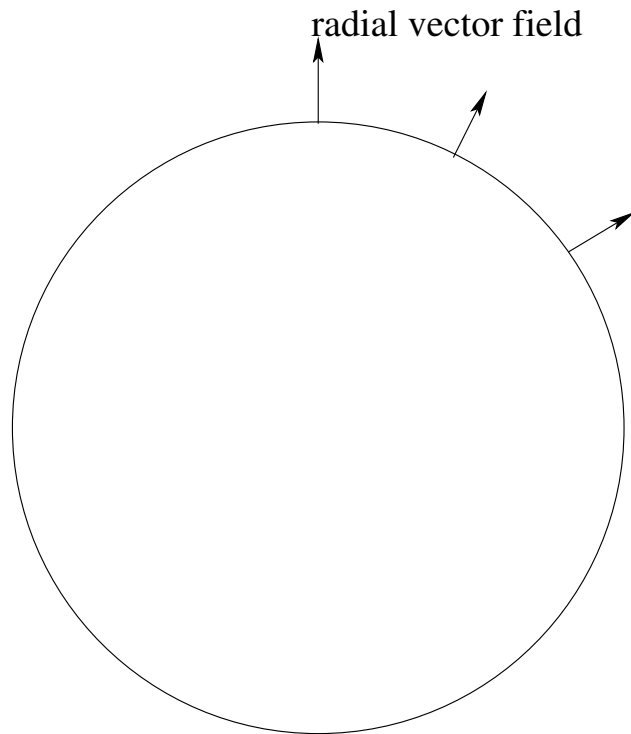
Schwarzschild metric is time translation (t) and rotationally (ϑ, φ) invariant.

Earth surface at: $r = R = \text{const.}$

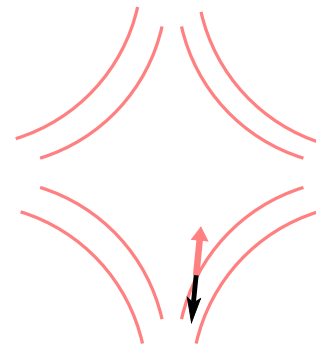
The storage ring: $r = R = \text{const.}, \vartheta = \Theta = \text{const.}$

Time: in terms of proper time along curves (along laboratory and particle trajectory).

Earth-radial electrostatic field effectively exerted by beam focusing optics:



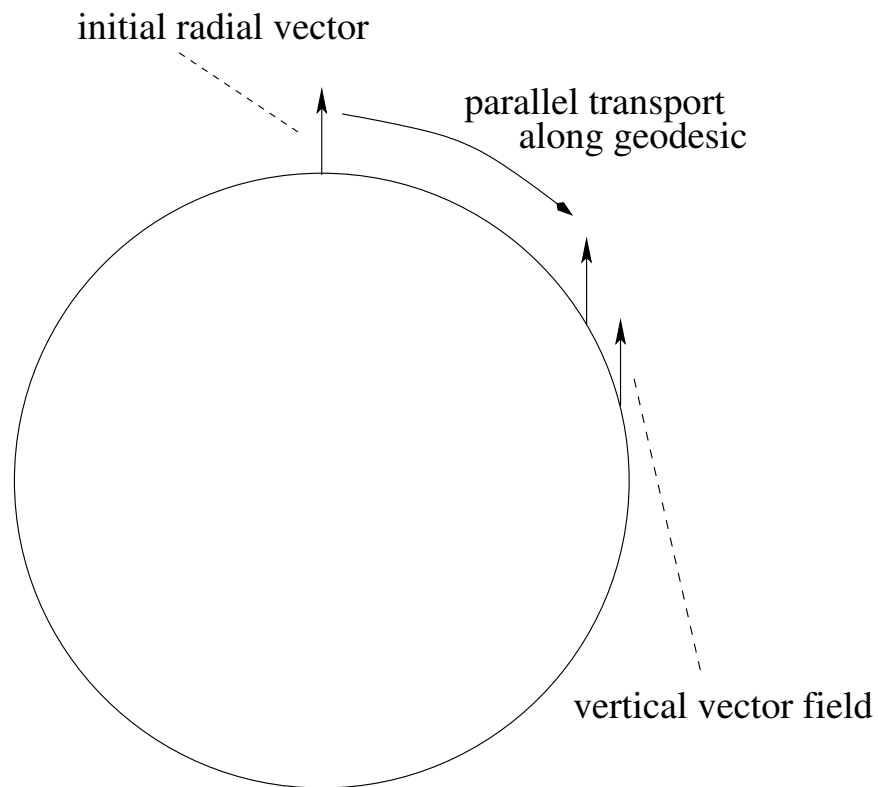
$r=\text{const}, t=\text{const}$ surface



$$E_R^a(t, r, \vartheta, \varphi) = E_R \frac{R^2}{r^2} \begin{pmatrix} 0 \\ \sqrt{1 - \frac{r_S}{r}} \\ 0 \\ 0 \end{pmatrix}$$

Holds the beam against falling. (Field of charged spherical shell around gravitating center.)

Vertical magnetic field (field inside infinite solenoid):

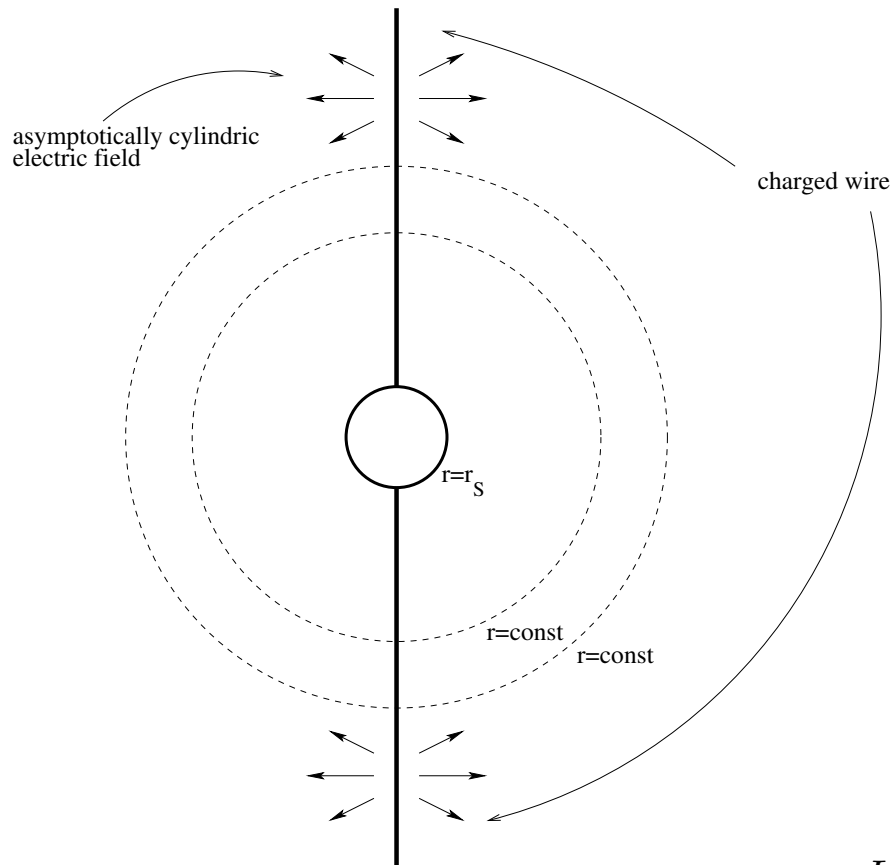


$r=\text{const}, t=\text{const}$ surface

$$B^a(t, r, \vartheta, \varphi) = B \sqrt{\frac{1 - \frac{r_S}{r}}{1 - \frac{r_S}{R} \left(\frac{L}{R}\right)^2}} \begin{pmatrix} 0 \\ \cos \vartheta \\ -\frac{1}{r} \sin \vartheta \\ 0 \end{pmatrix}$$

Bending field.

Horizontal electrostatic field (field of infinite uniformly charged suspended wire):



$$E_H^a(t, r, \vartheta, \varphi) = E_H \frac{L}{r \sin \vartheta} \sqrt{1 - \frac{r_S}{r}} \mathcal{N}_{r_S} \begin{pmatrix} 0 \\ \sin \vartheta \left(1 + \frac{r_S}{r} \ln\left(\frac{1}{2} \sin \vartheta\right)\right) \\ \frac{1}{r} \cos \vartheta \\ 0 \end{pmatrix},$$

Bending field.

$$\text{with } \mathcal{N}_{r_S} := \left(\left(\frac{L}{R}\right)^2 \left(1 + \frac{r_S}{R} \ln\left(\frac{L}{2R}\right)\right)^2 + \left(1 - \left(\frac{L}{R}\right)^2\right) \left(1 - \frac{r_S}{R}\right) \right)^{-\frac{1}{2}}$$

Some philosophy...

To what extent it is gravitational modification of kinematics vs Larmor precession?

$$\underbrace{D_u^F w^b}_{\substack{\text{from kinematics} \\ \text{(Thomas)}}} = \underbrace{-g \frac{q}{2m} \left(F^{bc} - u^b u_d F^{dc} - F^{bd} u_d u^c \right)}_{\substack{\text{of electrodynamic origin} \\ \text{(Larmor)}}} w_c \quad (\leftarrow \text{TBMT equations})$$

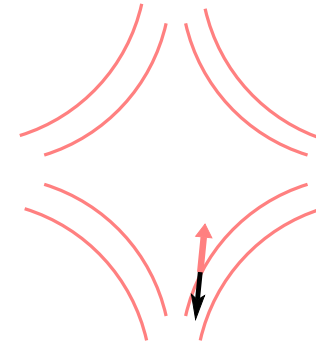
$-\overbrace{\frac{g-2}{2}}^a \beta \gamma g/c$ (\leftarrow vertical polarization buildup rate by GR)

$$\left(F_{ab} = \underbrace{F_{ab}^B}_{\text{magnetic bending}} + \underbrace{F_{ab}^{EH}}_{\text{electric bending}} + \underbrace{F_{ab}^{ER}}_{\text{just compensating "weight" of beam}} \right)$$

Part of the contribution is coming merely from “weight”:

$$-\frac{\mu}{s} \left(F_{bc}^{E_R} - u_b u^d F_{dc}^{E_R} - F_{bd}^{E_R} u^d u_c \right) \quad (\leftarrow \text{Larmor precession by } E_R)$$

E_R merely compensates the gravitational drag of Earth:



Little to do with GR, kind of “classical” effect.

What is the “real GR” contribution, other than E_R ?

Answer:

$$\text{“real GR”} : E_R = -1 : (1 + a)$$

for all $\beta\gamma$.