

What Open Access ?

Various perspectives at the uptake of OA scholarly publishing

Thed van Leeuwen *, Nicolas Robinson-Garcia **

& Rodrigo Costas *

* Leiden University, Centre for Science and
Technology Studies (CWTS),

** Delft University of Technology

OAI 2019 Conference, Geneva, Switzerland
June 19-21th, 2019



Universiteit
Leiden

Outline

- Criteria for analysis of OA uptake
- Sources for analysis of OA uptake
- How do we define OA uptake ?
- Various perspectives on OA
- Results of the perspectives analysis
- Conclusions & discussion

SLI.DO code is OAI11

CWTS criteria for OA

- ❖ CWTS has defined criteria for the analysis of OA uptake *
 - **Sustainable**
 - Publications are OA in the public domain, without immediate and direct risk of disappearing behind a pay-wall.
 - **Legal**
 - Identification as OA should not be based on 'illegal acts' and should not be based on copyright infringement.

Sources with evidence of OA, compliant with criteria

DOAJ list	→ Gold OA
ROAD list	→ Gold OA
CrossRef	→ Green OA
PubMedCentral	→ Green OA (?)
OpenAIRE	→ Gold OA & Green OA

*Methodology used
until July 2018*

Unpaywall	→ Green OA & Gold OA
Unpaywall	→ Hybrid OA & Bronze OA

Simplification!

Data sources that do not comply with the two requirements
(*Sustainability and Legality*) for OA detection are:

- **ResearchGate**
- **SciHub**



... some people still suggest
to use these sources !

Additional considerations concerning criteria for OA

❖ An important aspect in opening up: **Engagement**

- **Green OA:** by archiving final, peer-reviewed drafts in a freely accessible institutional repository or disciplinary repository
- **Self-archiving?** *When any of the authors has archived the publication*
- **Institutional self-archiving?** *When any of the authors or the librarian of the institution has archived the publication*
- **PMC OA?** *Is it the same as self-archiving? Does it capture **engagement** in OA? However, it takes care of the sustainability dimension of OA publishing*

Data sources: advantages/disadvantages

- **Web of Science**

- **Advantages:** consolidated database, citation linkages, and **complete metadata** (*author affiliations and classification scheme available*)
- **Disadvantages:** commercial/proprietary, coverage issues (*SSH, books, conference papers*)

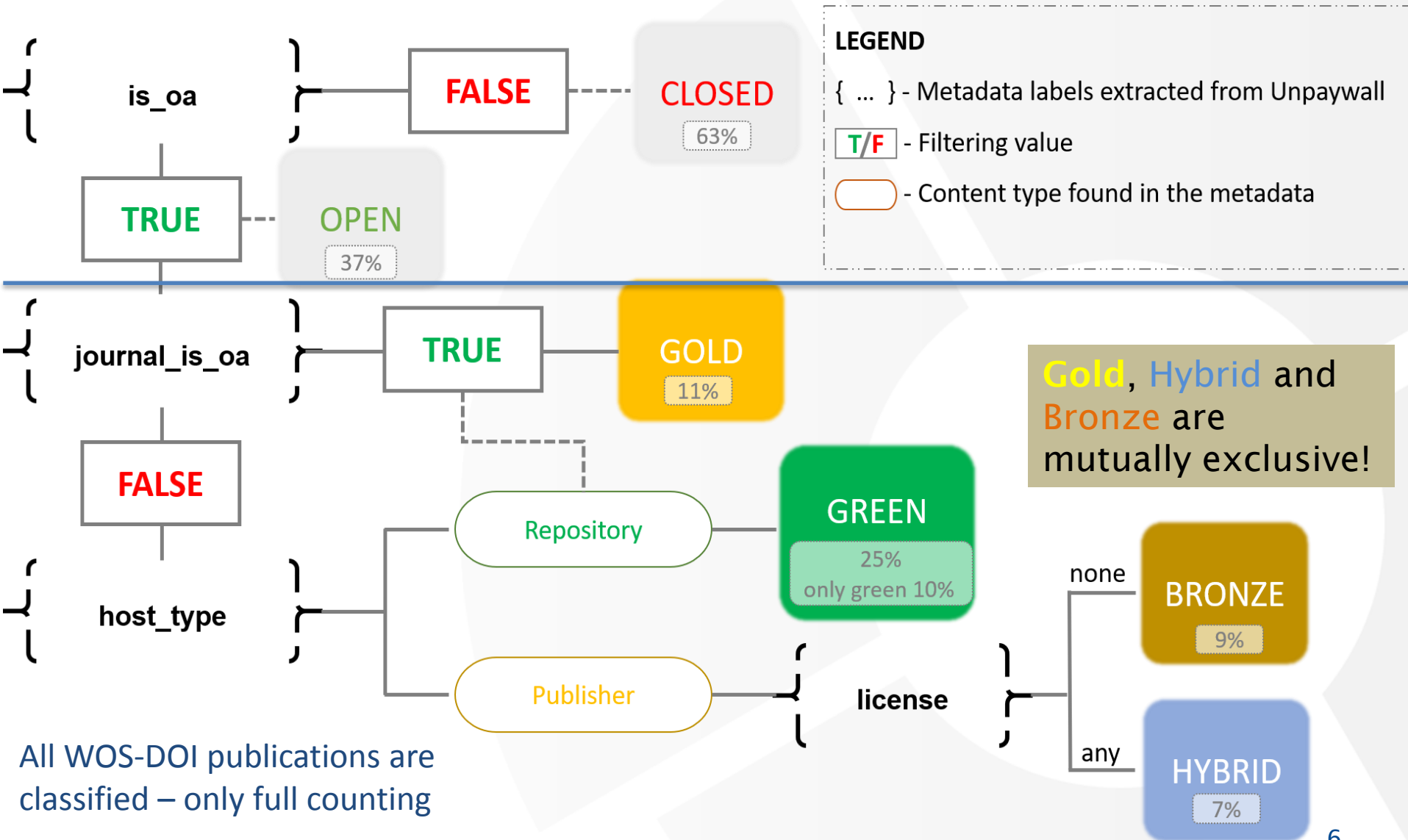
- **Unpaywall**

- **Advantages:** comprehensive (*multiple sources considered in the identification of OA evidence*), systematic, large coverage (*Crossref publications*), 'free' source, becoming 'standard in the business'
- **Disadvantages:** lack of relevant metadata (*affiliations, classification, doc types*), dependency of DOIs (*Crossref*)

- More validation and research needed (*How good is the data? does Unpaywall track all possible OA evidence?*)

How OA?

Approach to OA (from Unpaywall) - all evidence classification diagram *



* Indicators of open access publishing in the CWTS Leiden Ranking 2019, Thed van Leeuwen, Rodrigo Costas, Nicolas Robinson-Garcia, CWTS Blog. May 15th 2019

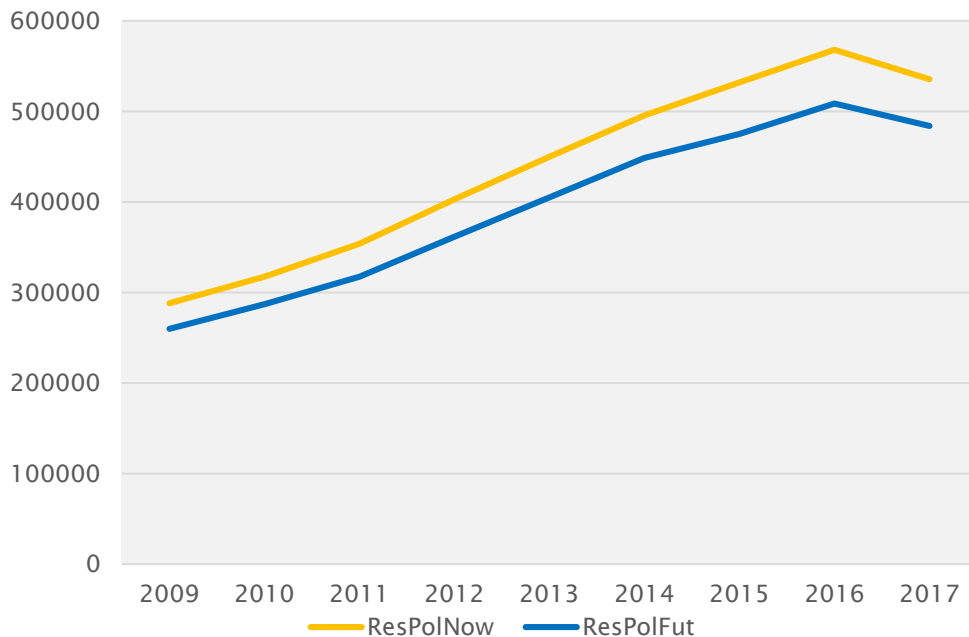
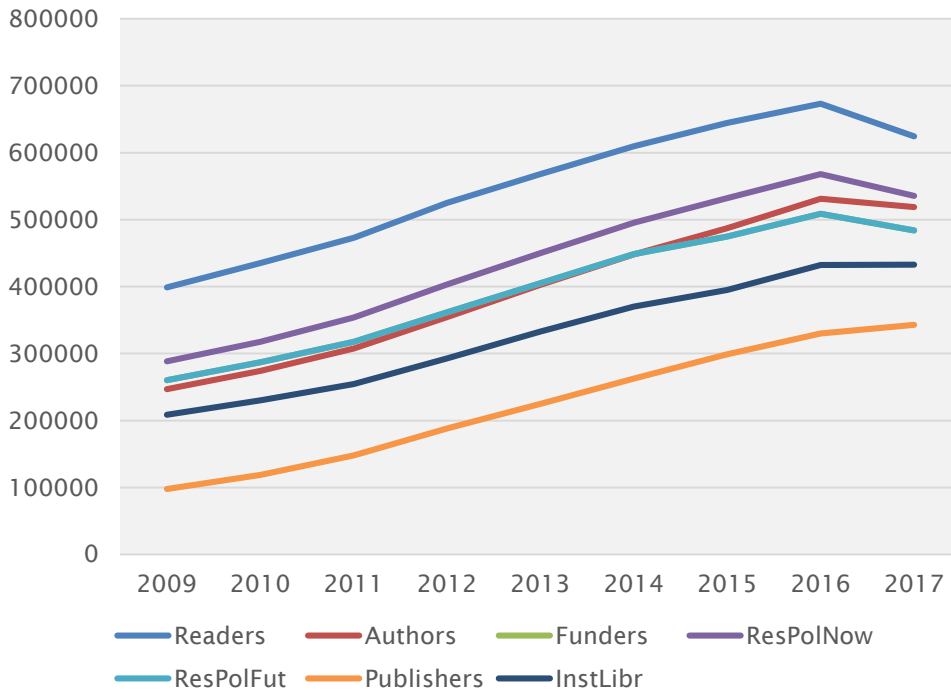
It's all about your perspective ...

- **Context counts:** therefore we want to create various points of view on how OA publishing is up taken:
 - **Which perspective?** Readers' perspective? Authors' perspective? Institutions' perspective? Funders' perspective? Publishers' perspective?
 - **Approach:**
 - consider all different forms of OA that a publication can have.
 - In principle, not imposing any preference on any perspective

Importance of different ‘perspectives’

	Type of ‘preferred’ OA by order of importance!			
	1	2	3	4
Readers perspective [access to the closest to published version of the publication]	Gold	Hybrid	Bronze	Green
Authors perspective (Ease) [minimum engagement by the authors in making OA]	Gold	Hybrid	Green*	
Authors perspective (Cost) [minimum cost for the authors in making OA]	Green *	Gold	Hybrid	
Funders perspectives [archiving and access to the closest to published version at a minimum cost]	Gold	Green		
Research policy perspective (Now) [legal access and sustainability at a minimum cost]	Gold	Green	Hybrid	
Research policy perspective (Future) [legal access and sustainability at a minimum cost after Plan S]	Gold	Green		
Institutional/Library perspective [archiving and optimizing access]	Green	Gold		
Publishers perspective [promotion and visibility of publishers publications & activities]	Bronze	Hybrid	Gold	

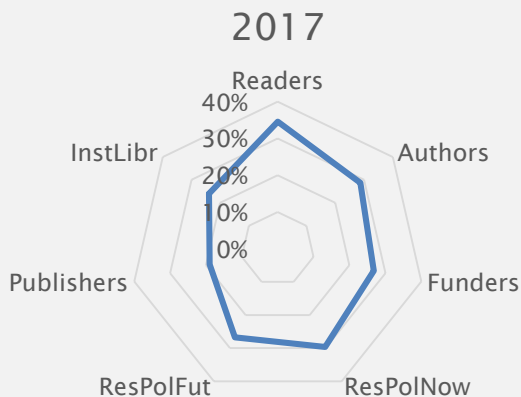
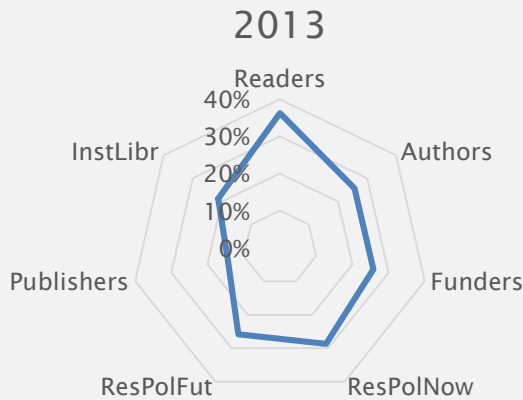
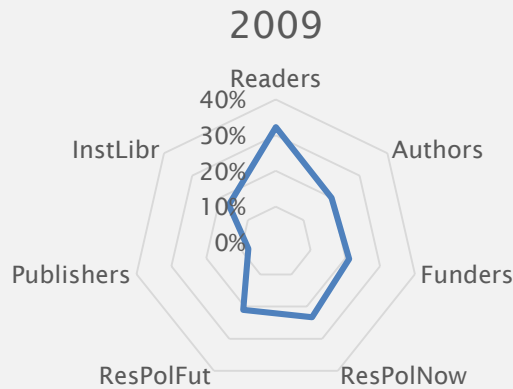
* Author and Institutional **Green OA** is based on self-archiving only, no PMC Green (for now)



At a global scale

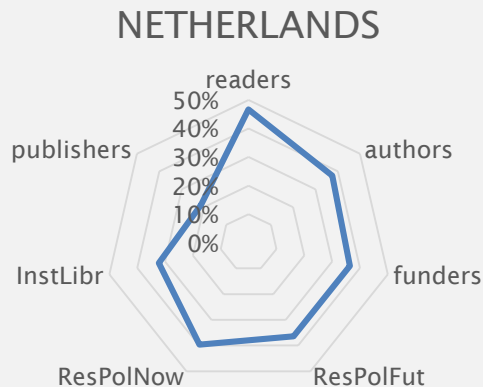
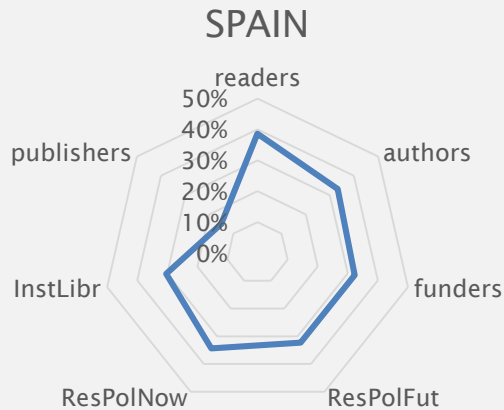
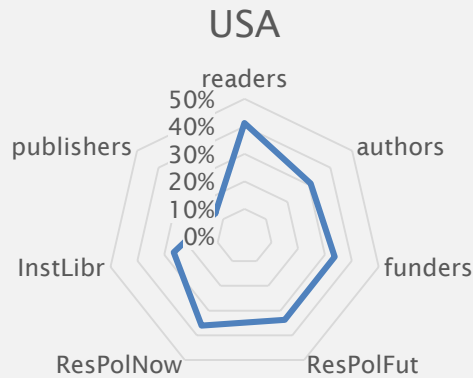
- In absolute terms, we find some 300 k publications difference between Author and Publisher perspectives.
- Some perspectives are overlapping (*Funders, ResPolFut & Inst/Libr*).
- Plan S decreases OA uptake from the policy perspective.
- Plan S aligns funders and policy making

At a global scale, in relative terms



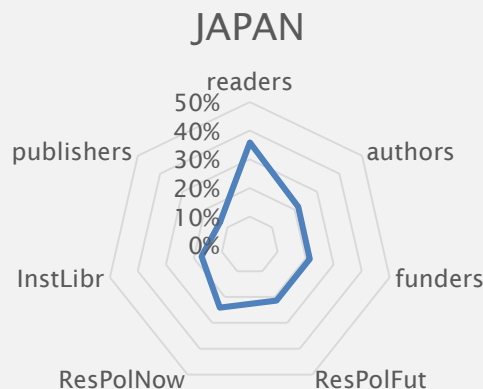
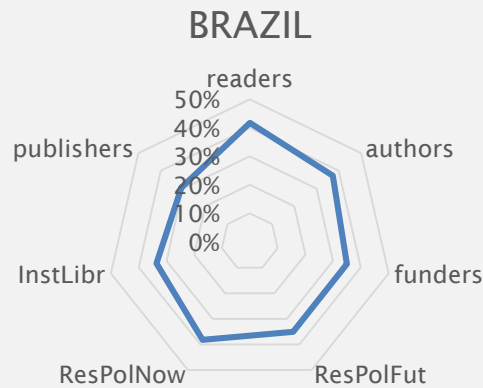
- The surface in the diagram indicates the 'volume' of OA uptake across perspectives.
- Authors perspective is most generous, while Publishers perspective is least generous.
- Through time, we observe that the various perspectives cover more of the surface.

1 - At national level, in relative terms



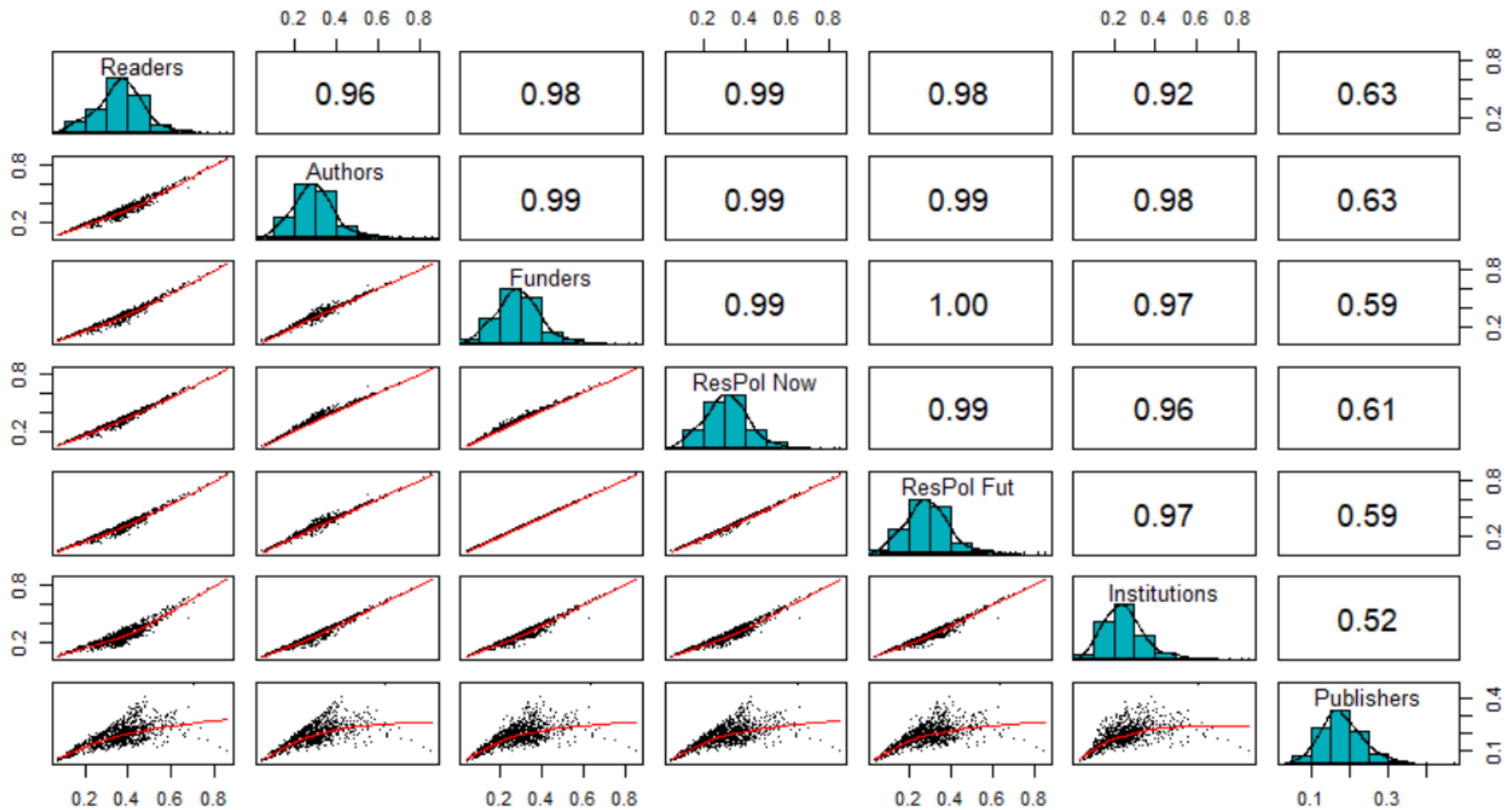
- The USA displays relatively low visibility through the institutional perspective, as Green OA is less well developed.
- For Spain goes, that the publishers perspective shows less OA uptake, due to a relative small Bronze share.
- For the Netherlands, we see that the Readers perspective on OA uptake is well developed, due to a large Bronze share by publishers.

2 - At national level, in relative terms



- For Brazil, we notice a balanced representation, even in the Publishers perspective.
- For the PRC, we observe a relatively weak OA uptake throughout all perspectives
- For Japan, Readers and ResPol Now perspectives stand out, due to Bronze in case of the former, and a weakly developed Green OA uptake in Japan in the latter.

At institutional level: LR 2018 data (>800 universities on a global scale)



Why use perspectives on OA uptake?

- The use perspectives approach shows that, depending on where one is positioned, OA uptake has a different meaning, and hence, a different volume.
- This also shows that one single superior method of analyzing OA uptake does not exist.
- More practical, the gap between the two extremes (Authors and Publishers) covers some 300k publications
- Most other perspectives fluctuate somewhere in between that 'space'.
- Studies like this can help sorting out concepts and definitions, thereby clarify somewhat the discursive space in which OA is discussed

What is next ?

- Try to get a more in-depth understanding of the data of Unpaywall.
- Try to get a more in-depth understanding of the archiving in the Green OA variation.
- Is it possible to use the preferences within each use perspective in some way ?
- A further exploration on the Green OA, as a crucial type of OA publishing (as it coincides with the other types)
 - Archiving function in view of the sustainability aspect
 - What is stored in institutional/disciplinary repositories?

Thank you for your attention !

**For questions,
ask me now or mail me...**

leeuwen@cwts.nl

Many thanks to:

**Bianca Kramer & Jeroen Bosman (UU)
Jason Priem & Heather Piwovar (Unpaywall)
for fruitful discussion and clarification**