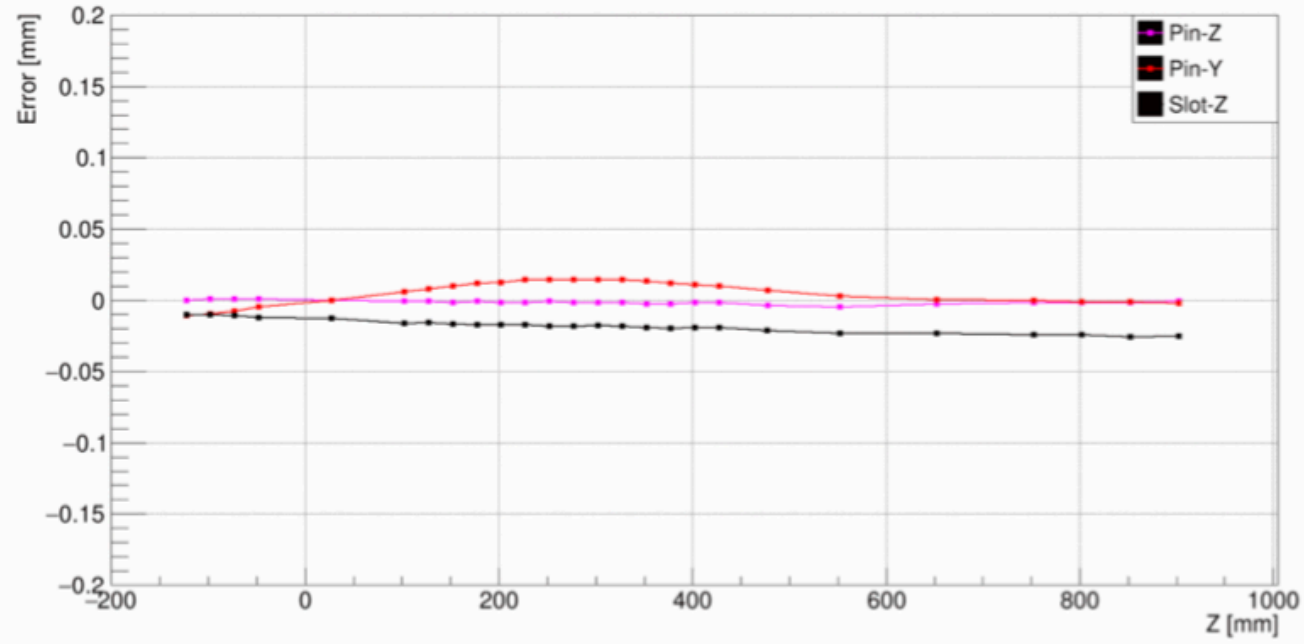
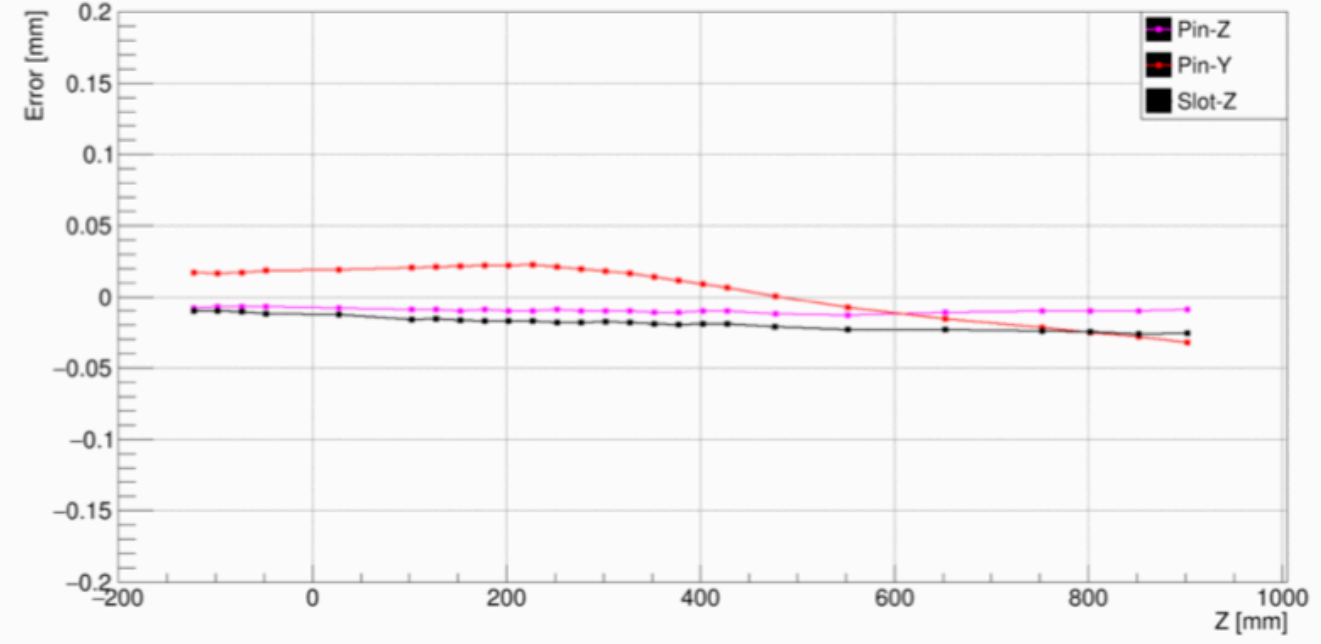


VELO Base, C-side, Module position residues in Y and Z (22.08.2018)

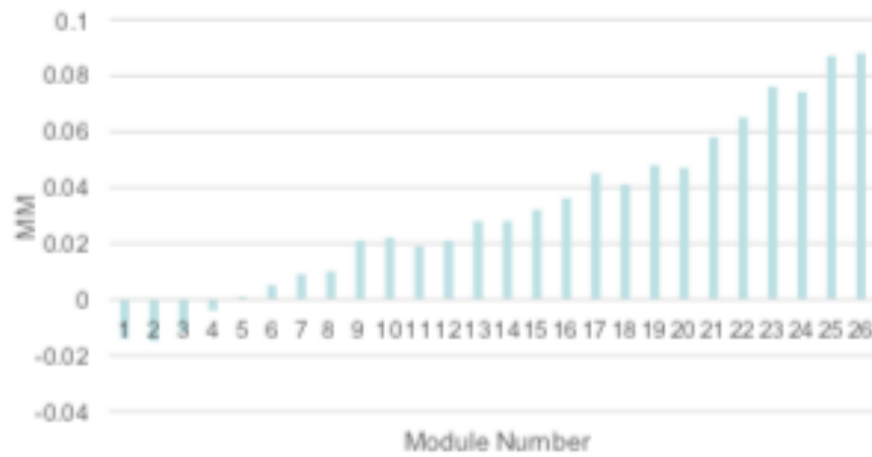


VELO Base, C-side, Module position residues in Y and Z (22.08.2018)



Dowel Positions

Dowel Position Difference from Nominal in LHCb Z



Slot Positions

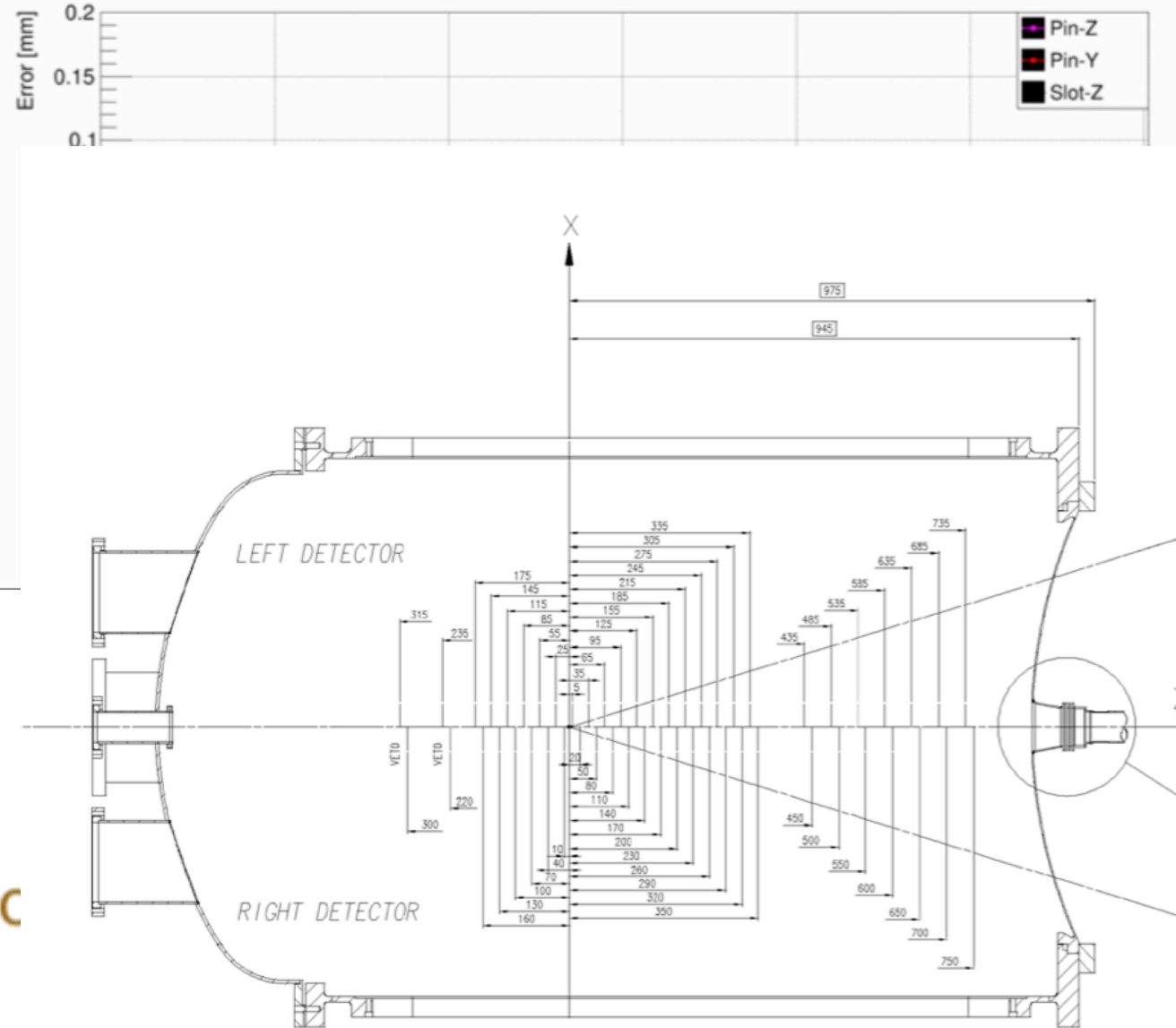
Dowel Position Difference from Nominal in LHCb Z



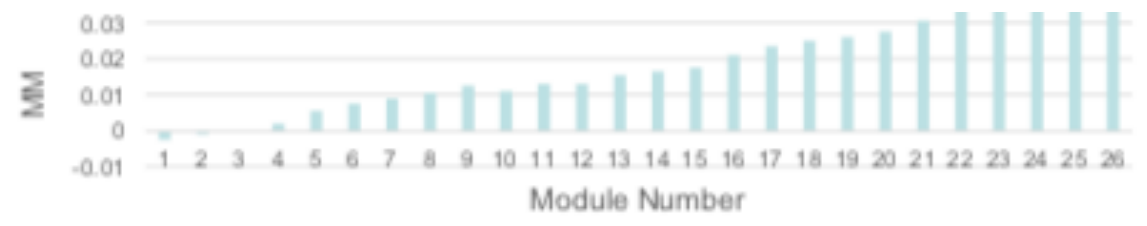
VELO Base, C-side, Module position residues in Y and Z (22.08.2018)

Station	Module	C-side Sensors	z [mm]	Module	A-side Sensors	z [mm]	Mean z [mm]
0	0	0 - 3	-287.50	1	4 - 7	-275.00	-281.25
1	2	8 - 11	-262.50	3	12 - 15	-250.00	-256.25
2	4	16 - 19	-237.50	5	20 - 23	-225.00	-231.25
3	6	24 - 27	-212.50	7	28 - 31	-200.00	-206.25
4	8	32 - 35	-137.50	9	36 - 39	-125.00	-131.25
5	10	40 - 43	-62.50	11	44 - 47	-50.00	-56.25
6	12	48 - 51	-37.50	13	52 - 55	-25.00	-31.25
7	14	56 - 59	-12.50	15	60 - 63	0.00	-6.25
8	16	64 - 67	12.50	17	68 - 71	25.00	18.75
9	18	72 - 75	37.50	19	76 - 79	50.00	43.75
10	20	80 - 83	62.50	21	84 - 87	75.00	68.75
11	22	88 - 91	87.50	23	92 - 95	100.00	93.75
12	24	96 - 99	112.50	25	100 - 103	125.00	118.75
13	26	104 - 107	137.50	27	108 - 111	150.00	143.75
14	28	112 - 115	162.50	29	116 - 119	175.00	168.75
15	30	120 - 123	187.50	31	124 - 127	200.00	193.75
16	32	128 - 131	212.50	33	132 - 135	225.00	218.75
17	34	136 - 139	237.50	35	140 - 143	250.00	243.75
18	36	144 - 147	262.50	37	148 - 151	275.00	268.75
19	38	152 - 155	312.50	39	156 - 159	325.00	318.75
20	40	160 - 163	387.50	41	164 - 167	400.00	393.75
21	42	168 - 171	487.50	43	172 - 175	500.00	493.75
22	44	176 - 179	587.50	45	180 - 183	600.00	593.75
23	46	184 - 187	637.50	47	188 - 191	650.00	643.75
24	48	192 - 195	687.50	49	196 - 199	700.00	693.75
25	50	200 - 203	737.50	51	204 - 207	750.00	743.75

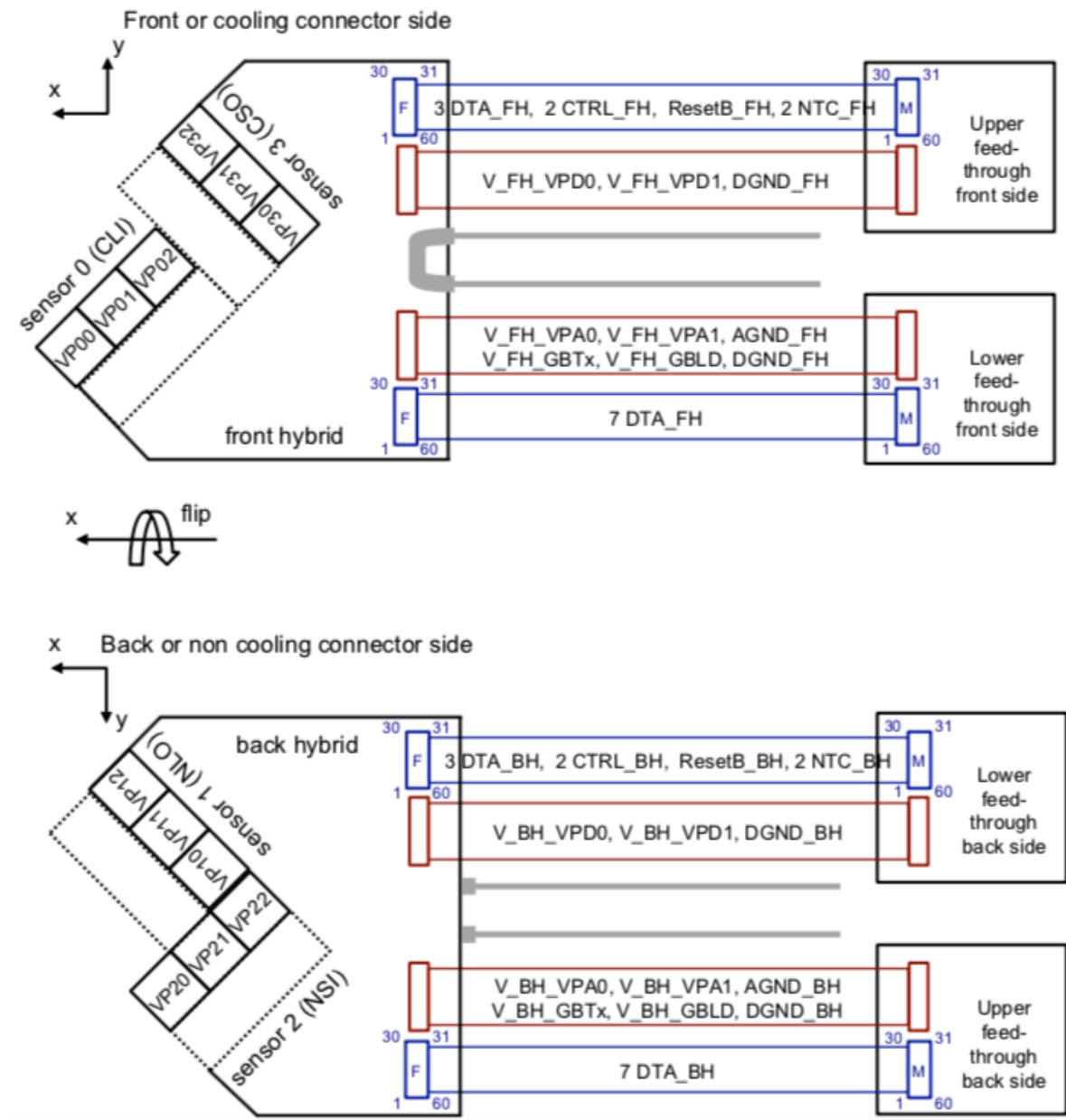
VELO Base, C-side, Module position residues in Y and Z (22.08.2018)



Slc



Module labelling, cable labelling



TOP VIEW

