
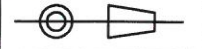
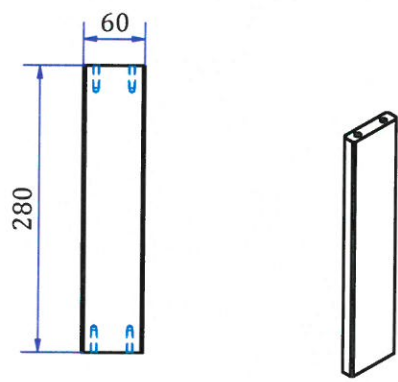
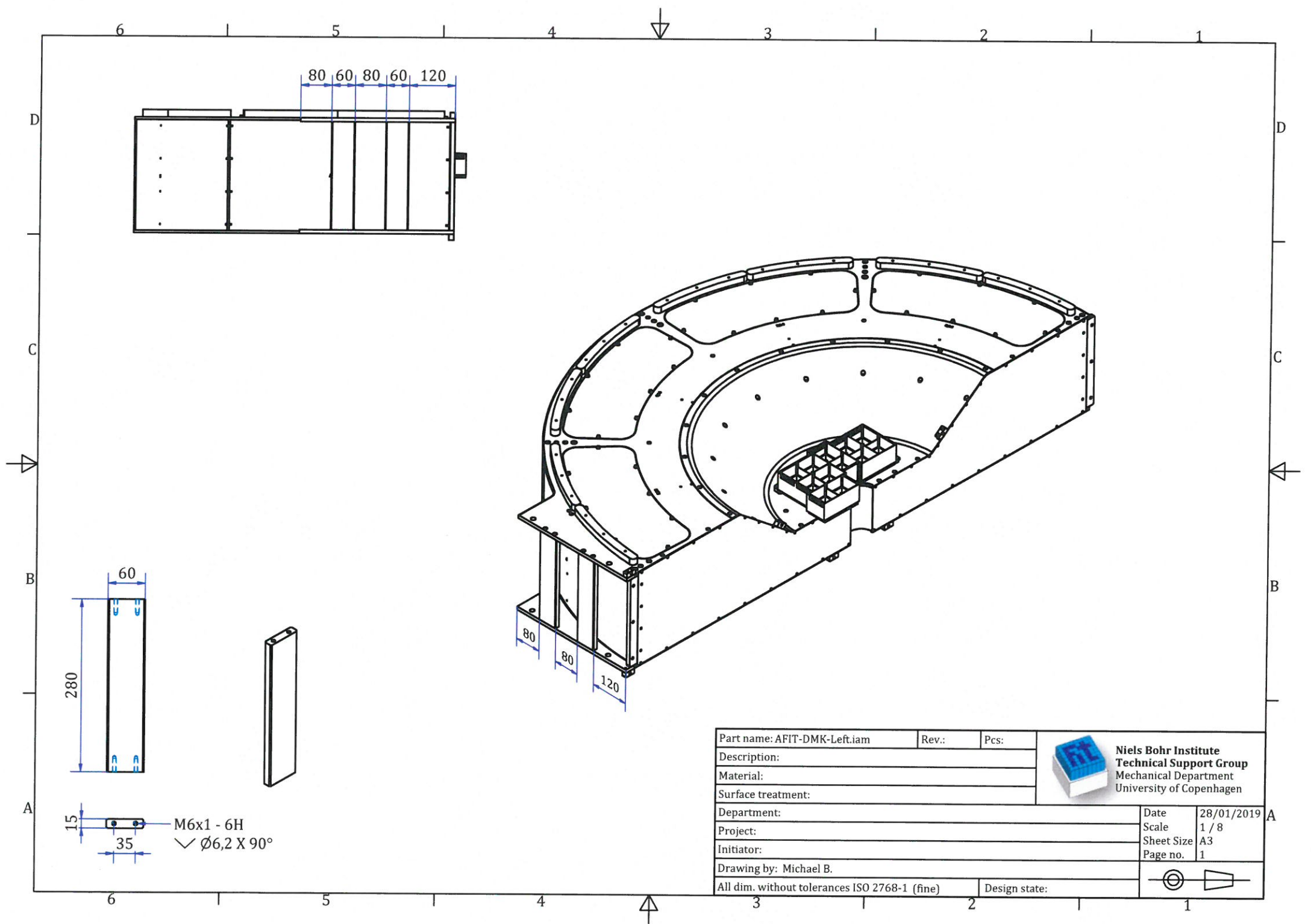


$\varnothing 8$ -15 DEEP
 6 pcs.
 $\surd \varnothing 8,2 \times 90^\circ$


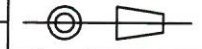
$\varnothing 8$ -15 DEEP
 6 pcs.
 $\surd \varnothing 8,2 \times 90^\circ$

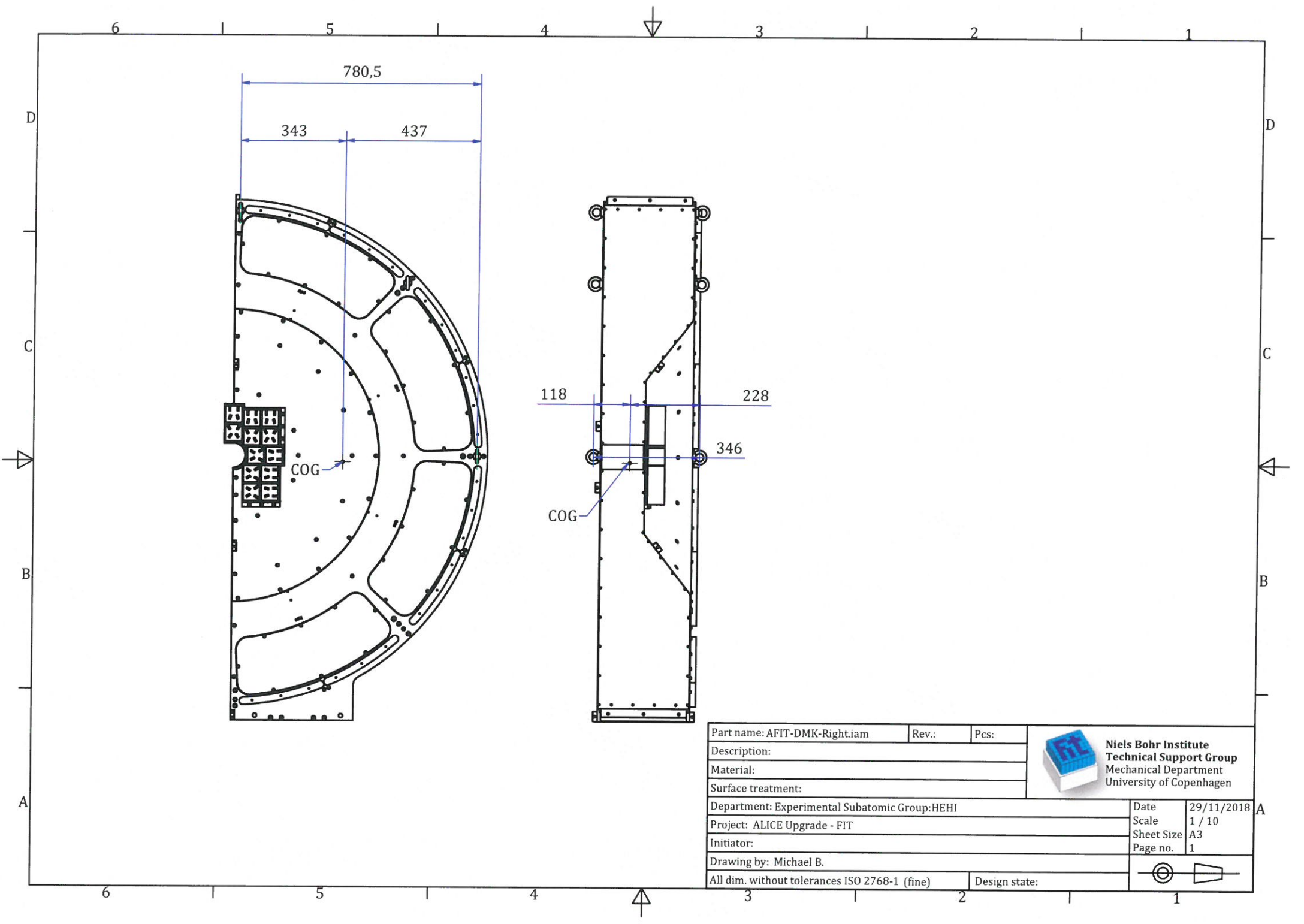
Part name: AFIT-DMK-Left+Right.iam	Rev.:	Pcs:	 Niels Bohr Institute Technical Support Group Mechanical Department University of Copenhagen
Description:			
Material:			
Surface treatment:			
Department:		Date	01/02/2019
Project:		Scale	1 / 12
Initiator:		Sheet Size	A3
Drawing by: Michael B.		Page no.	1
All dim. without tolerances ISO 2768-1 (fine)		Design state:	


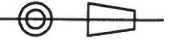


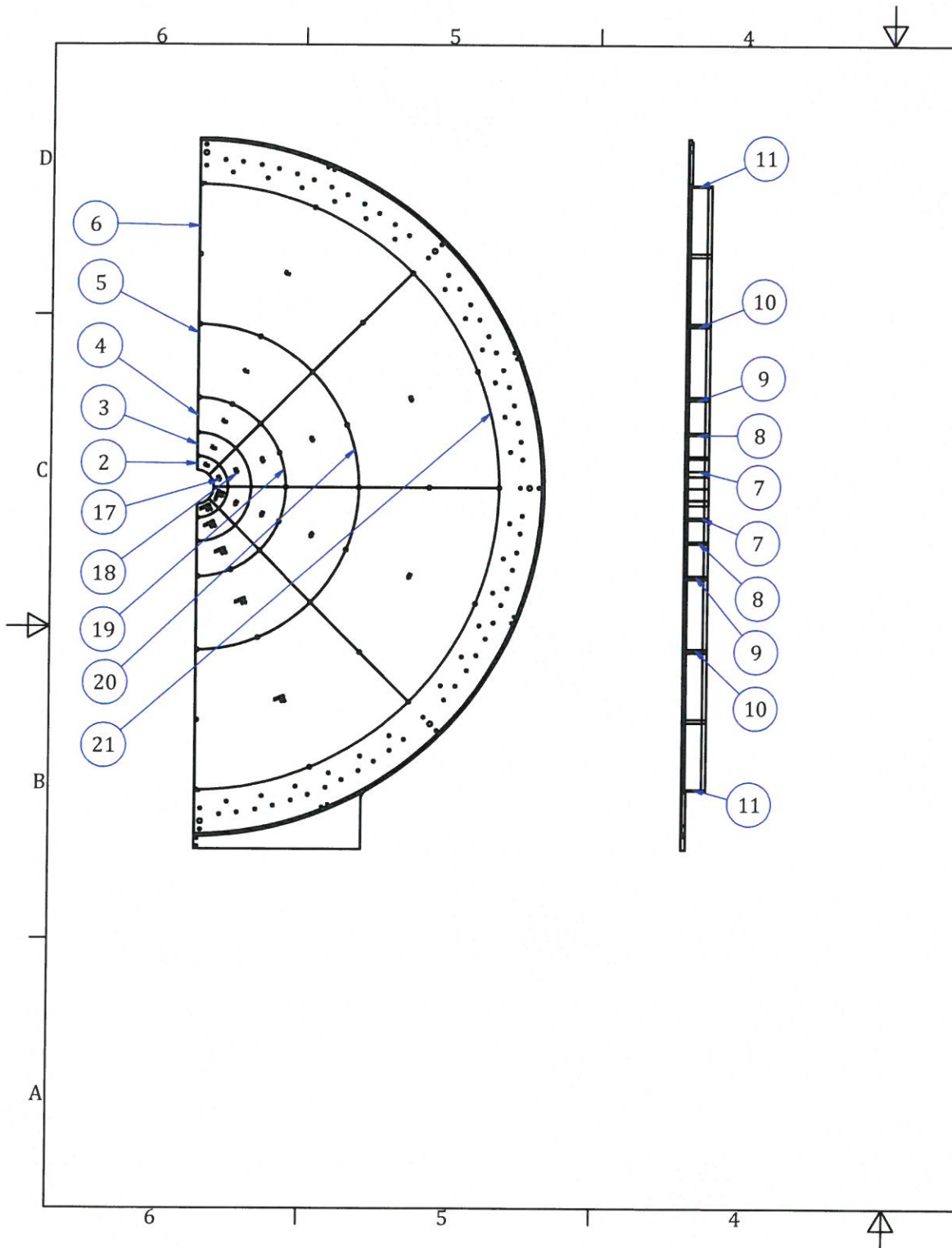


M6x1 - 6H
 ✓ Ø6,2 X 90°


Part name: AFIT-DMK-Left.iam	Rev.:	Pcs:	 Niels Bohr Institute Technical Support Group Mechanical Department University of Copenhagen
Description:			
Material:			
Surface treatment:			
Department:			
Date	28/01/2019		A
Project:			Scale 1 / 8
Initiator:			Sheet Size A3
Drawing by: Michael B.			Page no. 1
All dim. without tolerances ISO 2768-1 (fine)	Design state:		




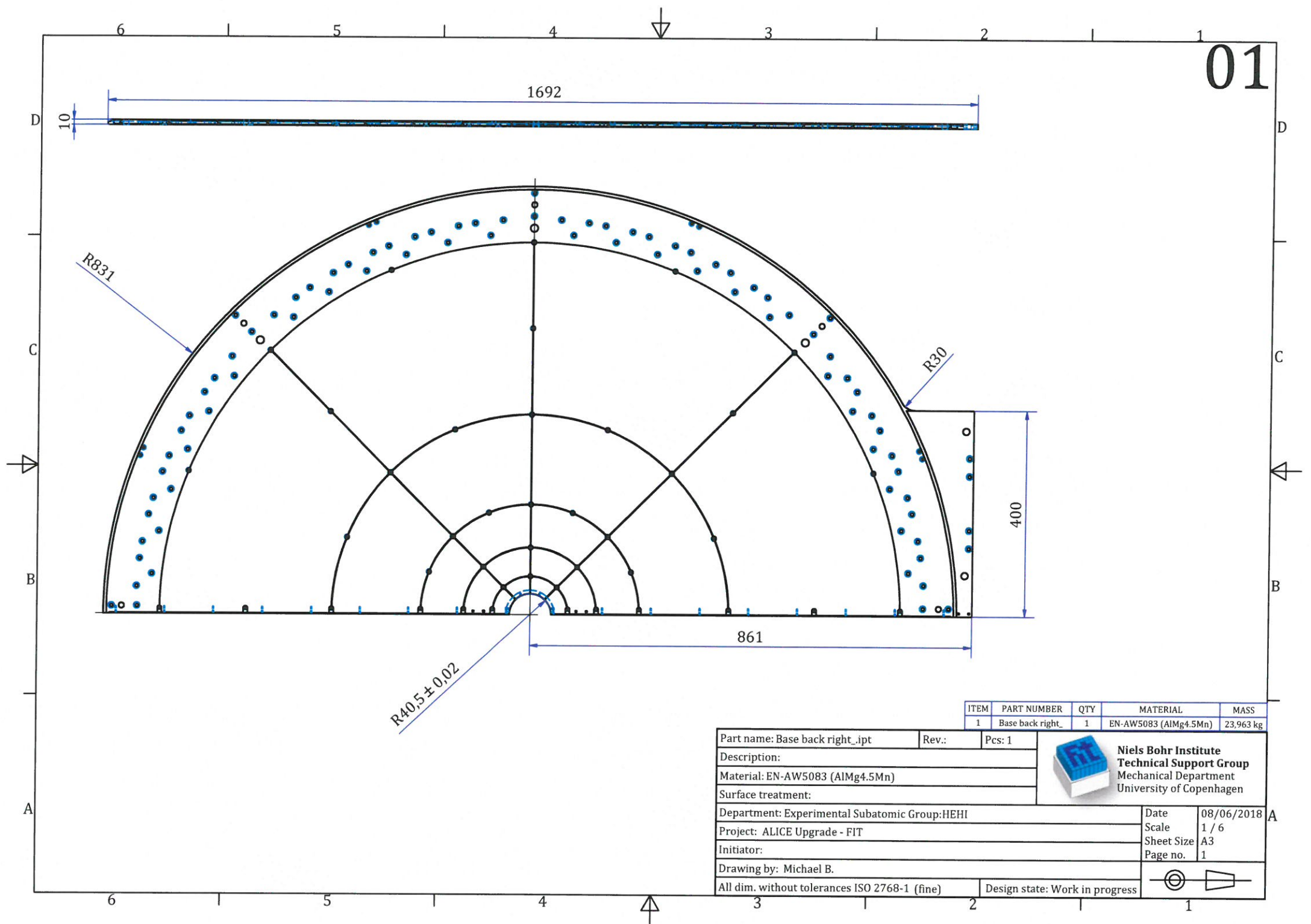
Part name: AFIT-DMK-Right.iam	Rev.:	Pcs:	 Niels Bohr Institute Technical Support Group Mechanical Department University of Copenhagen
Description:			
Material:			
Surface treatment:			
Department: Experimental Subatomic Group:HEHI		Date	29/11/2018
Project: ALICE Upgrade - FIT		Scale	1 / 10
Initiator:		Sheet Size	A3
Drawing by: Michael B.		Page no.	1
All dim. without tolerances ISO 2768-1 (fine)		Design state:	




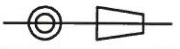
ITEM	PART NUMBER	QTY	MATERIAL	MASS
1	Base back right	1	EN-AW6082 (AlMgSi1) or EN-AW5083 (AlMg4.5Mn)	24,056 kg
2	Plast for fiber_1_a	4	Plast for fiber	0,020 kg
3	Plast for fiber_2_a	4	Plast for fiber	0,061 kg
4	Plast for fiber_3_a	4	Plast for fiber	0,155 kg
5	Plast for fiber_4_a	4	Plast for fiber	0,571 kg
6	Plast for fiber_5_a	4	Plast for fiber	2,029 kg
7	Scintillator_1_a	4	Scintillator Material	0,052 kg
8	Scintillator_2_a	4	Scintillator Material	0,161 kg
9	Scintillator_3_a	4	Scintillator Material	0,413 kg
10	Scintillator_4_a	4	Scintillator Material	1,539 kg
11	Scintillator_5_a	4	Scintillator Material	5,490 kg
12	Scintillator_1_b	4	Scintillator Material	0,053 kg
13	Scintillator_2_b	4	Scintillator Material	0,162 kg
14	Scintillator_3_b	4	Scintillator Material	0,413 kg
15	Scintillator_4_b	4	Scintillator Material	1,540 kg
16	Scintillator_5_b	4	Scintillator Material	5,492 kg
17	Plast for fiber_1_b	4	Plast for fiber	0,019 kg
18	Plast for fiber_2_b	4	Plast for fiber	0,056 kg
19	Plast for fiber_3_b	4	Plast for fiber	0,155 kg
20	Plast for fiber_4_b	4	Plast for fiber	0,571 kg
21	Plast for fiber_5_b	4	Plast for fiber	2,029 kg

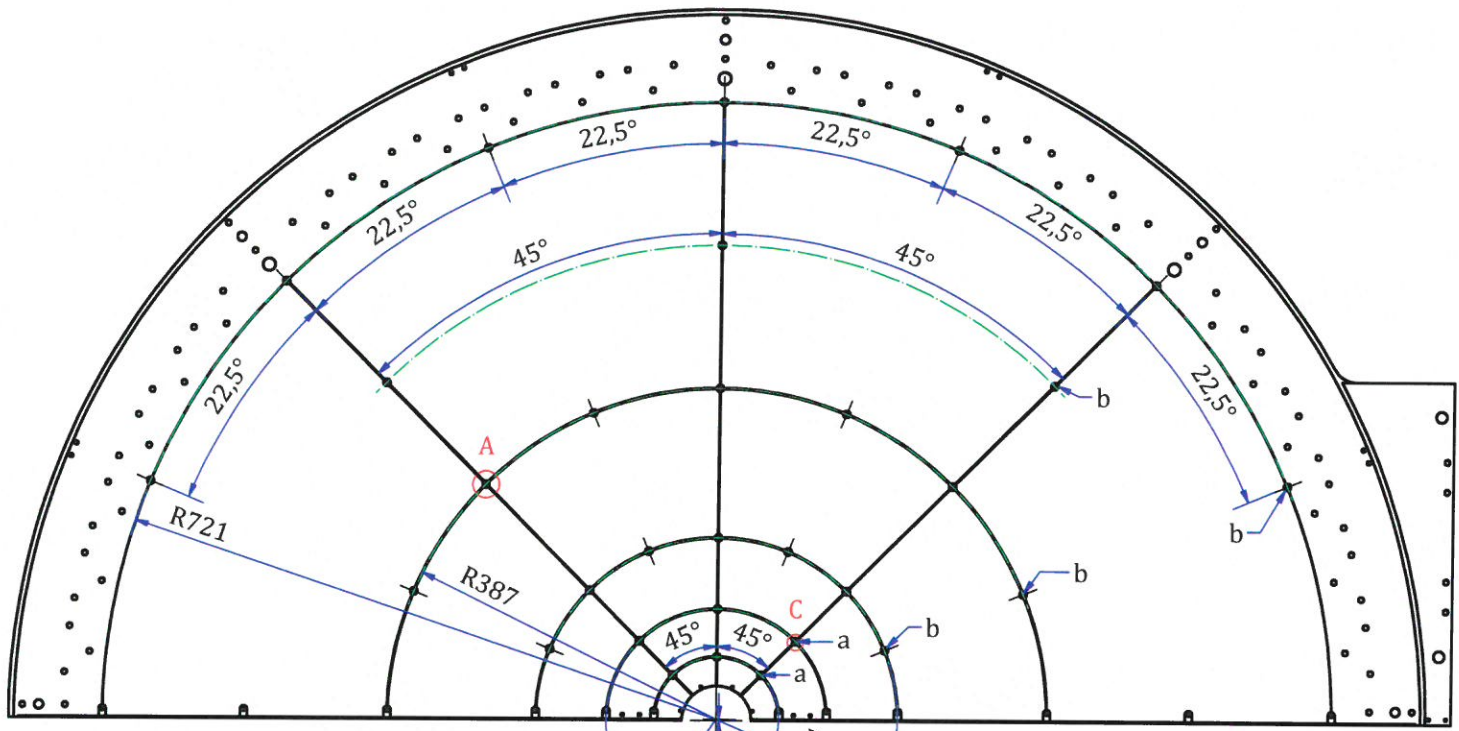


Part name: AFIT-DMK-000000_Right bottom		Rev: lam	Pcs:	 Niels Bohr Institute Technical Support Group Mechanical Department University of Copenhagen
Description:				
Material:				
Surface treatment:				
Department:			Date	14/01/2019
Project:			Scale	0,1 : 1
Initiator:			Sheet Size	A3
Drawing by: Michael B.			Page no.	1
All dim. without tolerances ISO 2768-1 (fine)			Design state:	

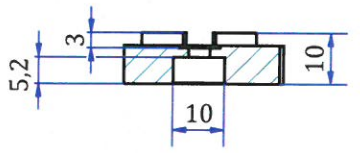


ITEM	PART NUMBER	QTY	MATERIAL	MASS
1	Base back right_	1	EN-AW5083 (AlMg4.5Mn)	23,963 kg

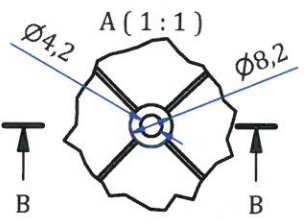
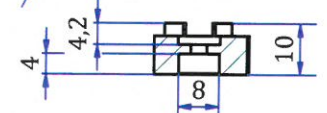
Part name: Base back right_.ipt	Rev.:	Pcs: 1	 Niels Bohr Institute Technical Support Group Mechanical Department University of Copenhagen		
Description:					
Material: EN-AW5083 (AlMg4.5Mn)					
Surface treatment:					
Department: Experimental Subatomic Group:HEHI			Date	08/06/2018	
Project: ALICE Upgrade - FIT			Scale	1 / 6	
Initiator:			Sheet Size	A3	
Drawing by: Michael B.			Page no.	1	
All dim. without tolerances ISO 2768-1 (fine)		Design state: Work in progress			



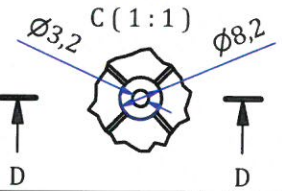
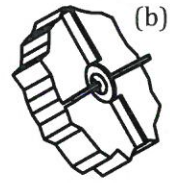
B-B (1:1)



D-D (1:1)




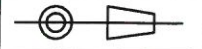
(b) 24 stk.

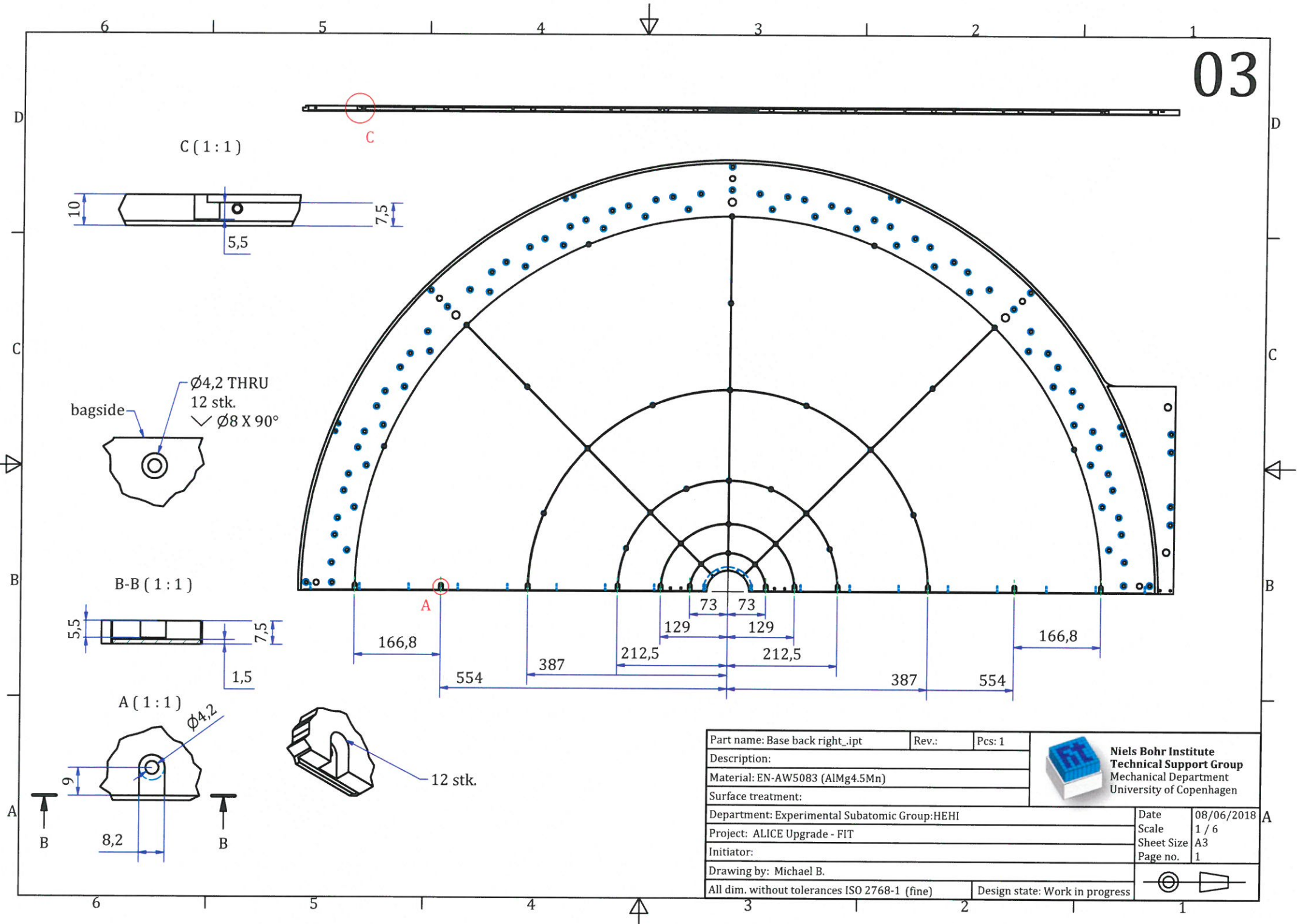



(a) 6 stk.

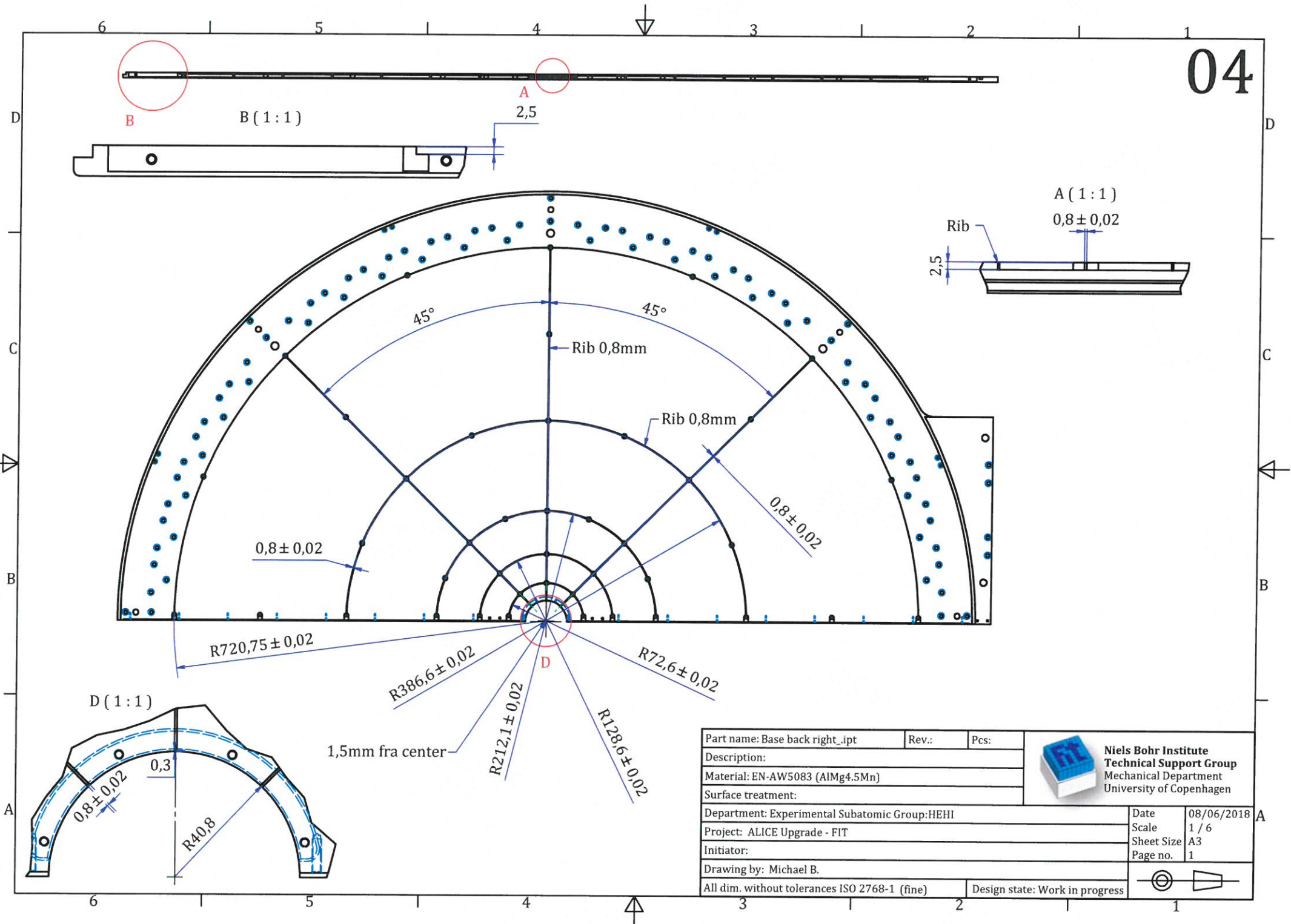





Part name: Base back right_ipt	Rev.:	Pcs: 1	 Niels Bohr Institute Technical Support Group Mechanical Department University of Copenhagen	
Description:				
Material: EN-AW5083 (AlMg4.5Mn)				
Surface treatment:				
Department: Experimental Subatomic Group:HEHI			Date	08/06/2018
Project: ALICE Upgrade - FIT			Scale	1 / 6
Initiator:			Sheet Size	A3
Drawing by: Michael B.			Page no.	1
All dim. without tolerances ISO 2768-1 (fine)			Design state: Work in progress	

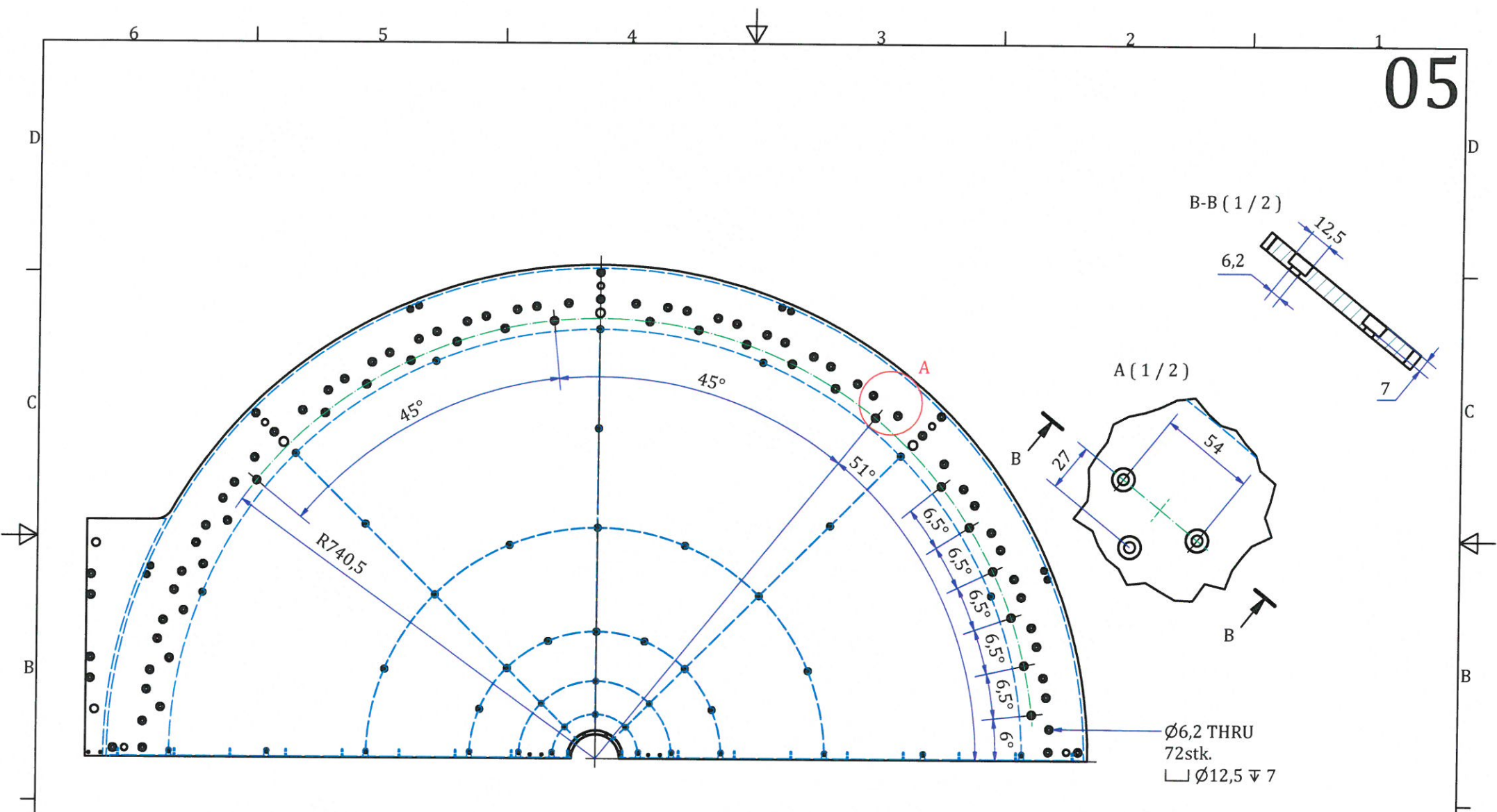





Part name: Base back right_ipt	Rev.:	Pcs: 1	 Niels Bohr Institute Technical Support Group Mechanical Department University of Copenhagen
Description:			
Material: EN-AW5083 (AlMg4.5Mn)			
Surface treatment:			
Department: Experimental Subatomic Group:HEHI			Date: 08/06/2018
Project: ALICE Upgrade - FIT			Scale: 1 / 6
Initiator:			Sheet Size: A3
Drawing by: Michael B.			Page no.: 1
All dim. without tolerances ISO 2768-1 (fine)		Design state: Work in progress	

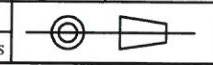


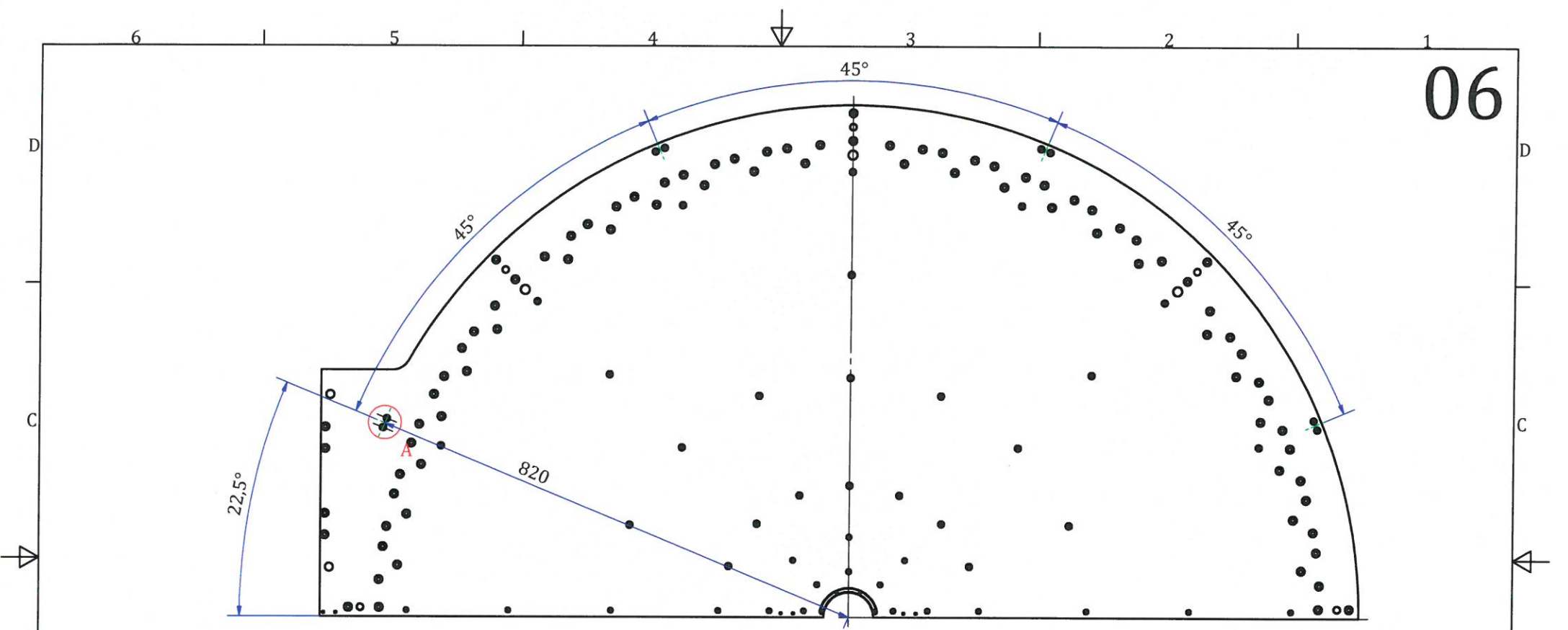
Part name: Base back right_ipt	Rev.:	Pcs:	 Niels Bohr Institute Technical Support Group Mechanical Department University of Copenhagen
Description:			
Material: EN-AW5083 (AlMg4.5Mn)			
Surface treatment:			
Department: Experimental Subatomic Group:HEHI	Date	08/06/2018	A3 Page no. 1
Project: ALICE Upgrade - FIT	Scale	1 / 6	
Initiator:	Sheet Size	A3	
Drawing by: Michael B.	Page no.	1	
All dim. without tolerances ISO 2768-1 (fine)		Design state: Work in progress	 



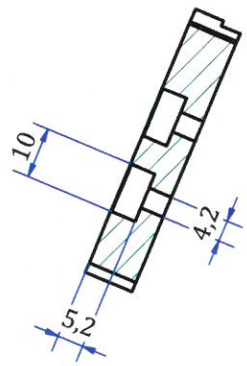
Ø6,2 THRU
72stk.
└┘ Ø12,5 ▽ 7

Part name: Base back right_ipt	Rev.:	Pcs: 1	 Niels Bohr Institute Technical Support Group Mechanical Department University of Copenhagen	
Description:				
Material: EN-AW5083 (AlMg4.5Mn)				
Surface treatment:				
Department: Experimental Subatomic Group:HEHI			Date	08/06/2018
Project: ALICE Upgrade - FIT			Scale	1 / 6
Initiator:			Sheet Size	A3
Drawing by: Michael B.			Page no.	1
All dim. without tolerances ISO 2768-1 (fine)			Design state: Work in progress	

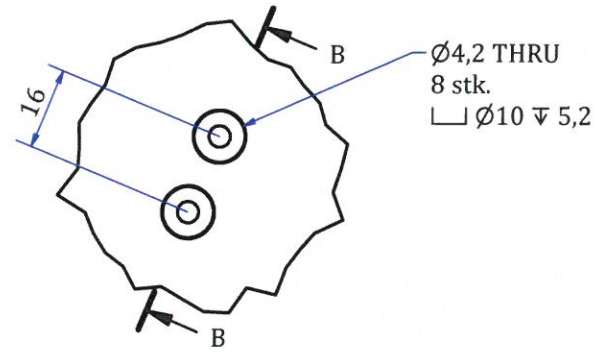





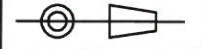
B-B (1:1)

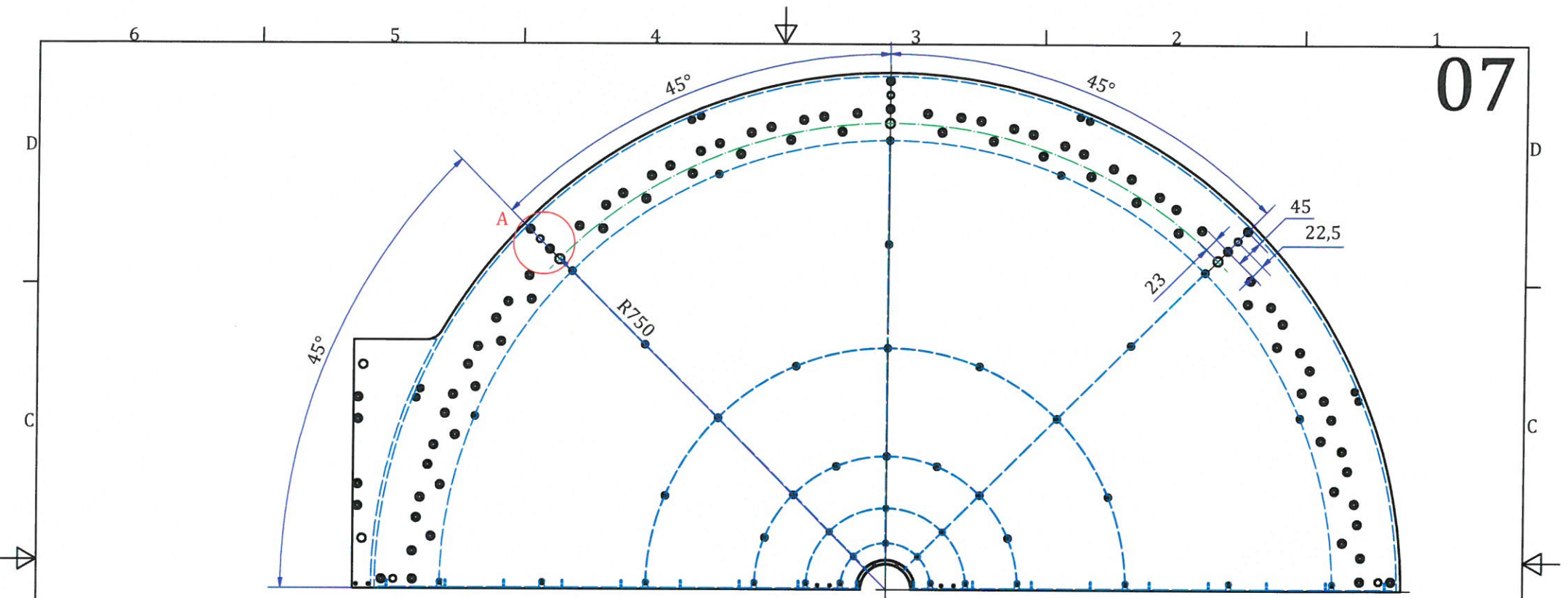


A (1:1)

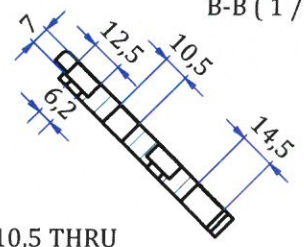


Part name: Base back right_ipt	Rev.:	Pcs: 1	 Niels Bohr Institute Technical Support Group Mechanical Department University of Copenhagen
Description:			
Material: EN-AW5083 (AlMg4.5Mn)			
Surface treatment:			
Department: Experimental Subatomic Group:HEHI		Date	08/06/2018
Project: ALICE Upgrade - FIT		Scale	1 / 6
Initiator:		Sheet Size	A3
Drawing by: Michael B.		Page no.	1
All dim. without tolerances ISO 2768-1 (fine)		Design state: Work in progress	



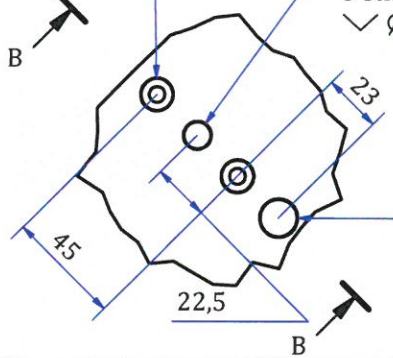


B-B (1/2)




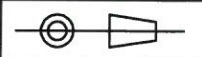
Ø6,2 THRU
6 stk.
└─┘ Ø12,5 ▽ 7

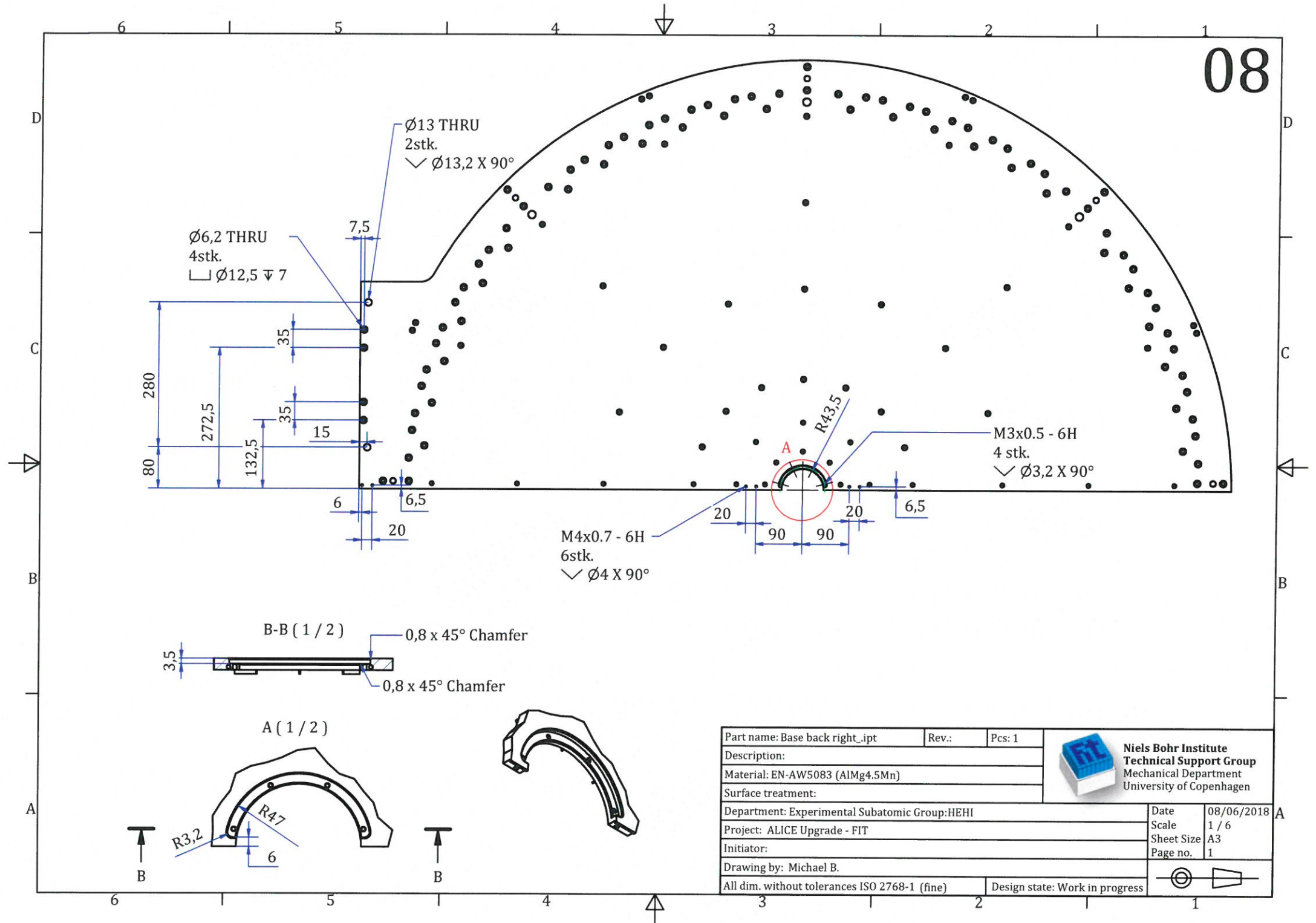
A (1/2) Ø10,5 THRU
3 stk.
└─┘ Ø11 X 90°



Ø14,5 THRU
3 stk.
└─┘ Ø15 X 90°

Part name: Base back right_ipt	Rev.:	Pcs:	 Niels Bohr Institute Technical Support Group Mechanical Department University of Copenhagen
Description:			
Material: EN-AW5083 (AlMg4.5Mn)			
Surface treatment:			
Department: Experimental Subatomic Group:HEHI			Date: 08/06/2018
Project: ALICE Upgrade - FIT			Scale: 1 / 6
Initiator:			Sheet Size: A3
Drawing by: Michael B.			Page no.: 1
All dim. without tolerances ISO 2768-1 (fine)		Design state: Work in progress	





Ø13 THRU
2stk.
∇ Ø13,2 X 90°

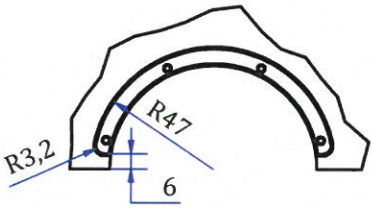
Ø6,2 THRU
4stk.
└─┘ Ø12,5 ∇ 7


M3x0.5 - 6H
4 stk.
∇ Ø3,2 X 90°

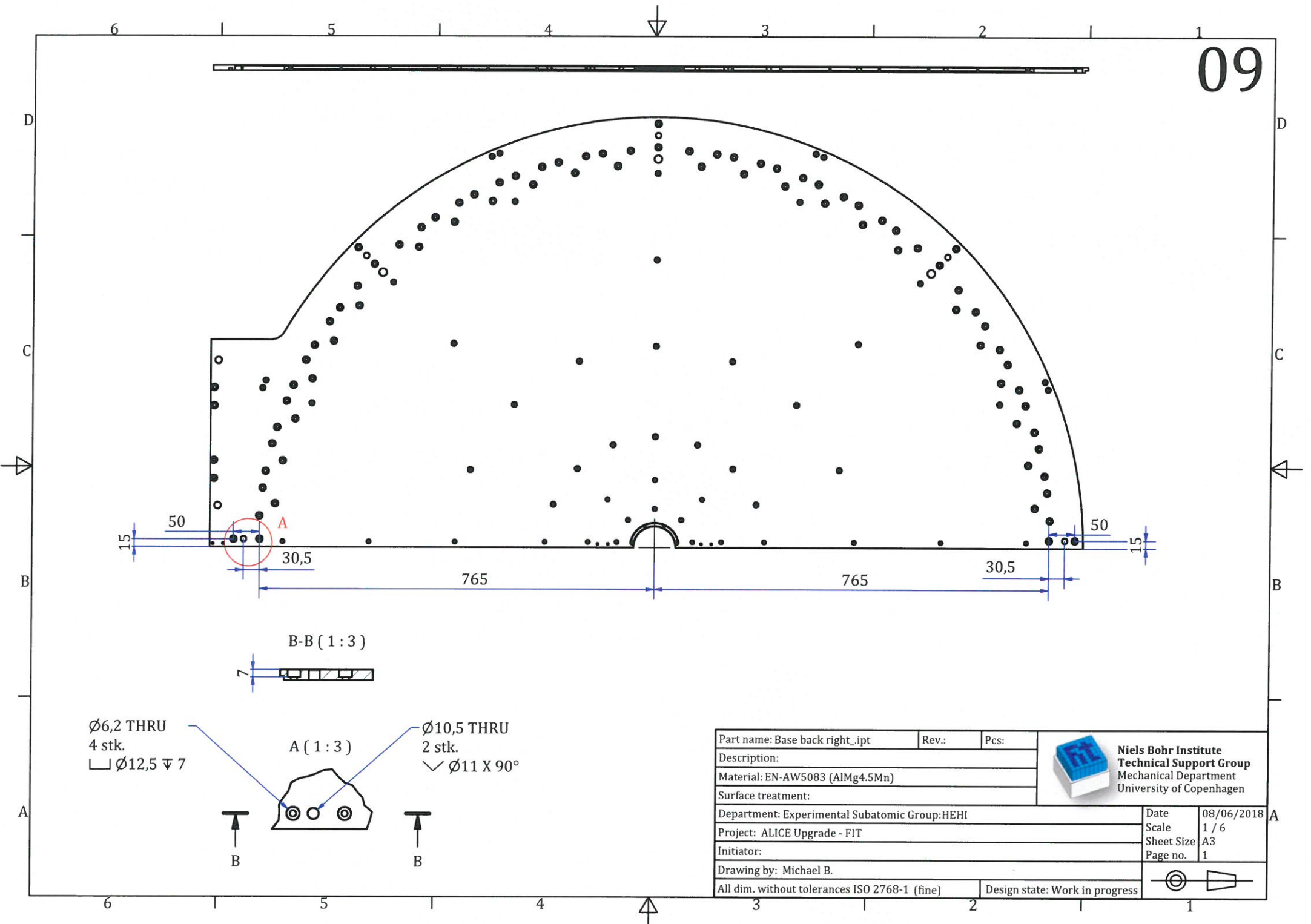
M4x0.7 - 6H
6stk.
∇ Ø4 X 90°

B-B (1 / 2)
0,8 x 45° Chamfer
0,8 x 45° Chamfer

A (1 / 2)



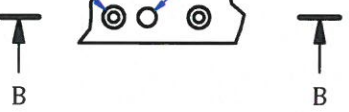
Part name: Base back right_ipt	Rev.:	Pcs: 1	 Niels Bohr Institute Technical Support Group Mechanical Department University of Copenhagen
Description:			
Material: EN-AW5083 (AlMg4.5Mn)			
Surface treatment:			
Department: Experimental Subatomic Group:HEHI			Date: 08/06/2018
Project: ALICE Upgrade - FIT			Scale: 1 / 6
Initiator:			Sheet Size: A3
Drawing by: Michael B.			Page no.: 1
All dim. without tolerances ISO 2768-1 (fine)		Design state: Work in progress	




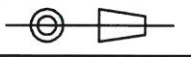
$\varnothing 6,2$ THRU
 4 stk.
 $\sqsupset \varnothing 12,5 \nabla 7$

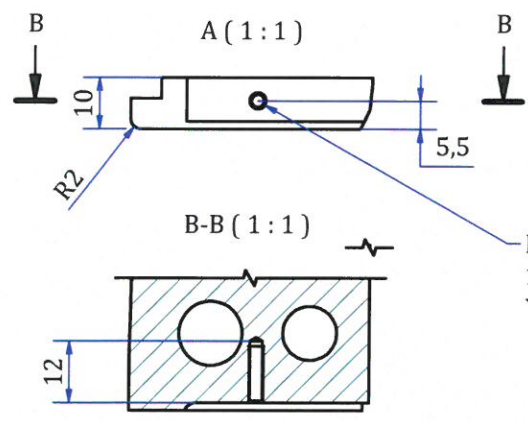
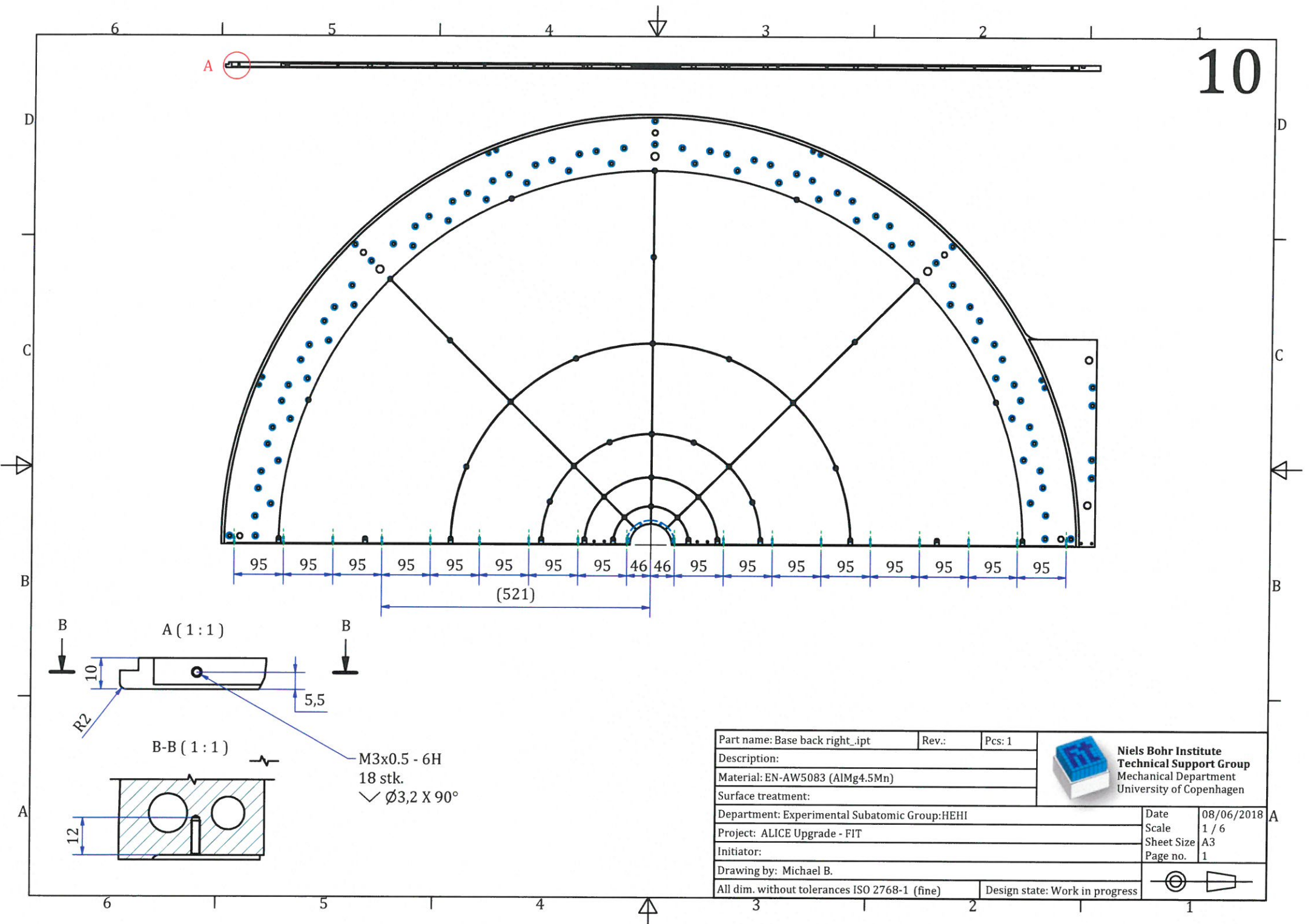
A (1 : 3)

$\varnothing 10,5$ THRU
 2 stk.
 $\surd \varnothing 11 \times 90^\circ$




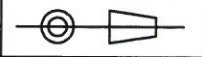
Part name: Base back right_ipt	Rev.:	Pcs:	 Niels Bohr Institute Technical Support Group Mechanical Department University of Copenhagen
Description:			
Material: EN-AW5083 (AlMg4.5Mn)			
Surface treatment:			
Department: Experimental Subatomic Group:HEHI			Date: 08/06/2018
Project: ALICE Upgrade - FIT			Scale: 1 / 6
Initiator:			Sheet Size: A3
Drawing by: Michael B.			Page no.: 1
All dim. without tolerances ISO 2768-1 (fine)		Design state: Work in progress	

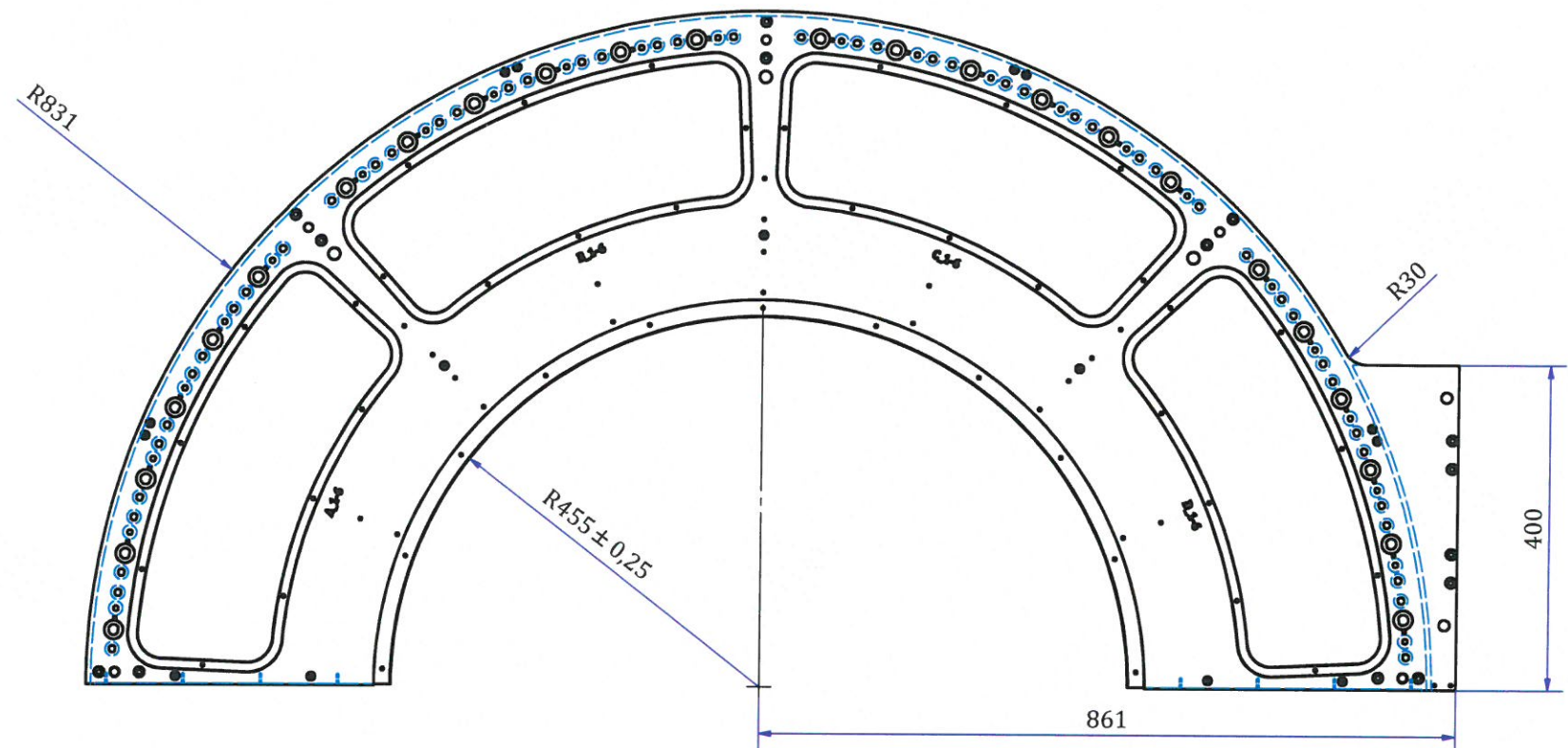
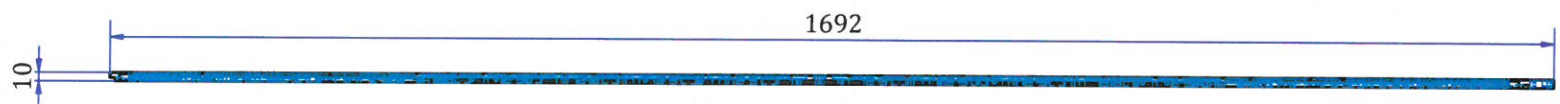




M3x0.5 - 6H
 18 stk.
 √ ∅3,2 X 90°

Part name: Base back right_ipt	Rev.:	Pcs: 1	 Niels Bohr Institute Technical Support Group Mechanical Department University of Copenhagen
Description:			
Material: EN-AW5083 (AlMg4.5Mn)			
Surface treatment:			
Department: Experimental Subatomic Group:HEHI		Date	08/06/2018
Project: ALICE Upgrade - FIT		Scale	1 / 6
Initiator:		Sheet Size	A3
Drawing by: Michael B.		Page no.	1
All dim. without tolerances ISO 2768-1 (fine)		Design state: Work in progress	





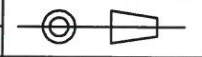
ITEM	PART NUMBER	QTY	MATERIAL	MASS
1	Base front right	1	EN-AW5083 (AlMg4.5Mn)	10,782 kg

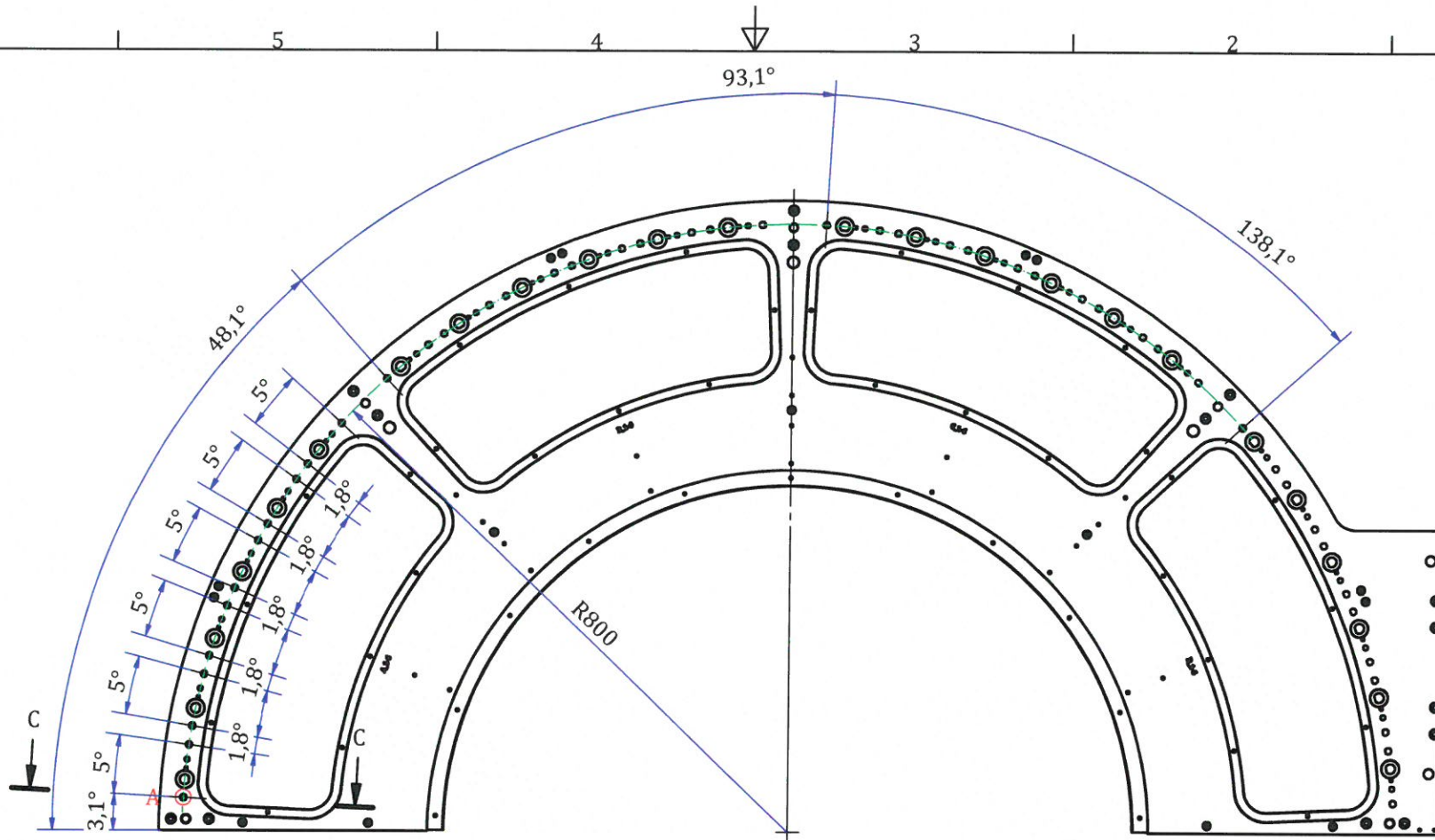
Part name: Base front right .ipt	Rev.:	Pcs: 1
Description:		
Material: EN-AW5083 (AlMg4.5Mn)		
Surface treatment:		
Department:		
Project:		
Initiator:		
Drawing by: Michael B.		
All dim. without tolerances ISO 2768-1 (fine)		Design state:



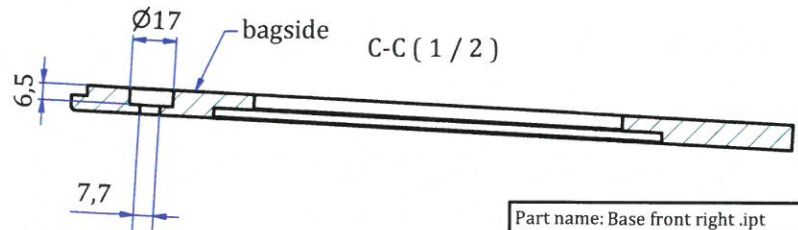
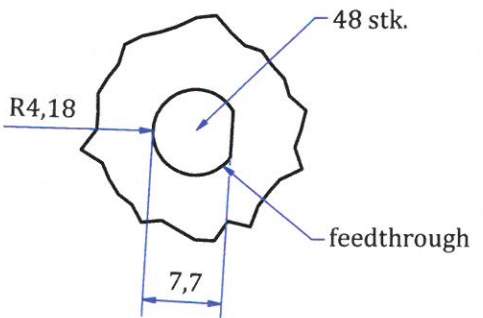
Niels Bohr Institute
Technical Support Group
 Mechanical Department
 University of Copenhagen




Date	15/06/2018
Scale	1 / 6
Sheet Size	A3
Page no.	1

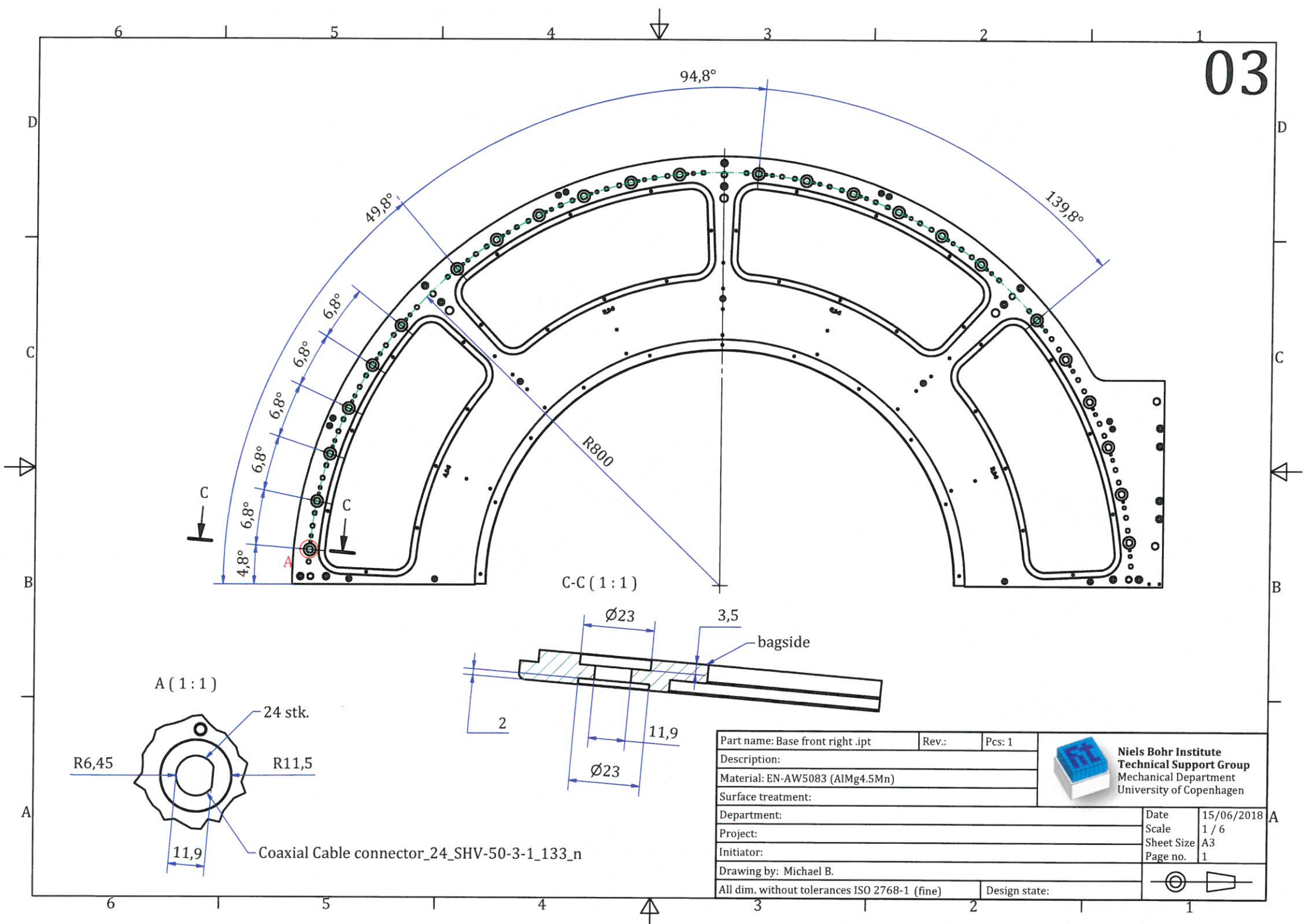







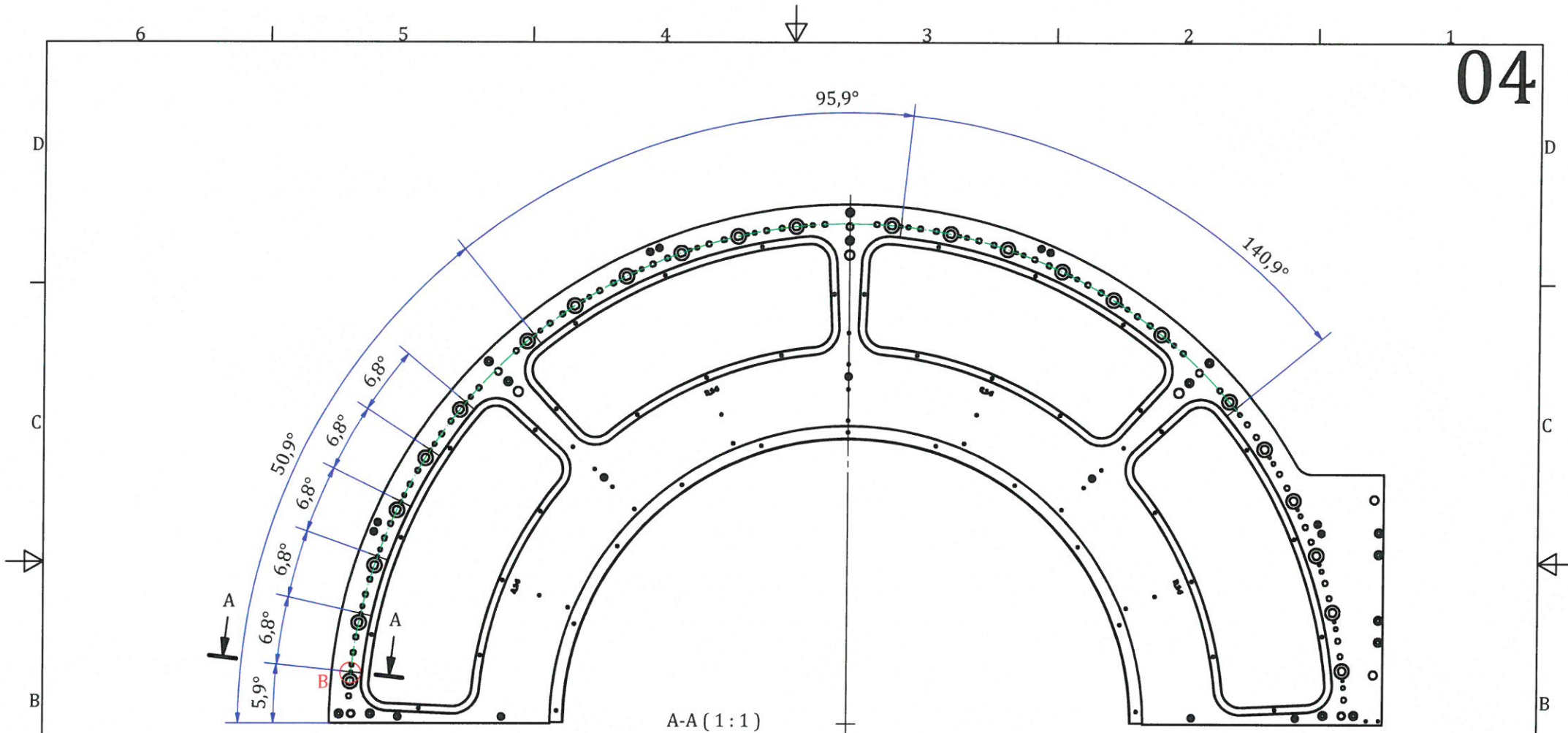
A (2:1)



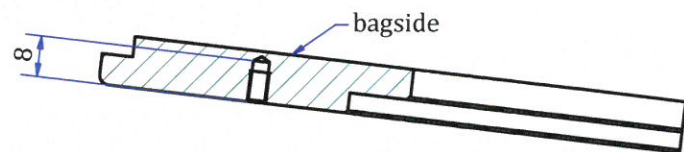
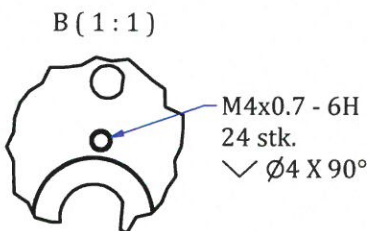
Part name: Base front right .ipt	Rev.:	Pcs: 1	 Niels Bohr Institute Technical Support Group Mechanical Department University of Copenhagen	
Description:				
Material: EN-AW5083 (AlMg4.5Mn)				
Surface treatment:				
Department:			Date	15/06/2018
Project:			Scale	1 / 6
Initiator:			Sheet Size	A3
Drawing by: Michael B.			Page no.	1
All dim. without tolerances ISO 2768-1 (fine)		Design state:		 


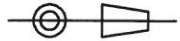


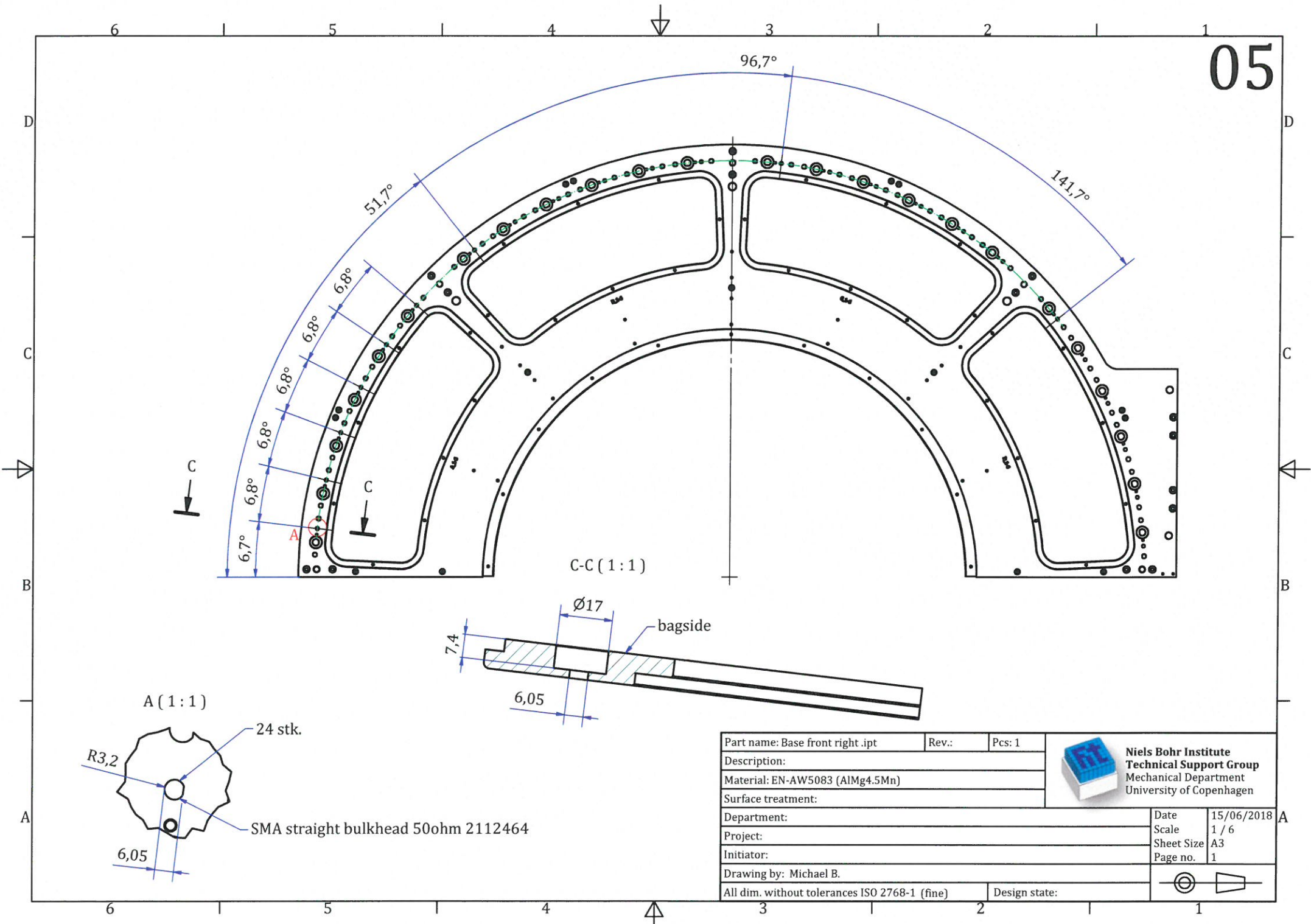
Part name: Base front right .ipt	Rev.:	Pcs: 1	 Niels Bohr Institute Technical Support Group Mechanical Department University of Copenhagen	
Description:				
Material: EN-AW5083 (AlMg4.5Mn)				
Surface treatment:				
Department:			Date	15/06/2018
Project:			Scale	1 / 6
Initiator:			Sheet Size	A3
Drawing by: Michael B.			Page no.	1
All dim. without tolerances ISO 2768-1 (fine)		Design state:	 	






A-A (1:1)



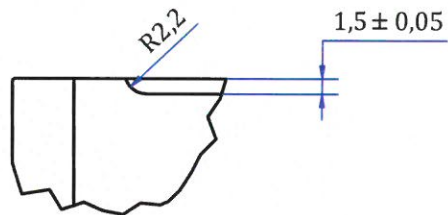
Part name: Base front right .ipt	Rev.:	Pcs: 1	 Niels Bohr Institute Technical Support Group Mechanical Department University of Copenhagen
Description:			
Material: EN-AW5083 (AlMg4.5Mn)			
Surface treatment:			
Department:			Date: 15/06/2018
Project:			Scale: 1 / 6
Initiator:			Sheet Size: A3
Drawing by: Michael B.			Page no.: 1
All dim. without tolerances ISO 2768-1 (fine)		Design state:	



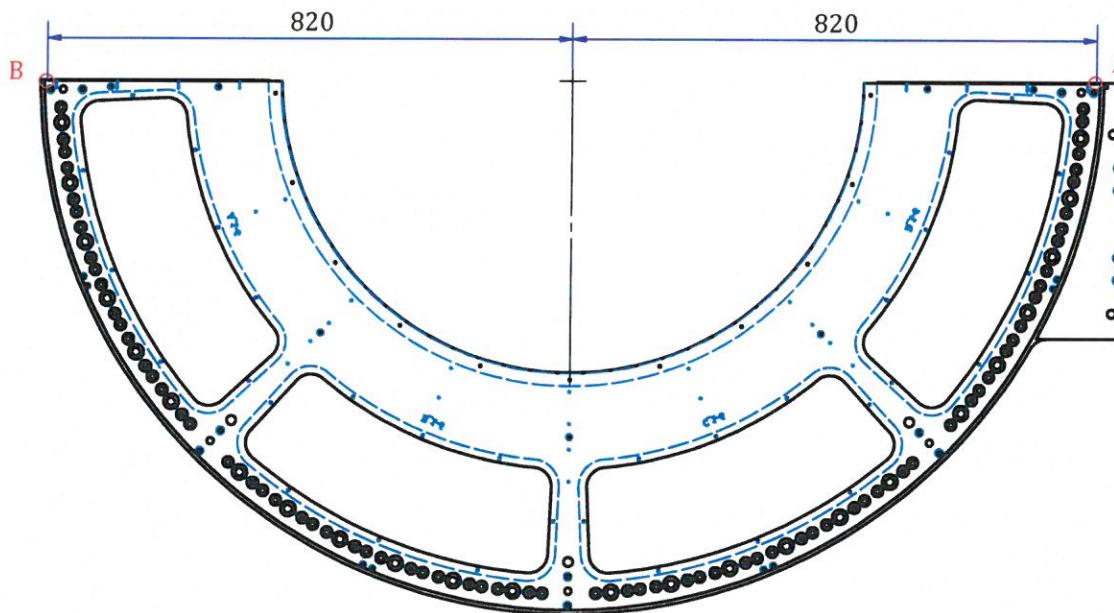
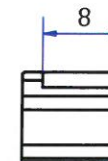
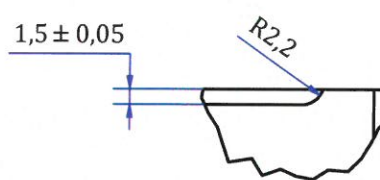
Part name: Base front right.ipt	Rev.:	Pcs: 1	 Niels Bohr Institute Technical Support Group Mechanical Department University of Copenhagen
Description:			
Material: EN-AW5083 (AlMg4.5Mn)			
Surface treatment:			
Department:			Date: 15/06/2018
Project:			Scale: 1 / 6
Initiator:			Sheet Size: A3
Drawing by: Michael B.			Page no.: 1
All dim. without tolerances ISO 2768-1 (fine)		Design state:	 






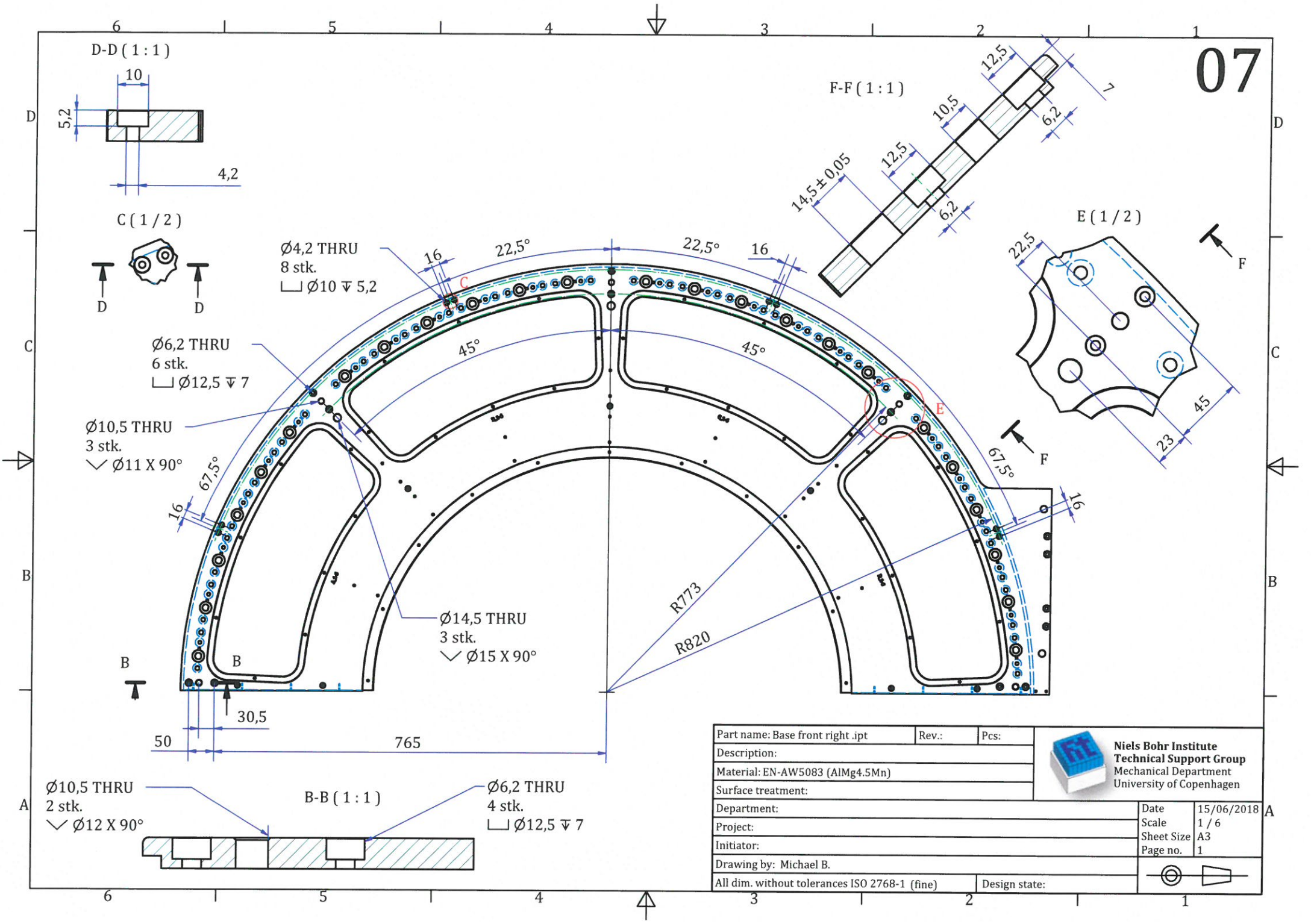
B (2:1)





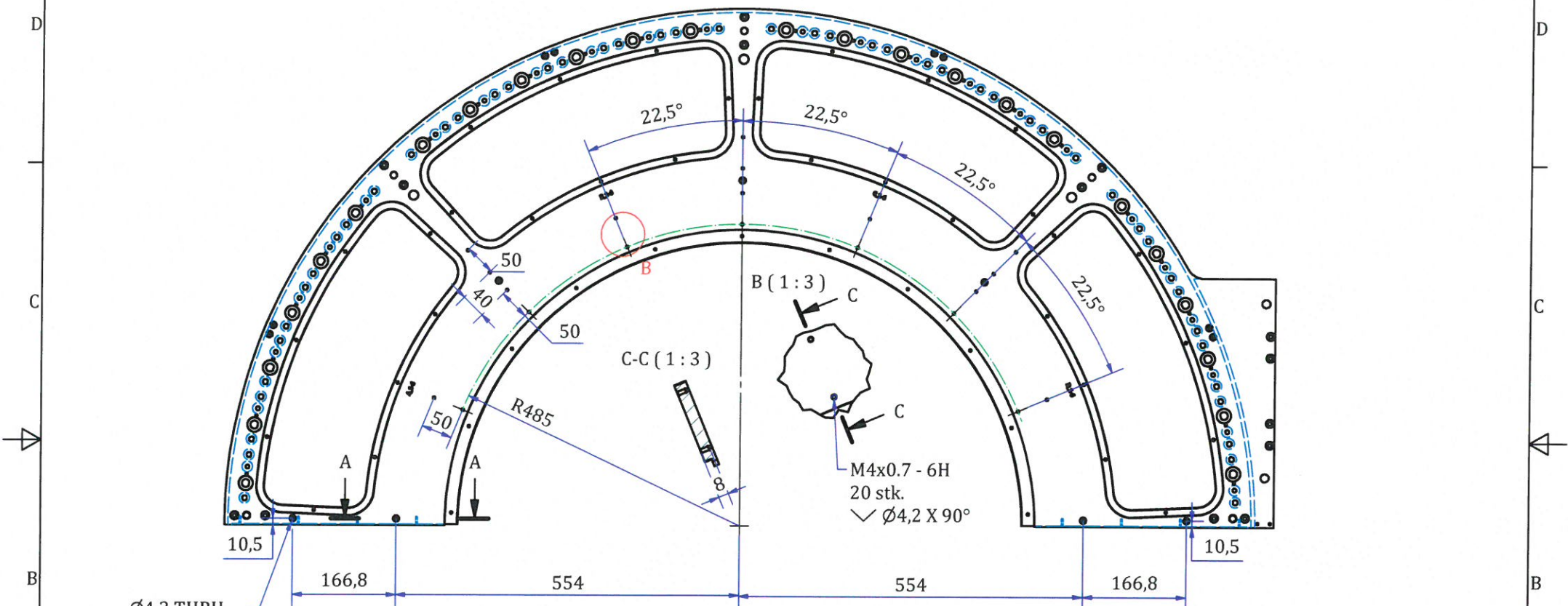
A (2:1)



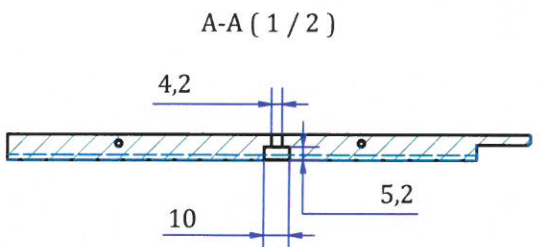
Part name: Base front right .ipt	Rev.:	Pcs: 1	 Niels Bohr Institute Technical Support Group Mechanical Department University of Copenhagen
Description:			
Material: EN-AW5083 (AlMg4.5Mn)			
Surface treatment:			
Department:	Date	15/06/2018	A3 1 / 8 1
Project:	Scale	1 / 8	
Initiator:	Sheet Size	A3	
Drawing by: Michael B.	Page no.	1	
All dim. without tolerances ISO 2768-1 (fine)		Design state:	 


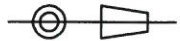


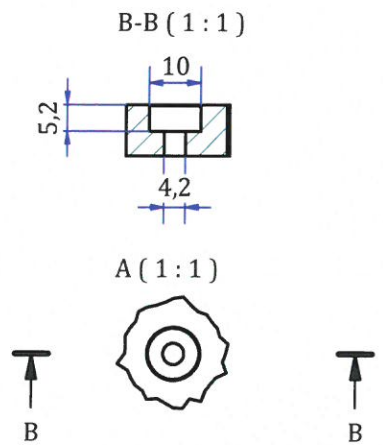
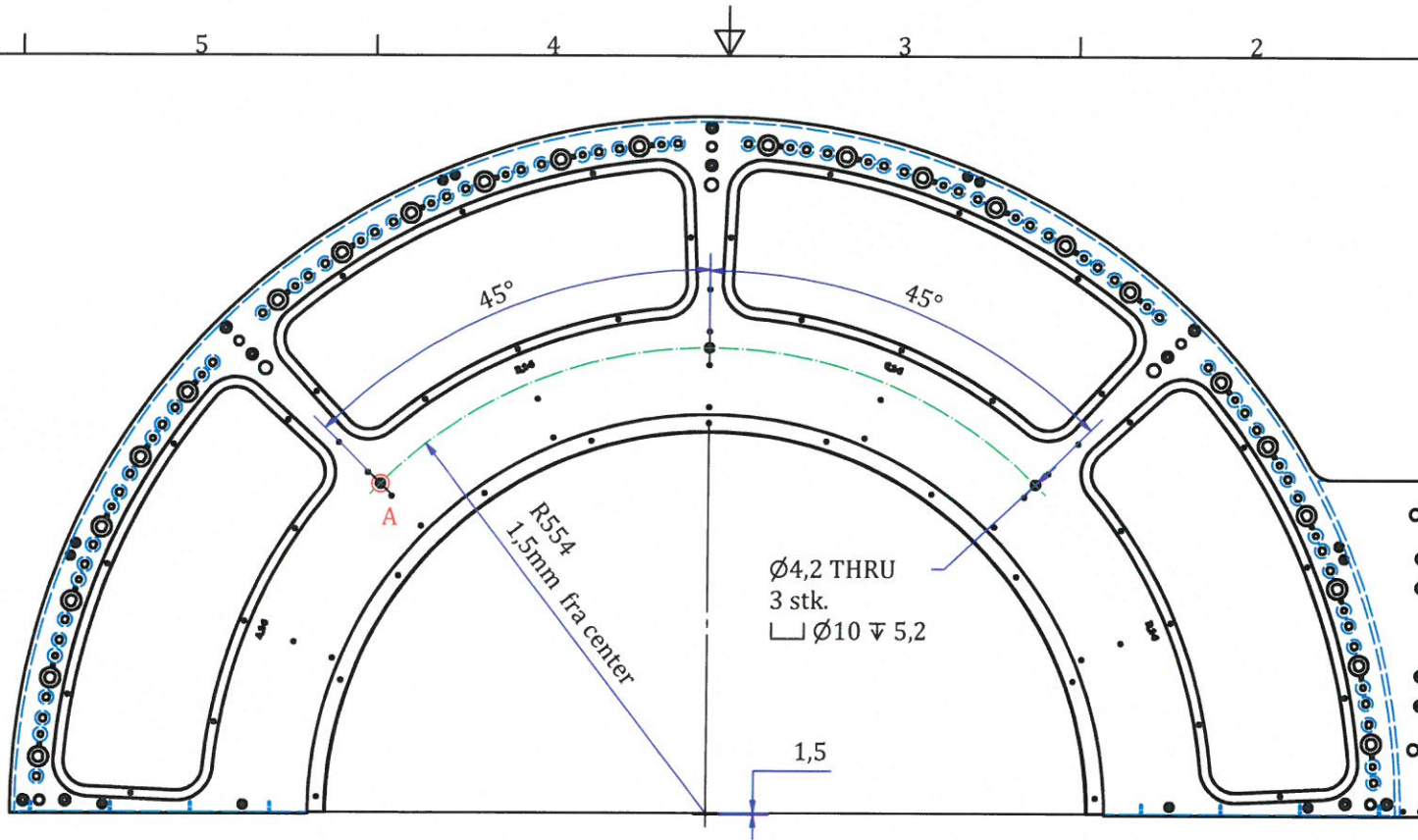
Part name: Base front right .ipt	Rev.:	Pcs:	 Niels Bohr Institute Technical Support Group Mechanical Department University of Copenhagen
Description:			
Material: EN-AW5083 (AlMg4.5Mn)			
Surface treatment:			
Department:			Date: 15/06/2018
Project:			Scale: 1 / 6
Initiator:			Sheet Size: A3
Drawing by: Michael B.			Page no.: 1
All dim. without tolerances ISO 2768-1 (fine)		Design state:	


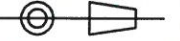


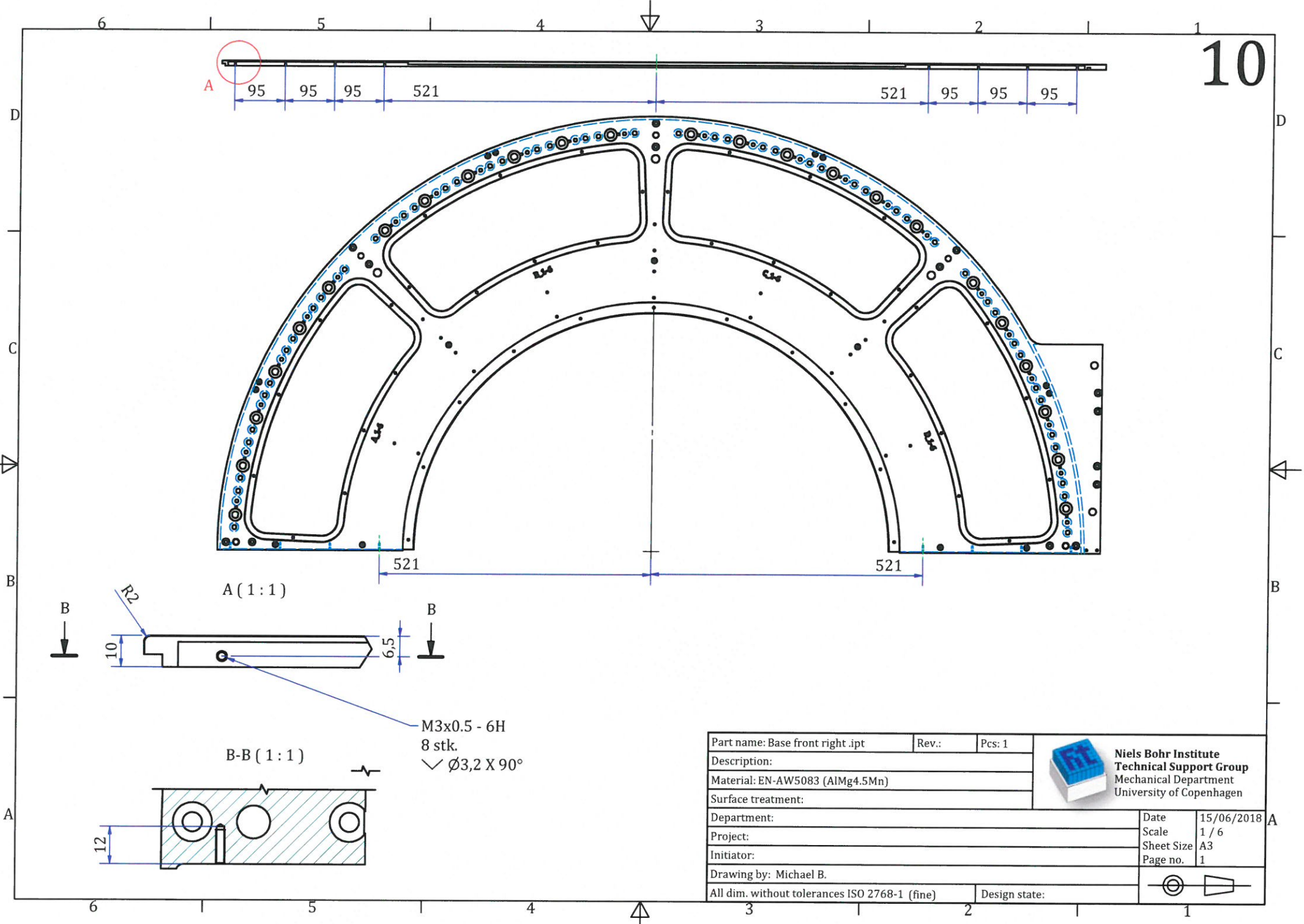
Ø4,2 THRU
4 stk.
└─┬─┘ Ø10 ▽ 5,2



Part name: Base front right .ipt	Rev.:	Pcs:	 Niels Bohr Institute Technical Support Group Mechanical Department University of Copenhagen
Description:			
Material: EN-AW5083 (AlMg4.5Mn)			
Surface treatment:			
Department:	Date	15/06/2018	A
Project:	Scale	1 / 6	
Initiator:	Sheet Size	A3	A
Drawing by: Michael B.	Page no.	1	
All dim. without tolerances ISO 2768-1 (fine)		Design state:	




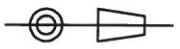
Part name: Base front right .ipt	Rev.:	Pcs: 1	 Niels Bohr Institute Technical Support Group Mechanical Department University of Copenhagen
Description:			
Material: EN-AW5083 (AlMg4.5Mn)			
Surface treatment:			
Department:	Date	15/06/2018	A
Project:	Scale	1 / 6	
Initiator:	Sheet Size	A3	A
Drawing by: Michael B.	Page no.	1	
All dim. without tolerances ISO 2768-1 (fine)		Design state:	

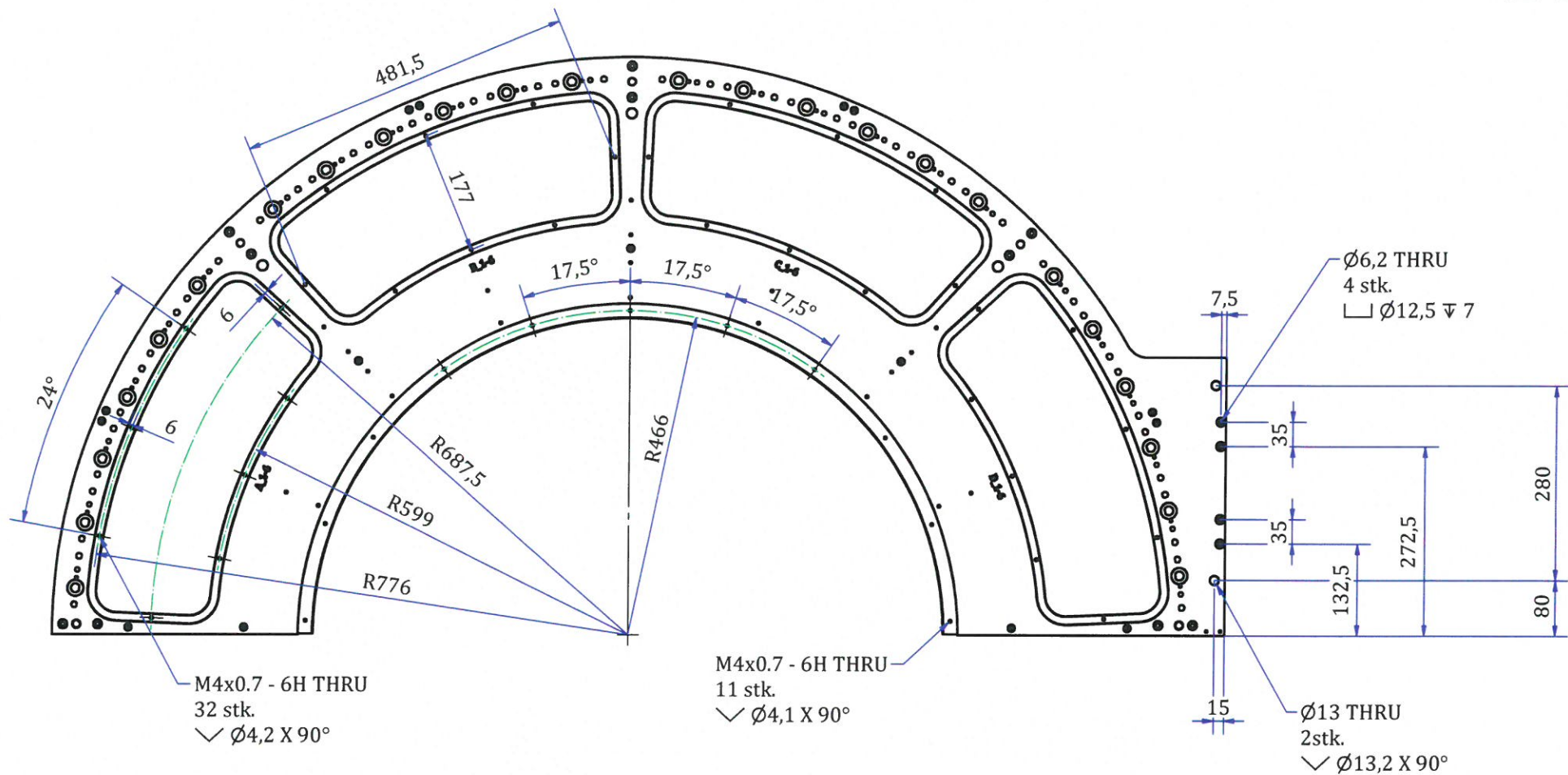



A (1:1)

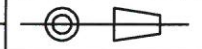
B-B (1:1)

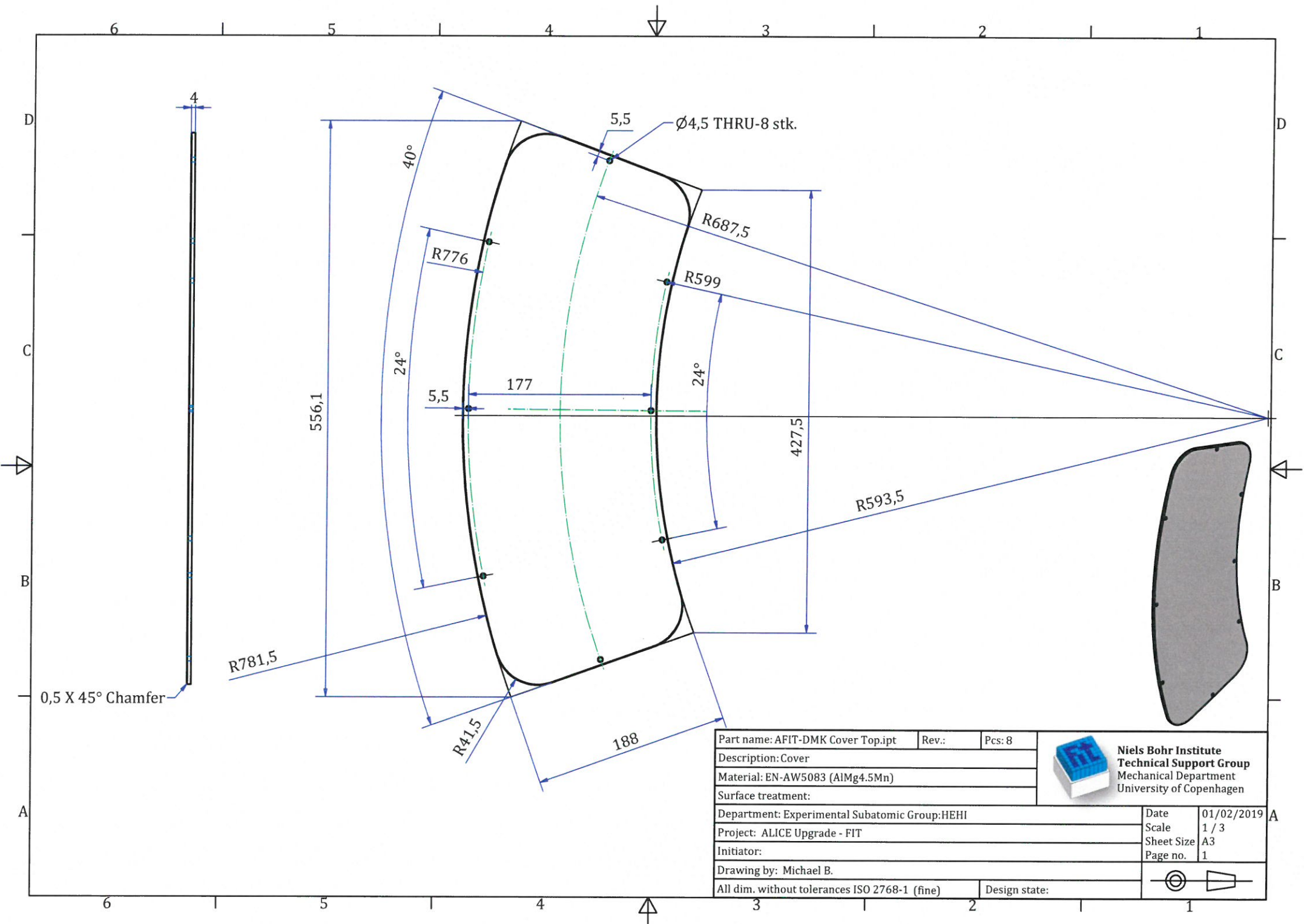
M3x0.5 - 6H
8 stk.
∠ Ø3,2 X 90°


Part name: Base front right .ipt	Rev.:	Pcs: 1	 Niels Bohr Institute Technical Support Group Mechanical Department University of Copenhagen
Description:			
Material: EN-AW5083 (AlMg4.5Mn)			
Surface treatment:			
Department:	Date	15/06/2018	A3 Page no. 1
Project:	Scale	1 / 6	
Initiator:	Sheet Size	A3	
Drawing by: Michael B.	Page no.	1	
All dim. without tolerances ISO 2768-1 (fine)	Design state:		

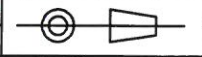


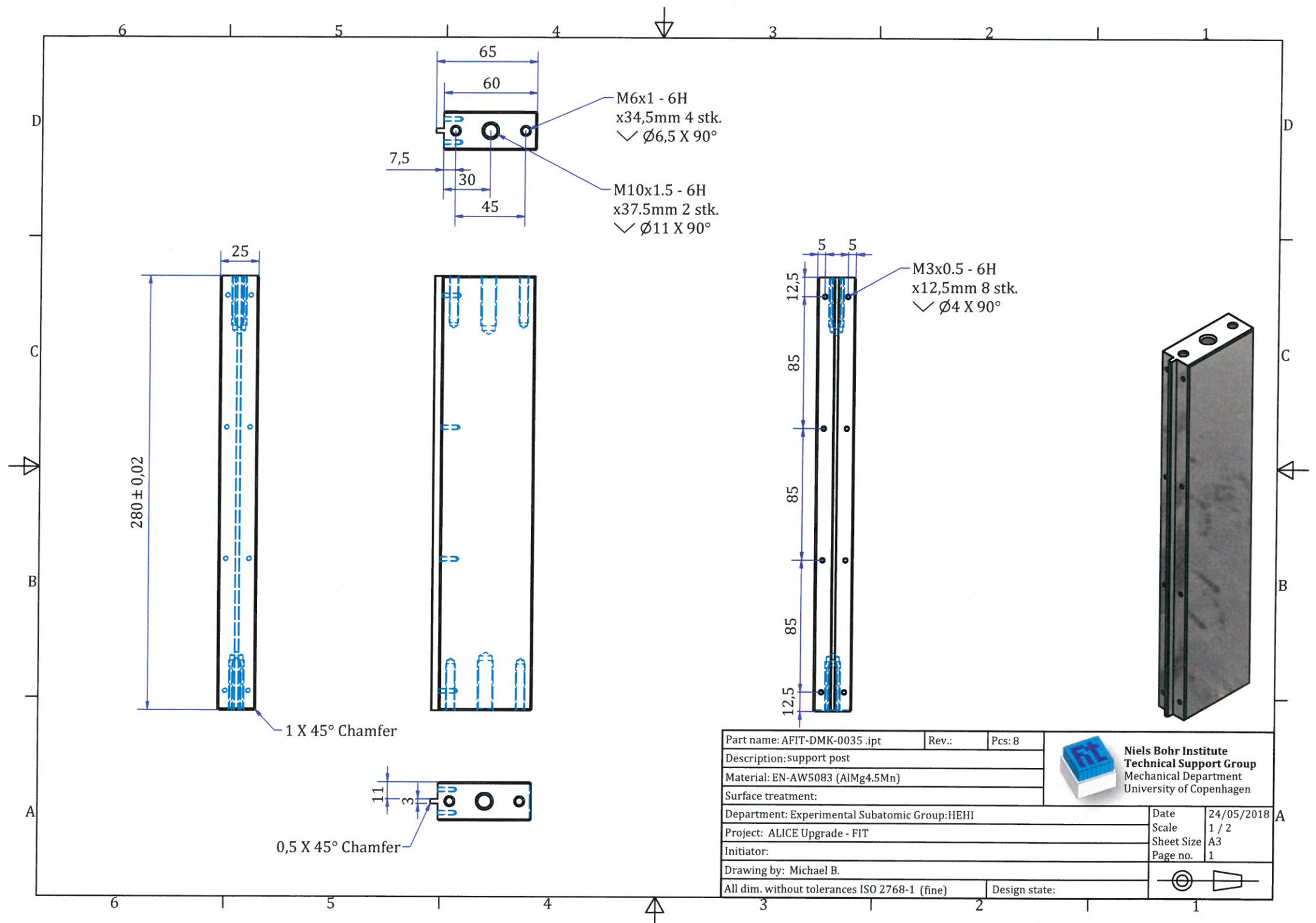
Part name: Base front right.ipt	Rev.:	Pcs: 1	 Niels Bohr Institute Technical Support Group Mechanical Department University of Copenhagen
Description:			
Material: EN-AW5083 (AlMg4.5Mn)			
Surface treatment:			
Department:		Date	15/06/2018
Project:		Scale	1 / 6
Initiator:		Sheet Size	A3
Drawing by: Michael B.		Page no.	1
All dim. without tolerances ISO 2768-1 (fine)		Design state:	






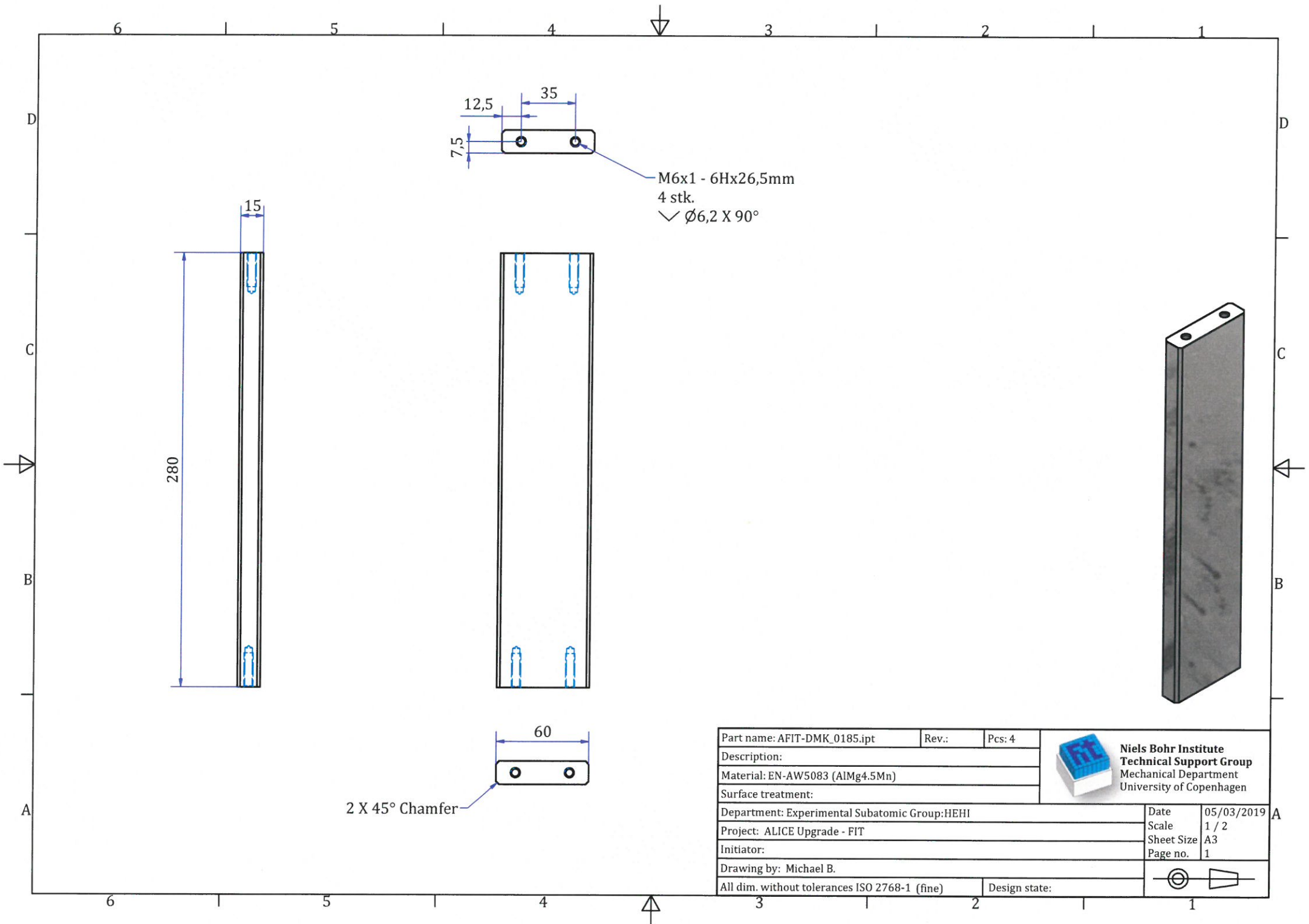


Part name: AFIT-DMK Cover Top.ipt	Rev.:	Pcs: 8	 Niels Bohr Institute Technical Support Group Mechanical Department University of Copenhagen
Description: Cover			
Material: EN-AW5083 (AlMg4.5Mn)			
Surface treatment:			
Department: Experimental Subatomic Group:HEHI		Date	01/02/2019
Project: ALICE Upgrade - FIT		Scale	1 / 3
Initiator:		Sheet Size	A3
Drawing by: Michael B.		Page no.	1
All dim. without tolerances ISO 2768-1 (fine)		Design state:	





Part name: AFIT-DMK-0035 .ipt	Rev.:	Pcs: 8	 Niels Bohr Institute Technical Support Group Mechanical Department University of Copenhagen
Description: support post			
Material: EN-AW5083 (AlMg4.5Mn)			
Surface treatment:			
Department: Experimental Subatomic Group:HEHI		Date	24/05/2018
Project: ALICE Upgrade - FIT		Scale	1 / 2
Initiator:		Sheet Size	A3
Drawing by: Michael B.		Page no.	1
All dim. without tolerances ISO 2768-1 (fine)		Design state:	 



12,5 35 7,5




M6x1 - 6Hx26,5mm
 4 stk.
 √ Ø6,2 X 90°

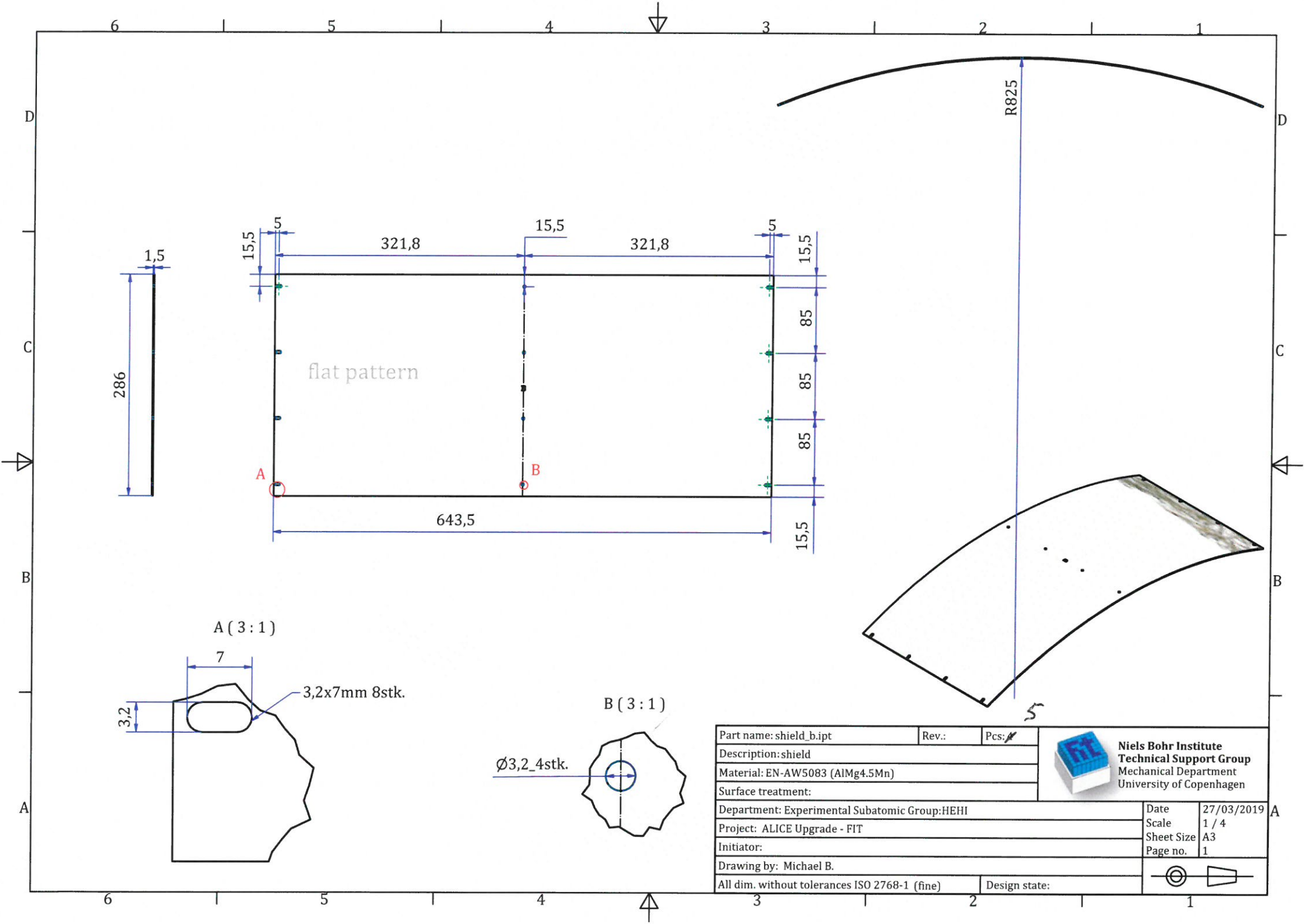
15

280

60

2 X 45° Chamfer

Part name: AFIT-DMK_0185.ipt	Rev.:	Pcs: 4	 Niels Bohr Institute Technical Support Group Mechanical Department University of Copenhagen
Description:			
Material: EN-AW5083 (AlMg4.5Mn)			
Surface treatment:			
Department: Experimental Subatomic Group:HEHI			Date: 05/03/2019
Project: ALICE Upgrade - FIT			Scale: 1 / 2
Initiator:			Sheet Size: A3
Drawing by: Michael B.			Page no.: 1
All dim. without tolerances ISO 2768-1 (fine)		Design state:	 





flat pattern

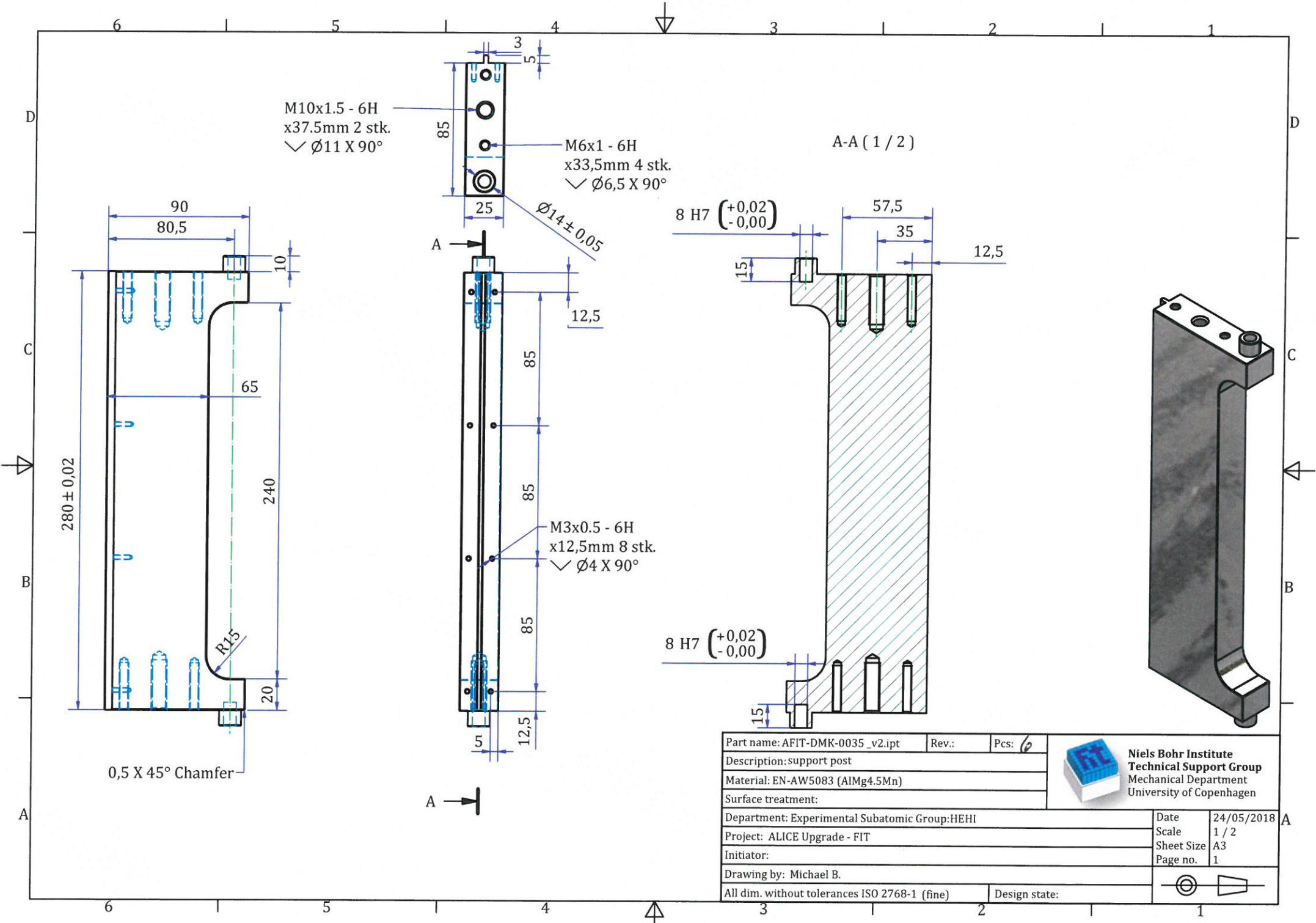
A (3 : 1)




B (3 : 1)

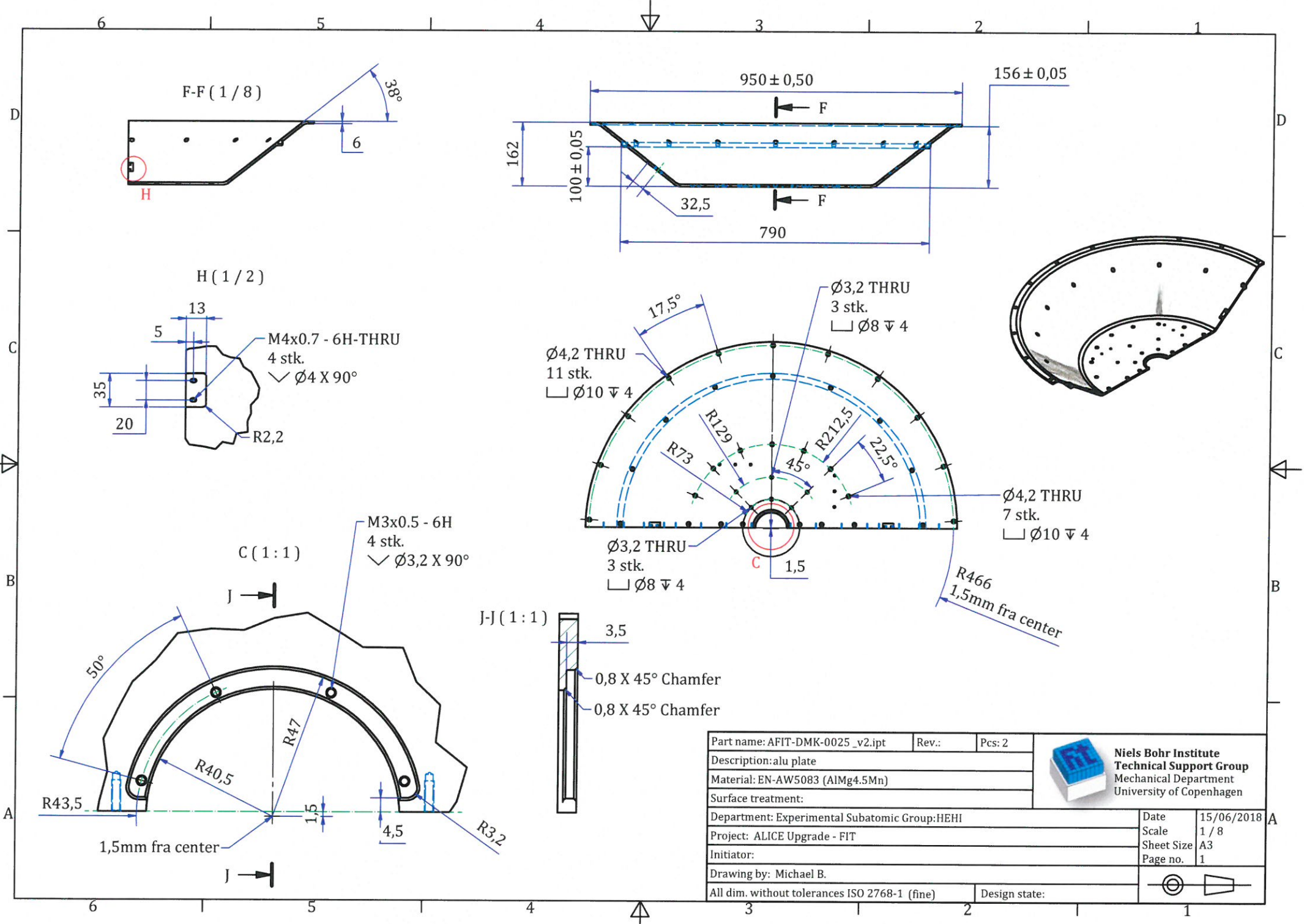
3,2x7mm 8stk.




Ø3,2_4stk.

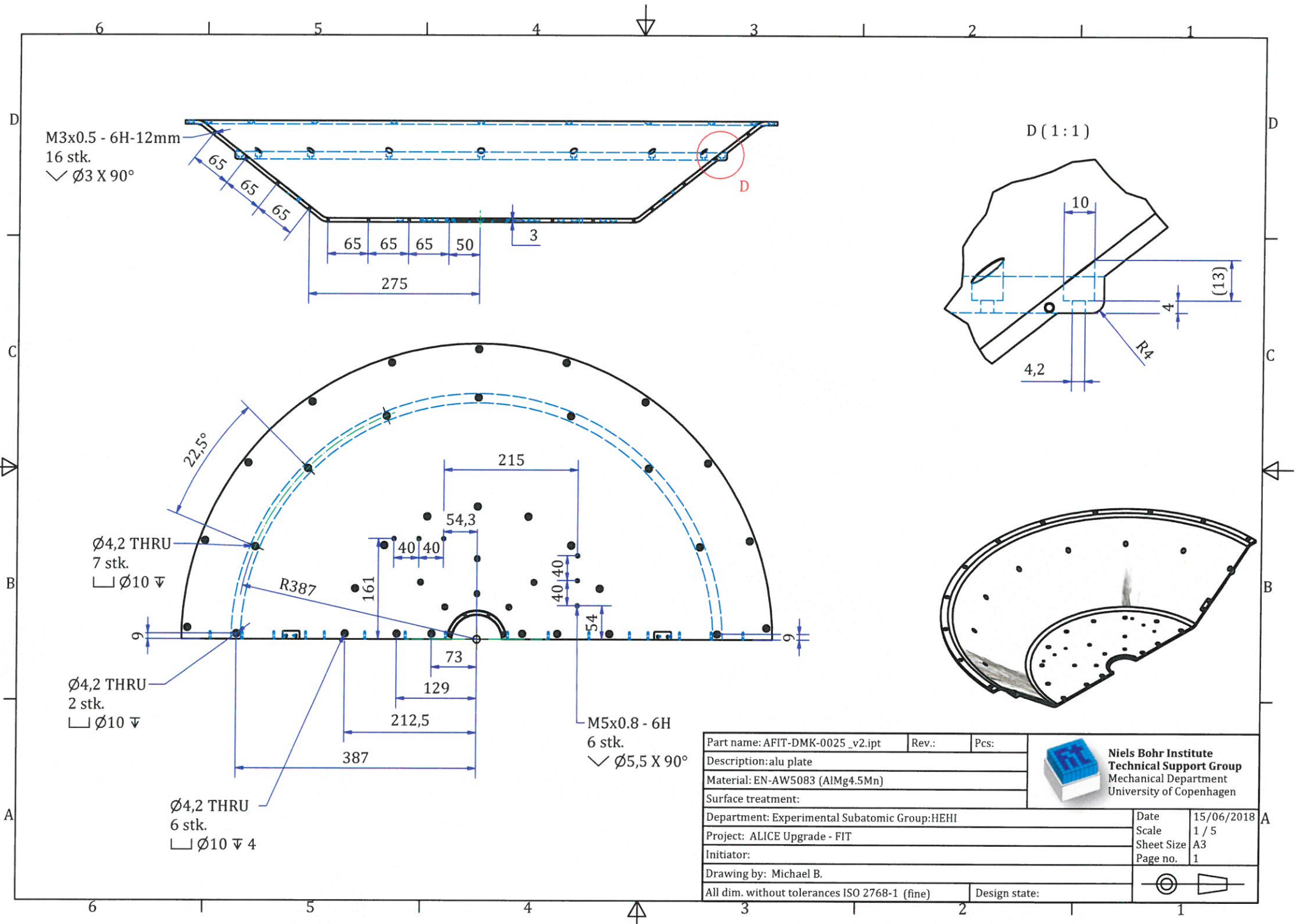
Part name: shield_b.ipt	Rev.:	Pcs: 1	 Niels Bohr Institute Technical Support Group Mechanical Department University of Copenhagen
Description: shield			
Material: EN-AW5083 (AlMg4.5Mn)			
Surface treatment:			
Department: Experimental Subatomic Group:HEHI	Date	27/03/2019	A3 1
Project: ALICE Upgrade - FIT	Scale	1 / 4	
Initiator:	Sheet Size	A3	
Drawing by: Michael B.	Page no.	1	
All dim. without tolerances ISO 2768-1 (fine)	Design state:		



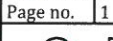


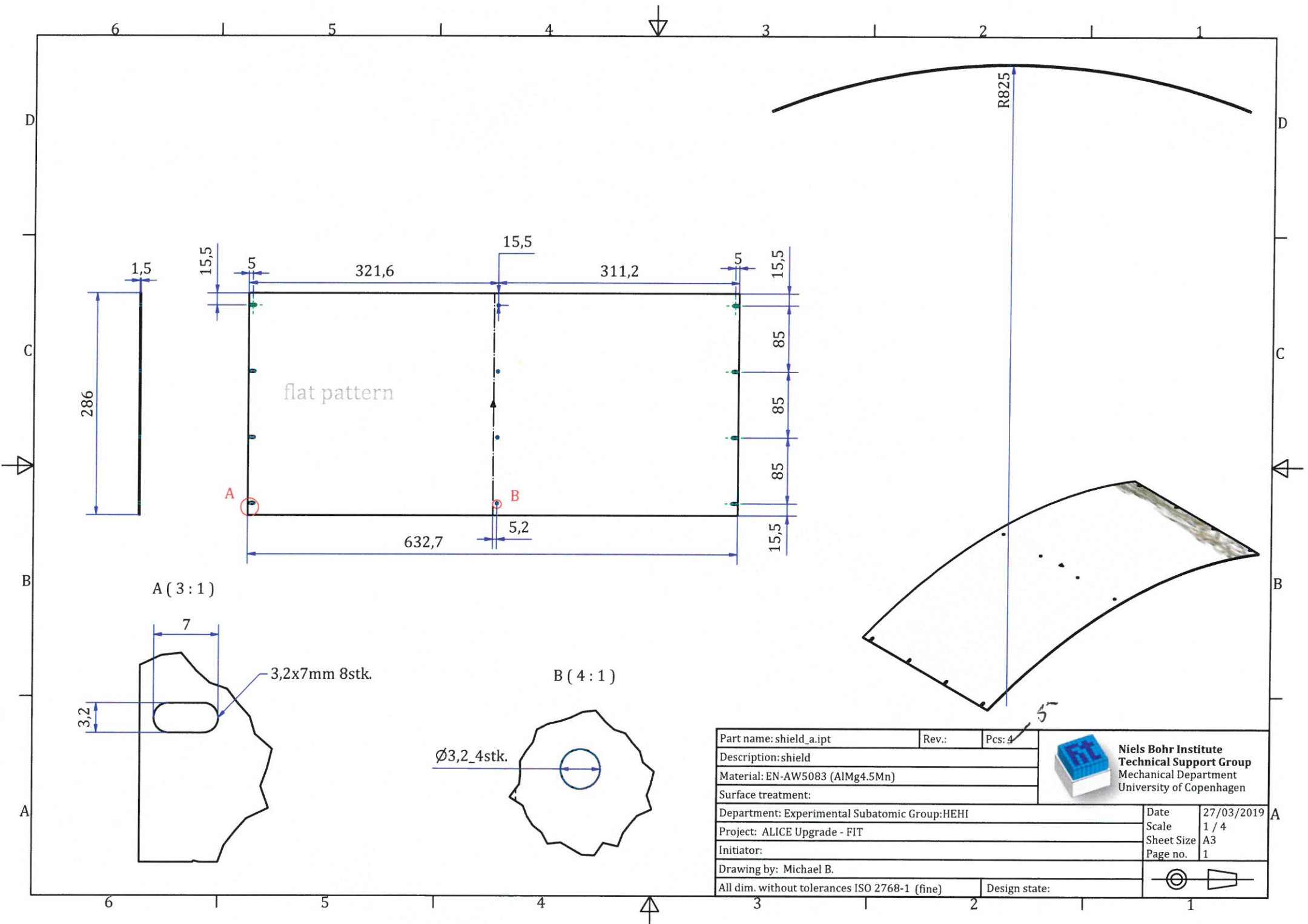
Part name: AFIT-DMK-0035_v2.ipt	Rev.:	Pcs: 6	 Niels Bohr Institute Technical Support Group Mechanical Department University of Copenhagen
Description: support post			
Material: EN-AW5083 (AlMg4.5Mn)			
Surface treatment:			
Department: Experimental Subatomic Group:HEHI		Date	24/05/2018
Project: ALICE Upgrade - FIT		Scale	1 / 2
Initiator:		Sheet Size	A3
Drawing by: Michael B.		Page no.	1
All dim. without tolerances ISO 2768-1 (fine)		Design state:	 




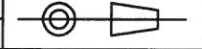
Part name: AFIT-DMK-0025_v2.ipt	Rev.:	Pcs: 2	 Niels Bohr Institute Technical Support Group Mechanical Department University of Copenhagen
Description: alu plate			
Material: EN-AW5083 (AlMg4.5Mn)			
Surface treatment:			
Department: Experimental Subatomic Group:HEHI	Date	15/06/2018	A3 Page no. 1
Project: ALICE Upgrade - FIT	Scale	1 / 8	
Initiator:	Sheet Size	A3	
Drawing by: Michael B.	Page no.	1	
All dim. without tolerances ISO 2768-1 (fine)	Design state:		 

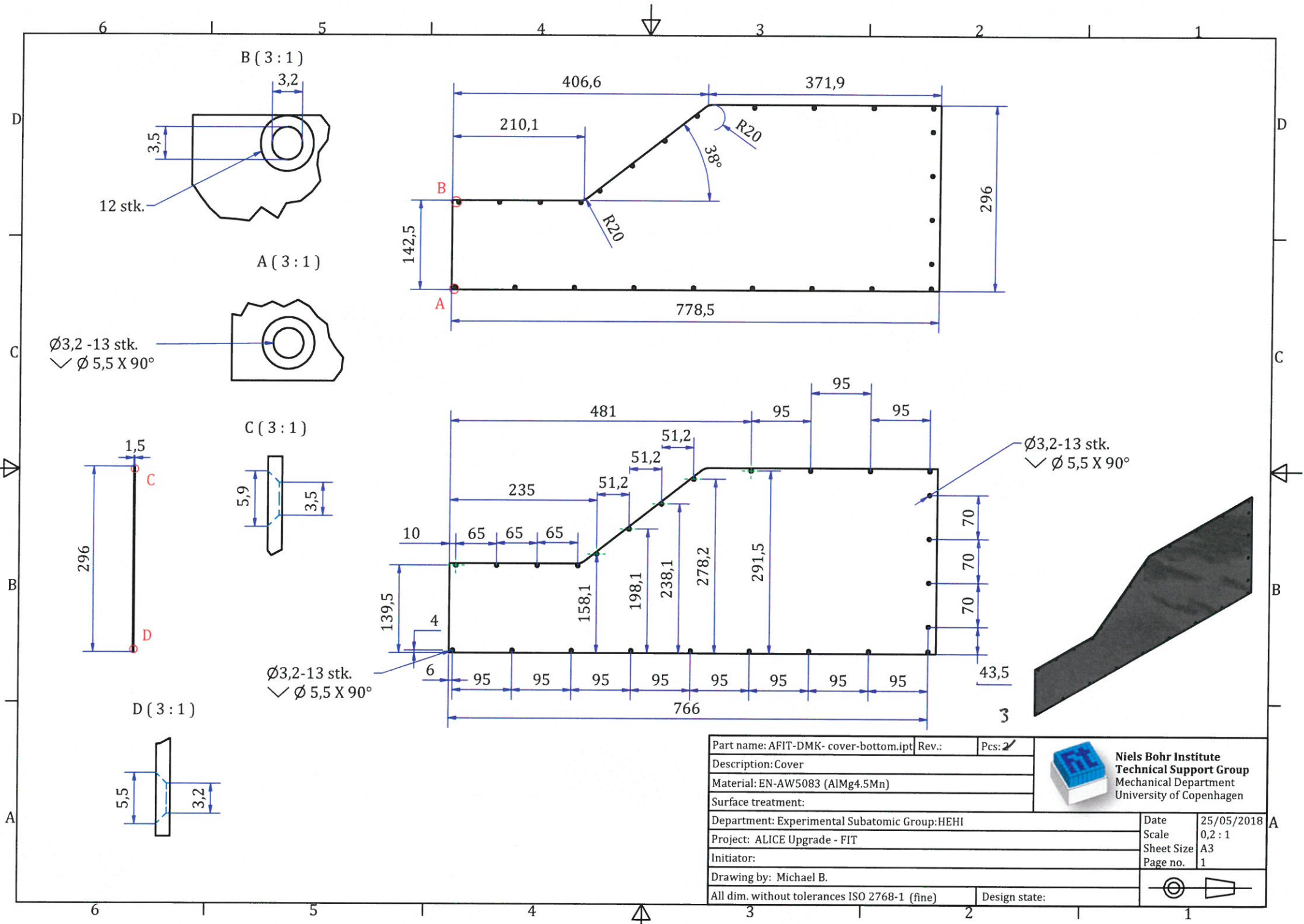



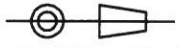
Part name: AFIT-DMK-0025_v2.ipt	Rev.:	Pcs:	 Niels Bohr Institute Technical Support Group Mechanical Department University of Copenhagen
Description: alu plate			
Material: EN-AW5083 (AlMg4.5Mn)			
Surface treatment:			
Department: Experimental Subatomic Group:HEHI	Date	15/06/2018	
Project: ALICE Upgrade - FIT	Scale	1 / 5	
Initiator:	Sheet Size	A3	
Drawing by: Michael B.	Page no.	1	
All dim. without tolerances ISO 2768-1 (fine)	Design state:		

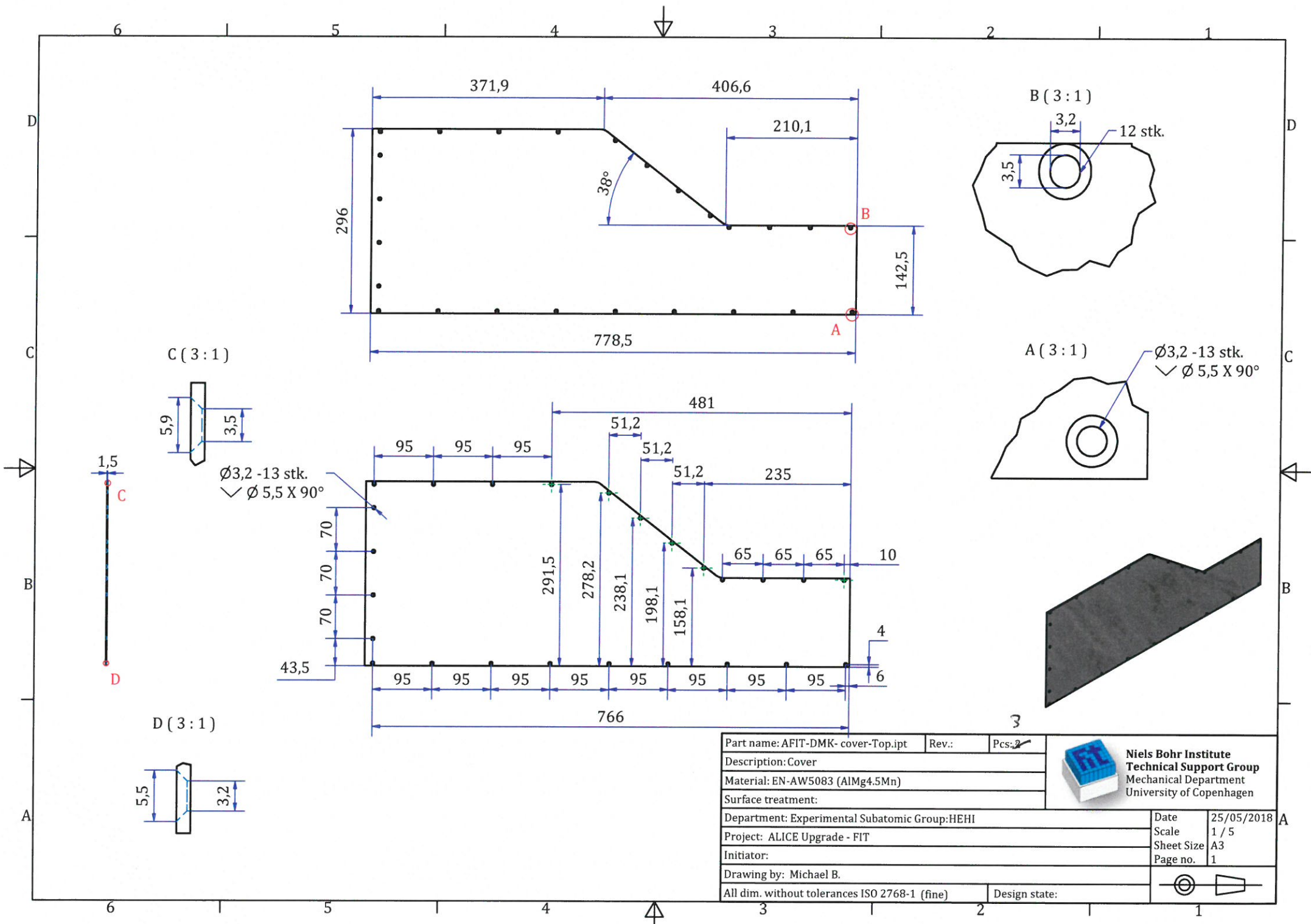


Part name: shield_a.ipt	Rev.:	Pcs: 4	 Niels Bohr Institute Technical Support Group Mechanical Department University of Copenhagen
Description: shield			
Material: EN-AW5083 (AlMg4.5Mn)			
Surface treatment:			
Department: Experimental Subatomic Group:HEHI	Date	27/03/2019	1 / 4 A3 1
Project: ALICE Upgrade - FIT	Scale		
Initiator:	Page no.		
Drawing by: Michael B.	All dim. without tolerances ISO 2768-1 (fine)		Design state:

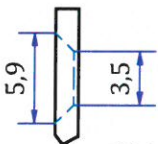




Part name: AFIT-DMK- cover-bottom.ipt	Rev.:	Pcs: 2	 Niels Bohr Institute Technical Support Group Mechanical Department University of Copenhagen
Description: Cover			
Material: EN-AW5083 (AlMg4.5Mn)			
Surface treatment:			
Department: Experimental Subatomic Group:HEHI	Date	25/05/2018	
Project: ALICE Upgrade - FIT	Scale	0,2 : 1	
Initiator:	Sheet Size	A3	
Drawing by: Michael B.	Page no.	1	
All dim. without tolerances ISO 2768-1 (fine)		Design state:	

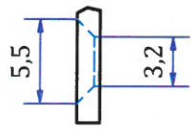


C (3 : 1)

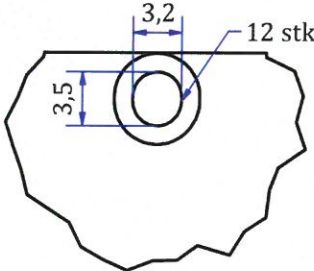


Ø3,2 - 13 stk.
∠ Ø 5,5 X 90°

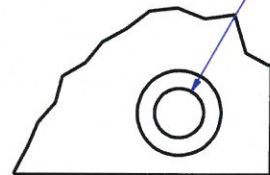
D (3 : 1)






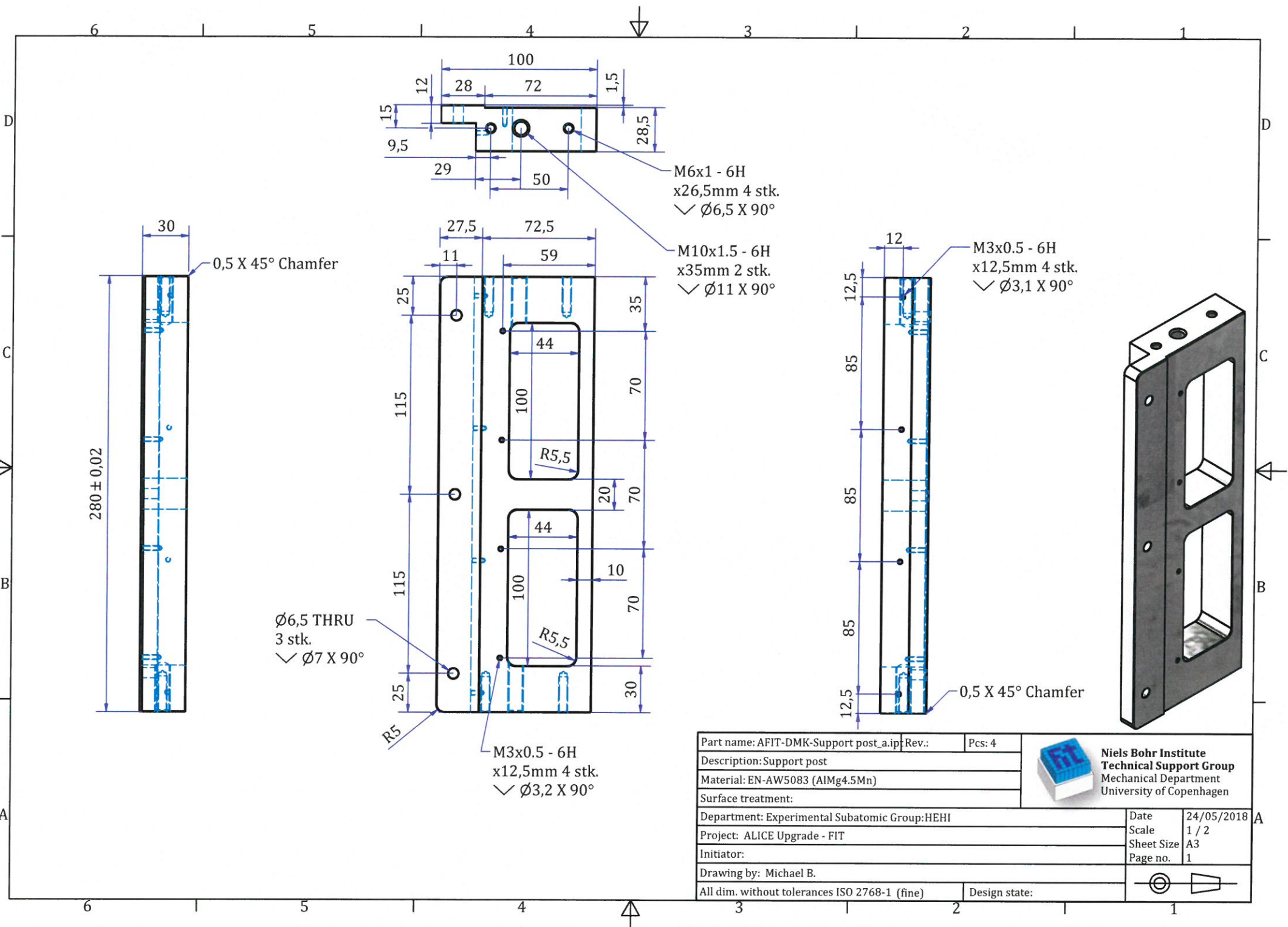
B (3 : 1)



A (3 : 1)



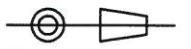
Part name: AFIT-DMK- cover-Top.ipt	Rev.:	Pcs: 2	 Niels Bohr Institute Technical Support Group Mechanical Department University of Copenhagen
Description: Cover			
Material: EN-AW5083 (AlMg4.5Mn)			
Surface treatment:			
Department: Experimental Subatomic Group:HEHI	Date	25/05/2018	1 A3 1
Project: ALICE Upgrade - FIT	Scale	1 / 5	
Initiator:	Sheet Size	A3	
Drawing by: Michael B.	Page no.	1	
All dim. without tolerances ISO 2768-1 (fine)		Design state:	 

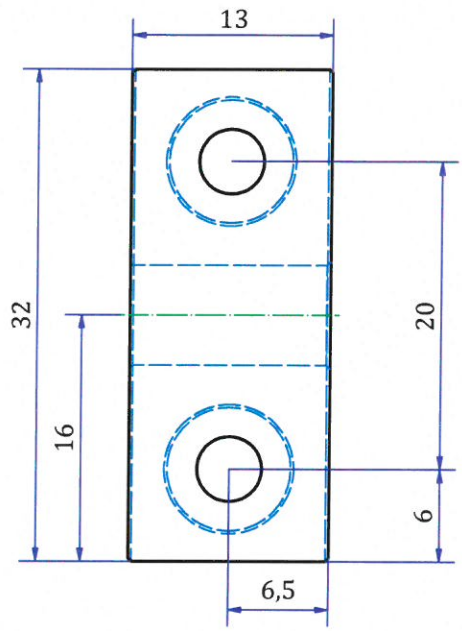


Part name: AFIT-DMK-Support post_a.ip Rev.:		Pcs: 4
Description: Support post		
Material: EN-AW5083 (AlMg4.5Mn)		
Surface treatment:		
Department: Experimental Subatomic Group:HEHI		Date: 24/05/2018
Project: ALICE Upgrade - FIT		Scale: 1 / 2
Initiator:		Sheet Size: A3
Drawing by: Michael B.		Page no.: 1
All dim. without tolerances ISO 2768-1 (fine)		Design state:

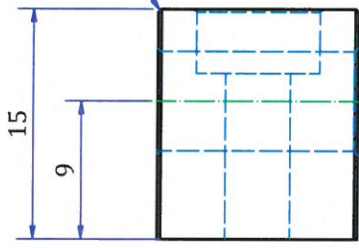


Niels Bohr Institute
Technical Support Group
 Mechanical Department
 University of Copenhagen

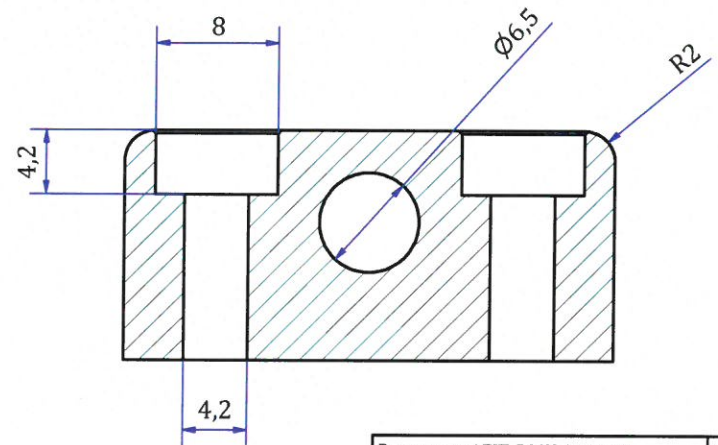







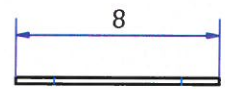
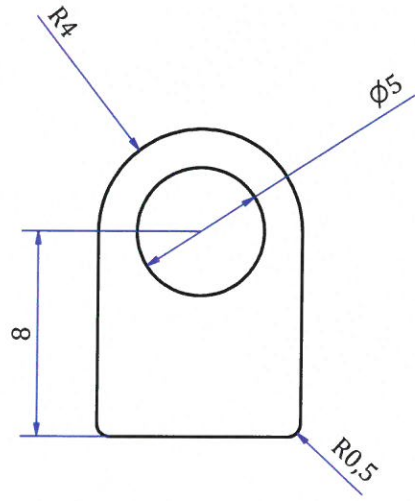
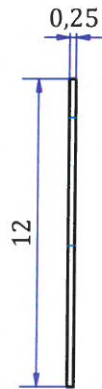
0,2 X 45° Chamfer






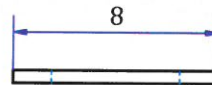
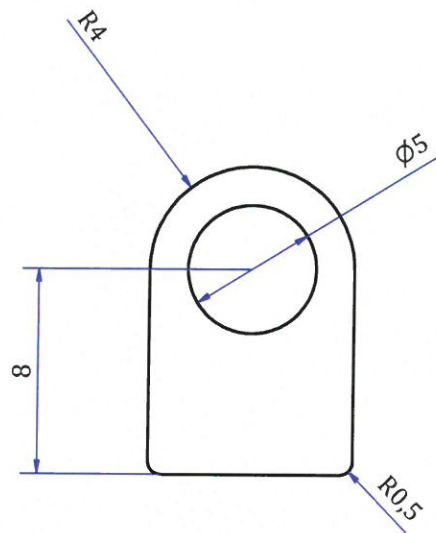
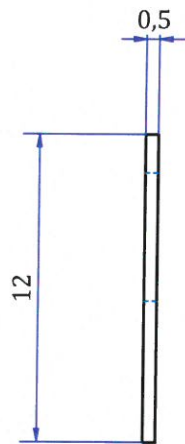
A-A (3 : 1)






Part name: AFIT-DMK-0014.ipt	Rev.:	Pcs: 12	 Niels Bohr Institute Technical Support Group Mechanical Department University of Copenhagen
Description:			
Material: EN-AW5083 (AlMg4.5Mn)			
Surface treatment:			
Department: Experimental Subatomic Group:HEHI			Date: 29/01/2019
Project: ALICE Upgrade - FIT			Scale: 3 : 1
Initiator:			Sheet Size: A3
Drawing by: Michael B.			Page no.: 1
All dim. without tolerances ISO 2768-1 (fine)		Design state:	 



Part name: spacer 0,25.ipt	Rev.:	Pcs: 100	 Niels Bohr Institute Technical Support Group Mechanical Department University of Copenhagen
Description:			
Material: BRASS-EN 12164 (CuZn39Pb3)			
Surface treatment:			
Department: Experimental Subatomic Group:HEHI			Date: 20/03/2019
Project: ALICE Upgrade - FIT			Scale: 5 : 1
Initiator:			Sheet Size: A3
Drawing by: Michael B.			Page no.: 1
All dim. without tolerances ISO 2768-1 (fine)		Design state:	 




Part name: spacer 0,5.ipt	Rev.:	Pcs: 100	 Niels Bohr Institute Technical Support Group Mechanical Department University of Copenhagen
Description:			
Material: BRASS-EN 12164 (CuZn39Pb3)			
Surface treatment:			
Department: Experimental Subatomic Group:HEHI		Date	20/03/2019
Project: ALICE Upgrade - FIT		Scale	5 : 1
Initiator:		Sheet Size	A3
Drawing by: Michael B.		Page no.	1
All dim. without tolerances ISO 2768-1 (fine)		Design state:	






Ø8 H7 -15 DEEP
 ✓ Ø 8,2 X 90°

Reference hole

Reference hole



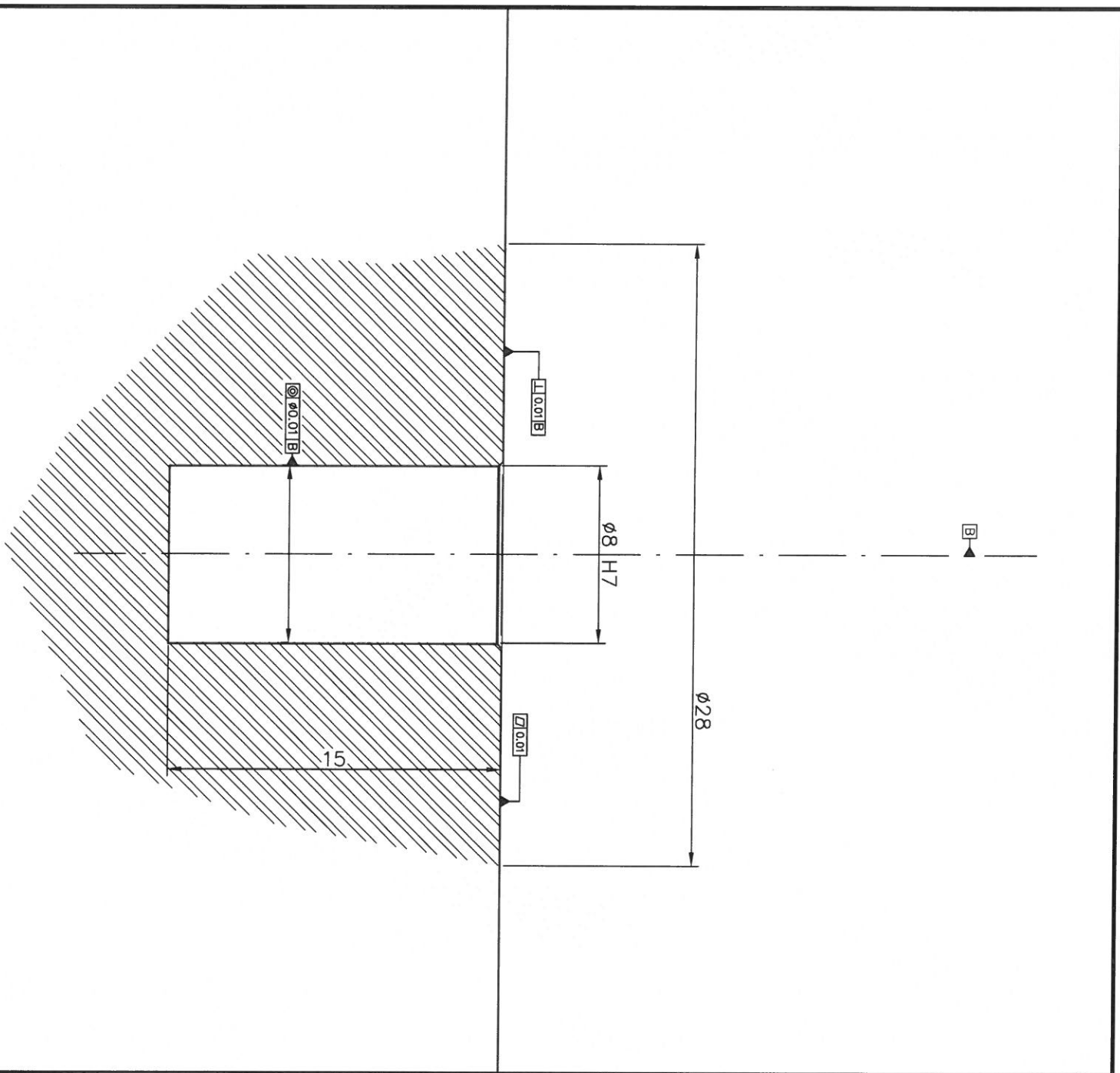
Part name: AFIT-DMK-0035_v2.ipt	Rev.:	Pcs:	 Niels Bohr Institute Technical Support Group Mechanical Department University of Copenhagen	
Description: support post				
Material: EN-AW5083 (AlMg4.5Mn)				
Surface treatment:				
Department: Experimental Subatomic Group:HEHI			Date	24/05/2018
Project: ALICE Upgrade - FIT			Scale	1 / 2
Initiator:			Sheet Size	A3
Drawing by: Michael B.			Page no.	1
All dim. without tolerances ISO 2768-1 (fine)		Design state:	 	



ORGANISATION EUROPEENNE POUR
LA RECHERCHE NUCLEAIRE
EUROPEAN ORGANIZATION FOR NUCLEAR RESEARCH
GENÈVE



DESSIN, RUGOSITÉ, TOLERANCES
SELON NORMES ISO
DRAWING, RUGOSITY, TOLERANCES
ACCORDING TO ISO STANDARDS



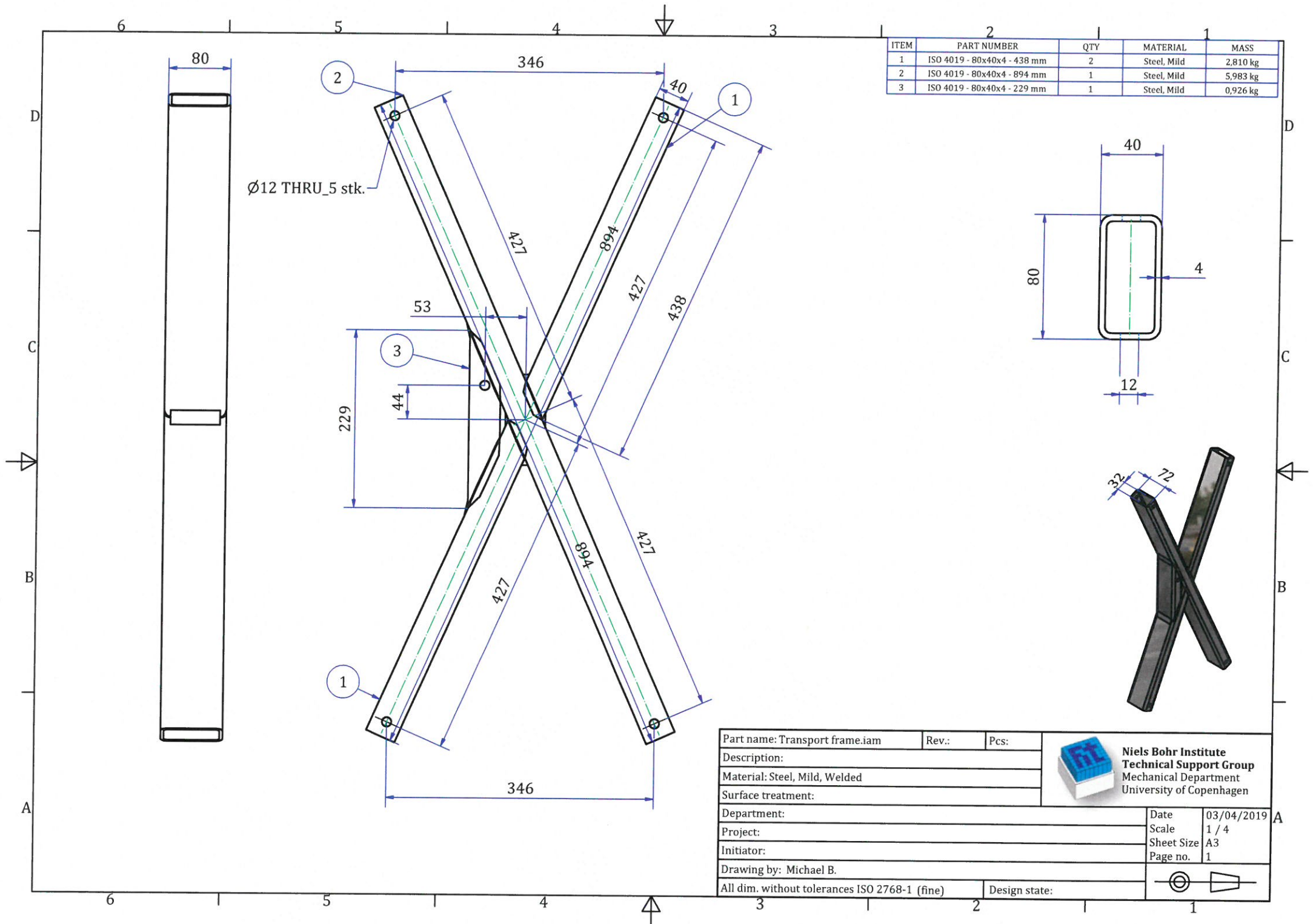
QUA	WARNING: the values are given as indications Every new values must be discussed and agreed			REF.CERN
DESCRIPTION	POS.	MAT.		

Number of pieces: 1

CERN survey experiments		SCALE	DRAWN	Michel Rebliz
Reference Hole $\phi 8$ mm		4:1	CONTROLLED	Dirk Mergelkuhl
			RELEASED	Jean-Christophe Goyde
			APPROVED	Jean-Christophe Goyde
			REPLACES	


	VALIDABLE POUR EXECUTION	QC	DRAWING 1	SIZE (IND.)
	VALID FOR EXECUTION	—		

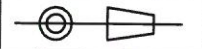
5 4 3 2 1



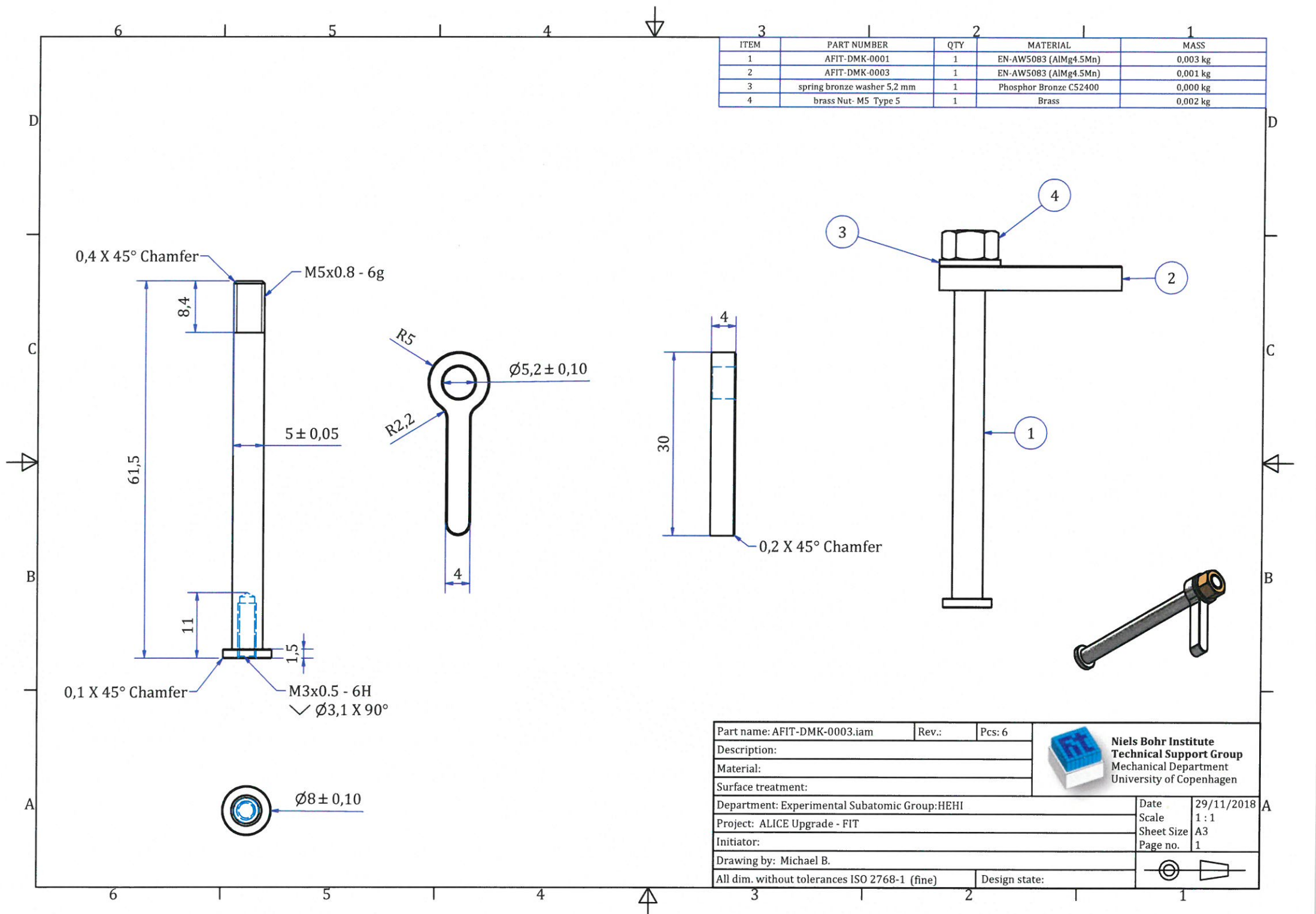
ITEM	PART NUMBER	QTY	MATERIAL	MASS
1	ISO 4019 - 80x40x4 - 438 mm	2	Steel, Mild	2,810 kg
2	ISO 4019 - 80x40x4 - 894 mm	1	Steel, Mild	5,983 kg
3	ISO 4019 - 80x40x4 - 229 mm	1	Steel, Mild	0,926 kg




Ø12 THRU_5 stk.

Part name: Transport frame.iam		Rev.:	Pcs:	 Niels Bohr Institute Technical Support Group Mechanical Department University of Copenhagen
Description:				
Material: Steel, Mild, Welded				
Surface treatment:				
Department:			Date	03/04/2019
Project:			Scale	1 / 4
Initiator:			Sheet Size	A3
Drawing by: Michael B.			Page no.	1
All dim. without tolerances ISO 2768-1 (fine)			Design state:	

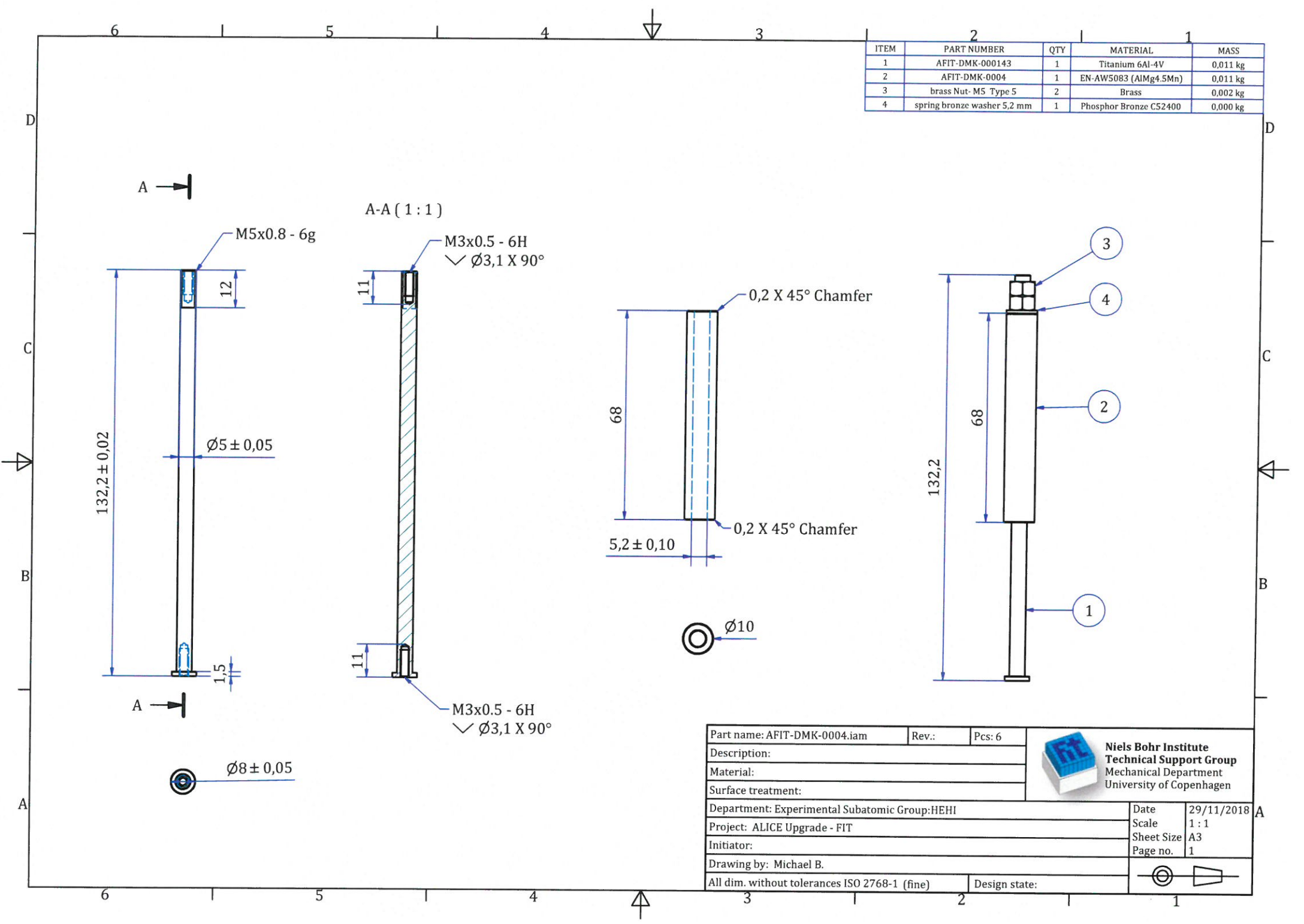




ITEM	PART NUMBER	QTY	MATERIAL	MASS
1	AFIT-DMK-0001	1	EN-AW5083 (AlMg4.5Mn)	0,003 kg
2	AFIT-DMK-0003	1	EN-AW5083 (AlMg4.5Mn)	0,001 kg
3	spring bronze washer 5,2 mm	1	Phosphor Bronze C52400	0,000 kg
4	brass Nut- M5 Type 5	1	Brass	0,002 kg



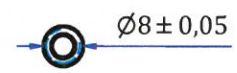
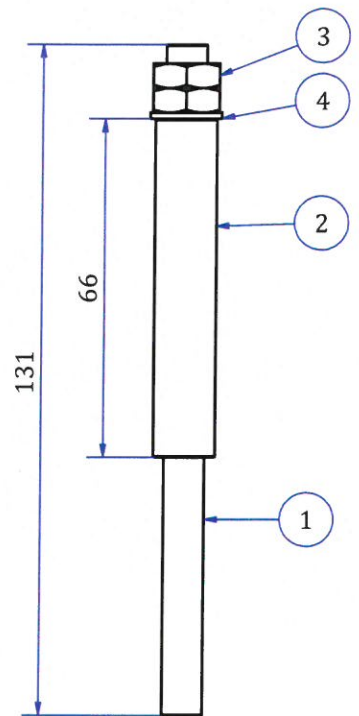
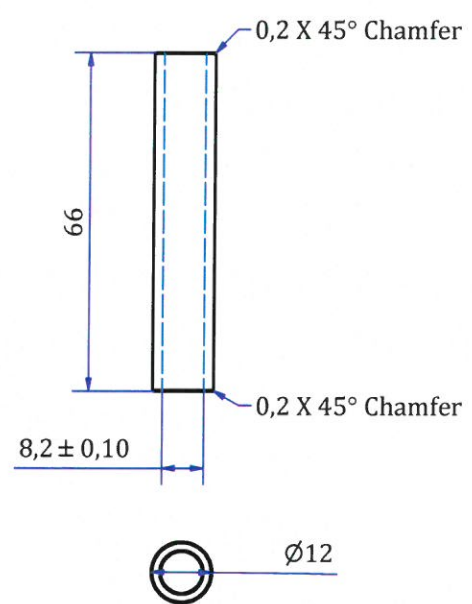
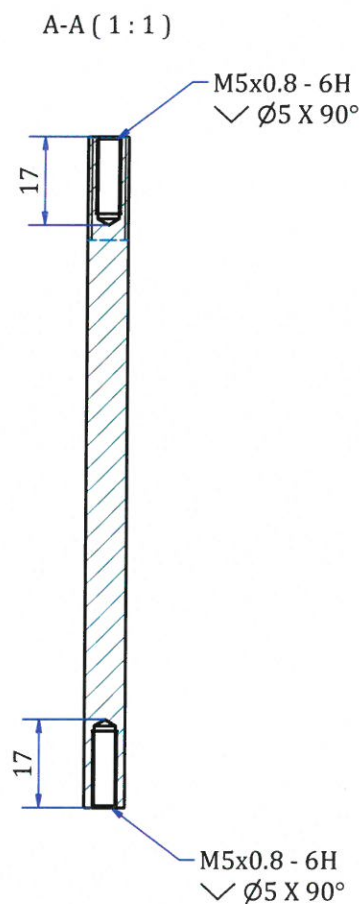
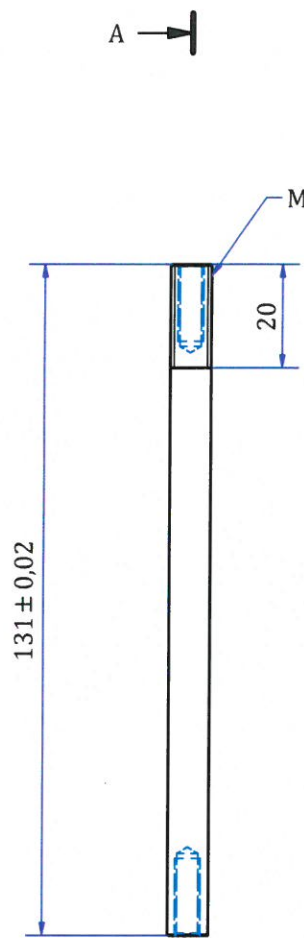
Part name: AFIT-DMK-0003.iam	Rev.:	Pcs: 6	 Niels Bohr Institute Technical Support Group Mechanical Department University of Copenhagen
Description:			
Material:			
Surface treatment:			
Department: Experimental Subatomic Group:HEHI	Date	29/11/2018	
Project: ALICE Upgrade - FIT	Scale	1 : 1	
Initiator:	Sheet Size	A3	
Drawing by: Michael B.	Page no.	1	
All dim. without tolerances ISO 2768-1 (fine)	Design state:		 


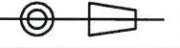
ITEM	PART NUMBER	QTY	MATERIAL	MASS
1	AFIT-DMK-000143	1	Titanium 6Al-4V	0,011 kg
2	AFIT-DMK-0004	1	EN-AW5083 (AlMg4.5Mn)	0,011 kg
3	brass Nut- M5 Type 5	2	Brass	0,002 kg
4	spring bronze washer 5,2 mm	1	Phosphor Bronze C52400	0,000 kg



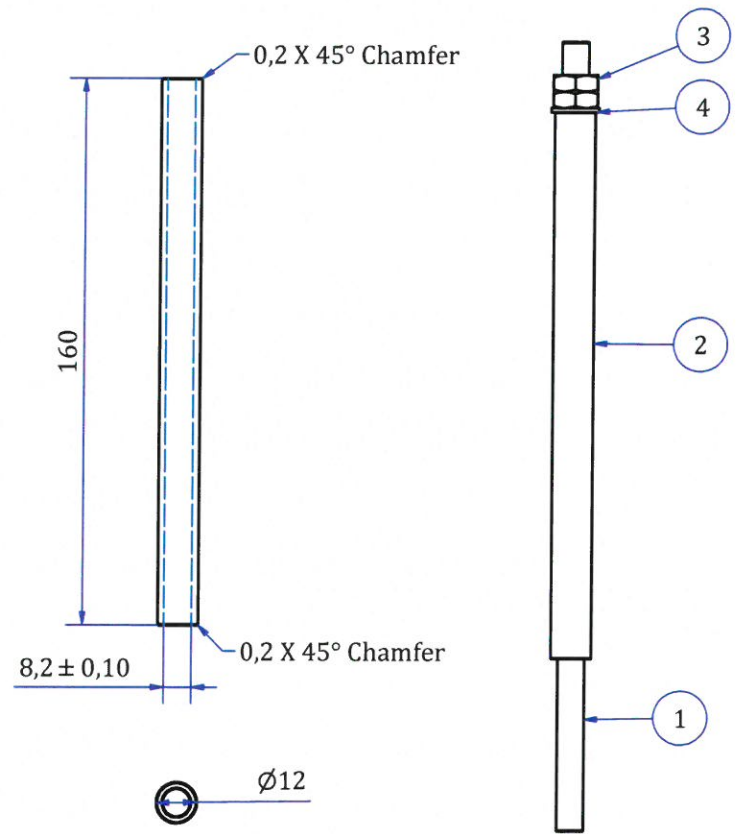
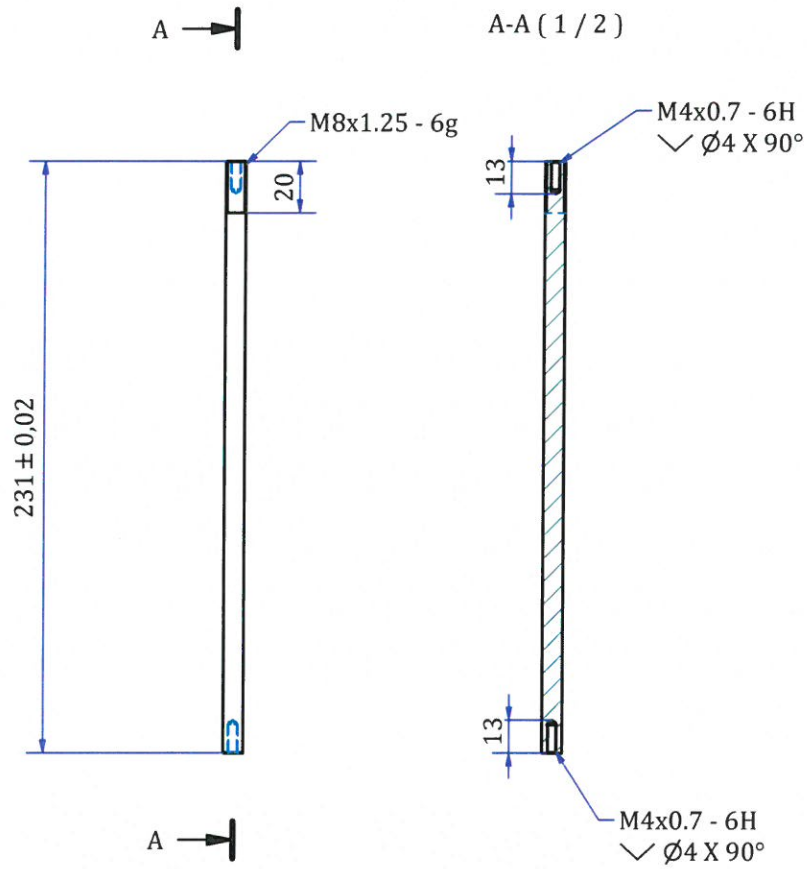
Part name: AFIT-DMK-0004.iam	Rev.:	Pcs: 6	 Niels Bohr Institute Technical Support Group Mechanical Department University of Copenhagen
Description:			
Material:			
Surface treatment:			
Department: Experimental Subatomic Group:HEHI			Date: 29/11/2018
Project: ALICE Upgrade - FIT			Scale: 1 : 1
Initiator:			Sheet Size: A3
Drawing by: Michael B.			Page no.: 1
All dim. without tolerances ISO 2768-1 (fine)		Design state:	


ITEM	PART NUMBER	QTY	MATERIAL	MASS
1	AFIT-DMK-0008	1	EN-AW5083 (AlMg4.5Mn)	0,017 kg
2	AFIT-DMK-0009	1	EN-AW5083 (AlMg4.5Mn)	0,011 kg
3	brass Nut-M8	2	Brass	0,004 kg
4	spring bronze washer 8,2 mm	1	Bronze	0,001 kg

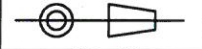


Part name: AFIT-DMK-0005.iam	Rev.:	Pcs: 14	 Niels Bohr Institute Technical Support Group Mechanical Department University of Copenhagen	
Description: Alu rod				
Material:				
Surface treatment:				
Department: Experimental Subatomic Group:HEHI			Date	29/11/2018
Project: ALICE Upgrade - FIT			Scale	1 : 1
Initiator:			Sheet Size	A3
Drawing by: Michael B.			Page no.	1
All dim. without tolerances ISO 2768-1 (fine)		Design state:		

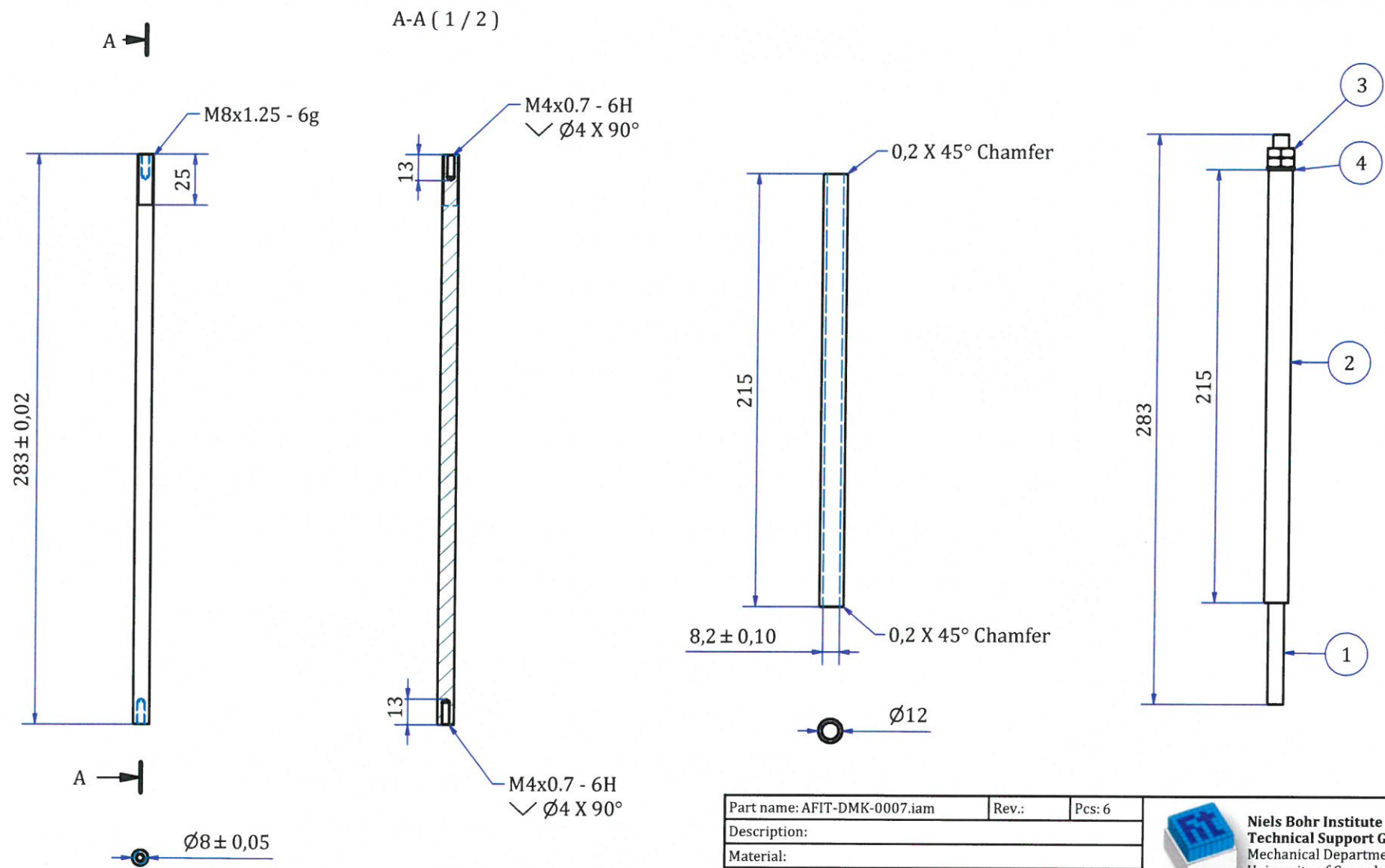
ITEM	PART NUMBER	QTY	MATERIAL	MASS
1	AFIT-DMK-6	1	EN-AW6082 (AlMgSi1)	0,031 kg
2	AFIT-DMK-7	1	EN-AW6082 (AlMgSi1)	0,026 kg
3	brass Nut-M8	2	Brass	0,004 kg
4	spring bronze washer 8,2 mm	1	Bronze	0,001 kg





Part name: AFIT-DMK-0006.iam	Rev.:	Pcs: 14	 Niels Bohr Institute Technical Support Group Mechanical Department University of Copenhagen	
Description:				
Material:				
Surface treatment:				
Department: Experimental Subatomic Group:HEHI			Date	31/01/2019
Project: ALICE Upgrade - FIT			Scale	1 / 1,5
Initiator:			Sheet Size	A3
Drawing by: Michael B.			Page no.	1
All dim. without tolerances ISO 2768-1 (fine)			Design state:	

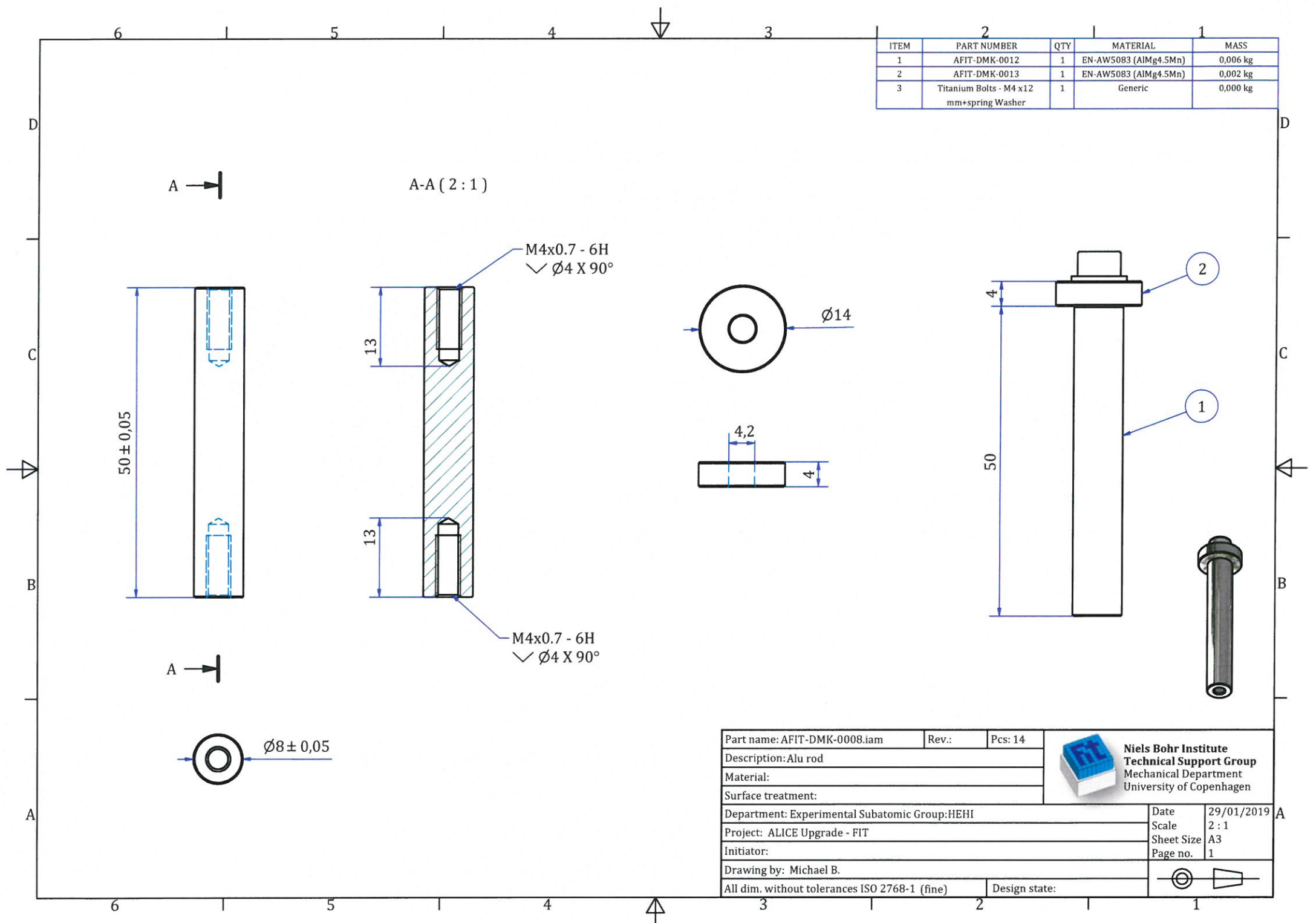





ITEM	PART NUMBER	QTY	MATERIAL	MASS
1	AFIT-DMK-0010	1	EN-AW5083 (AlMg4.5Mn)	0,038 kg
2	AFIT-DMK-0011	1	EN-AW5083 (AlMg4.5Mn)	0,035 kg
3	brass Nut-M8	2	Brass	0,004 kg
4	spring bronze washer 8,2 mm	1	Bronze	0,001 kg



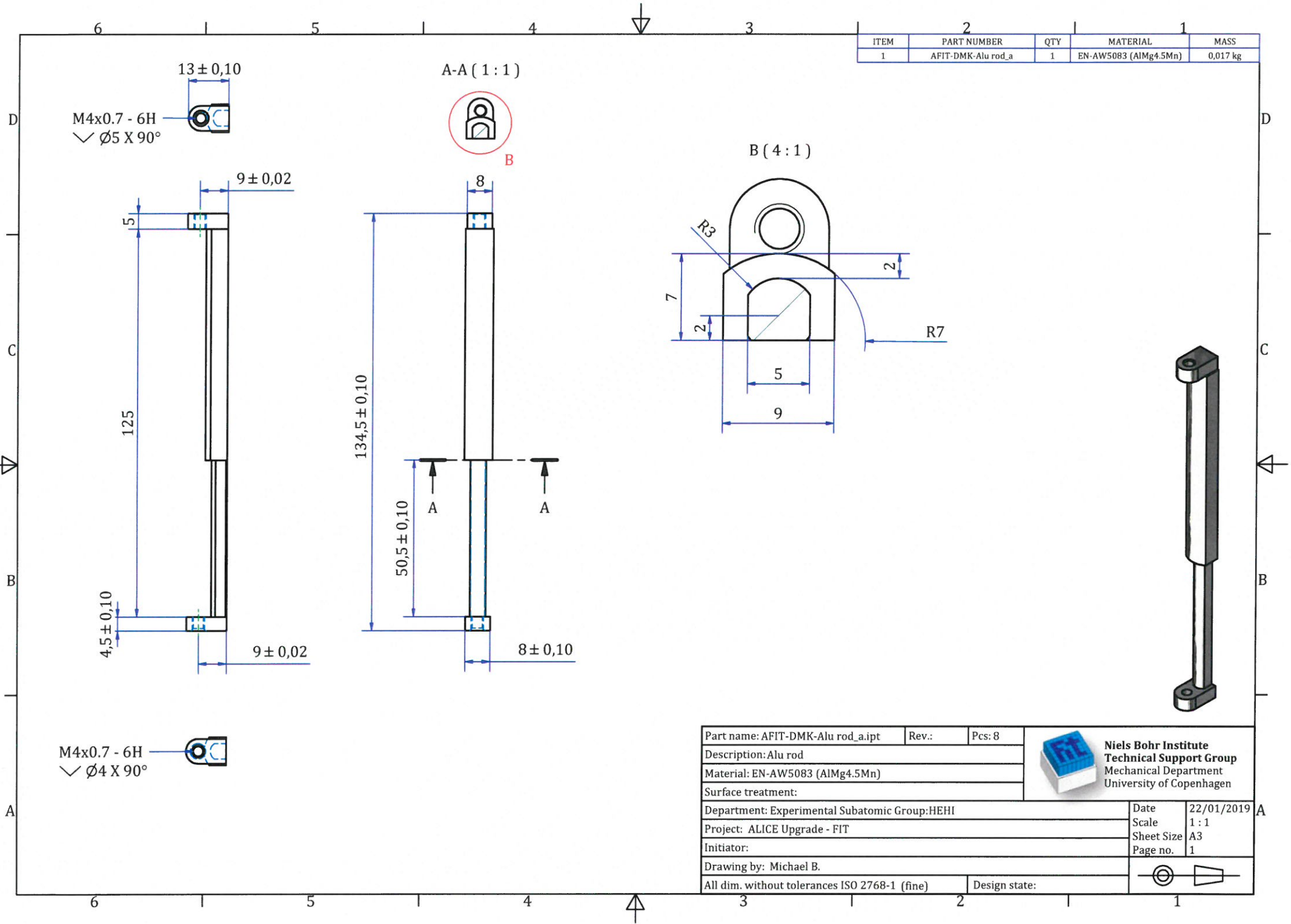
Part name: AFIT-DMK-0007.iam	Rev.:	Pcs: 6	 Niels Bohr Institute Technical Support Group Mechanical Department University of Copenhagen
Description:			
Material:			
Surface treatment:			
Department: Experimental Subatomic Group:HEHI	Date	29/11/2018	A3 Page no. 1
Project: ALICE Upgrade - FIT	Scale	1 / 2	
Initiator:	Sheet Size	A3	
Drawing by: Michael B.	Page no.	1	
All dim. without tolerances ISO 2768-1 (fine)		Design state:	

ITEM	PART NUMBER	QTY	MATERIAL	MASS
1	AFIT-DMK-0012	1	EN-AW5083 (AlMg4.5Mn)	0,006 kg
2	AFIT-DMK-0013	1	EN-AW5083 (AlMg4.5Mn)	0,002 kg
3	Titanium Bolts - M4 x12 mm+spring Washer	1	Generic	0,000 kg



Part name: AFIT-DMK-0008.iam	Rev.:	Pcs: 14	 Niels Bohr Institute Technical Support Group Mechanical Department University of Copenhagen
Description: Alu rod			
Material:			
Surface treatment:			
Department: Experimental Subatomic Group:HEHI			Date: 29/01/2019
Project: ALICE Upgrade - FIT			Scale: 2 : 1
Initiator:			Sheet Size: A3
Drawing by: Michael B.			Page no.: 1
All dim. without tolerances ISO 2768-1 (fine)		Design state:	 

ITEM	PART NUMBER	QTY	MATERIAL	MASS
1	AFIT-DMK-Alu rod_a	1	EN-AW5083 (AlMg4.5Mn)	0,017 kg





M4x0.7 - 6H
 √ Ø5 X 90°

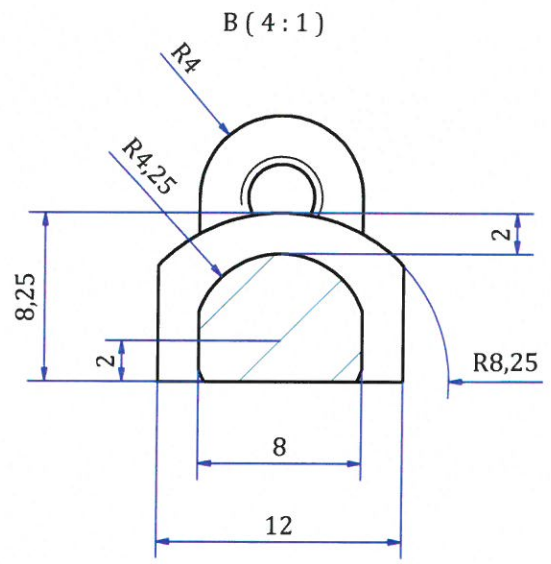
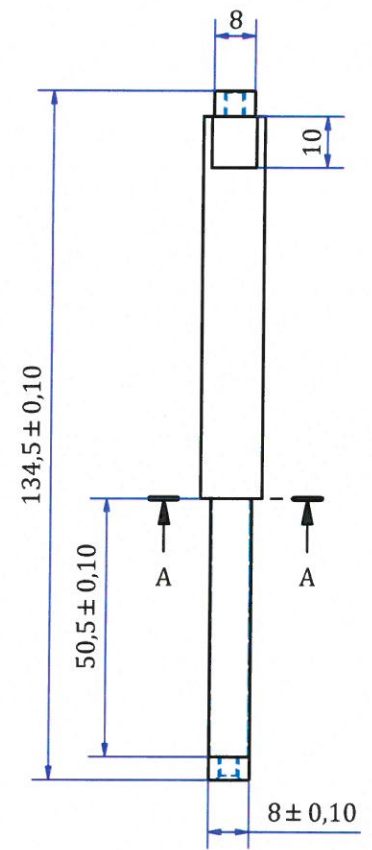
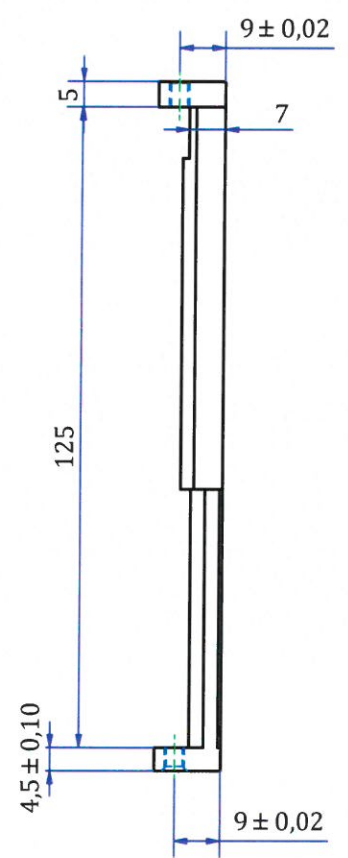

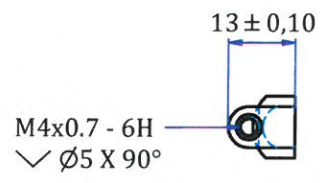
A-A (1:1)


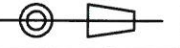
B (4:1)

M4x0.7 - 6H
 √ Ø4 X 90°

Part name: AFIT-DMK-Alu rod_a.ipt	Rev.:	Pcs: 8	 Niels Bohr Institute Technical Support Group Mechanical Department University of Copenhagen
Description: Alu rod			
Material: EN-AW5083 (AlMg4.5Mn)			
Surface treatment:			
Department: Experimental Subatomic Group:HEHI	Date	22/01/2019	A3 A
Project: ALICE Upgrade - FIT	Scale	1 : 1	
Initiator:	Sheet Size	A3	
Drawing by: Michael B.	Page no.	1	
All dim. without tolerances ISO 2768-1 (fine)	Design state:		

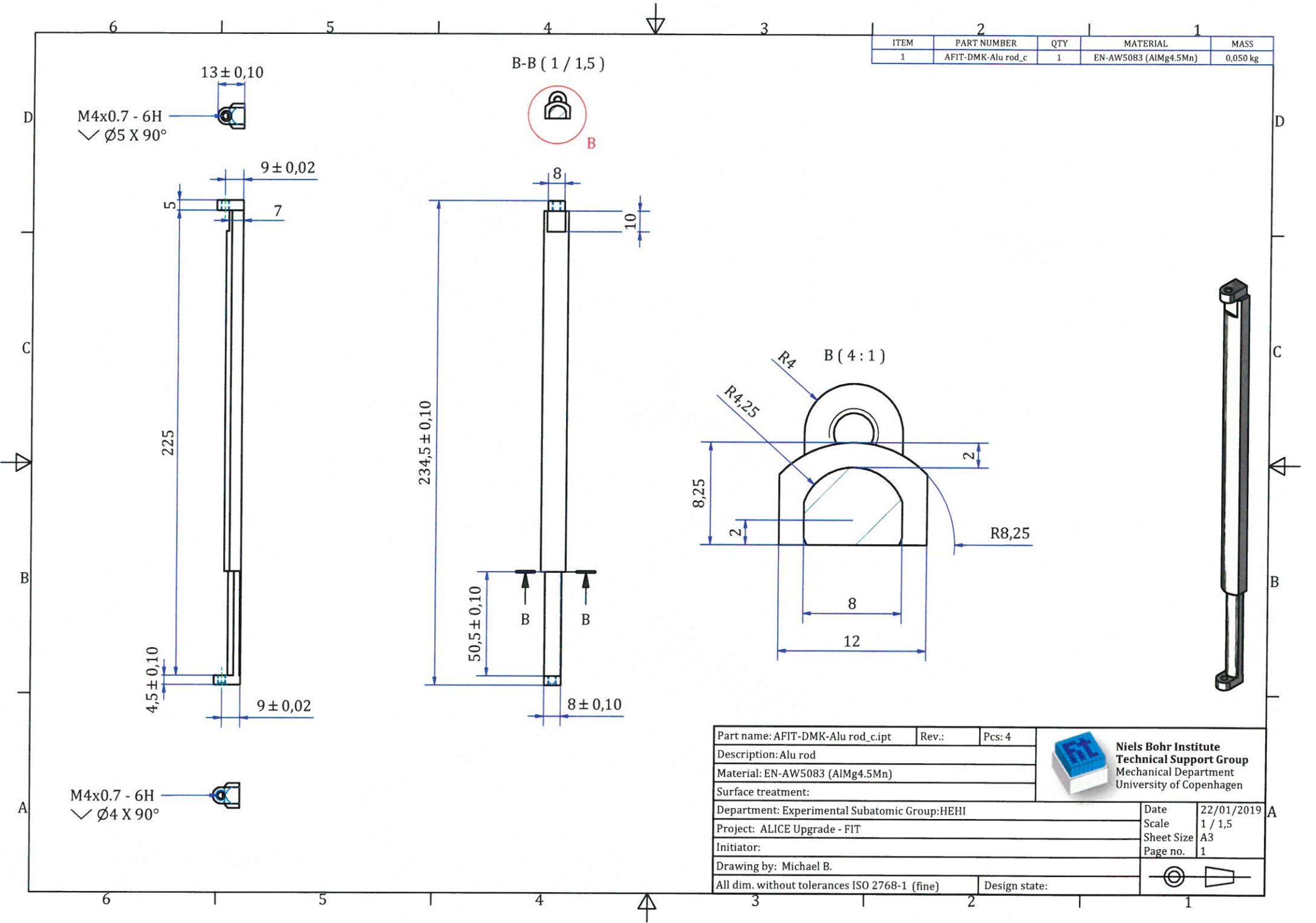
ITEM	PART NUMBER	QTY	MATERIAL	MASS
1	AFIT-DMK-Alu rod_b	1	EN-AW5083 (AlMg4.5Mn)	0,026 kg


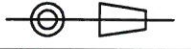


Part name: AFIT-DMK-Alu rod_b.ipt	Rev.:	Pcs: 4	 Niels Bohr Institute Technical Support Group Mechanical Department University of Copenhagen
Description: Alu rod			
Material: EN-AW5083 (AlMg4.5Mn)			
Surface treatment:			
Department: Experimental Subatomic Group:HEHI	Date	22/01/2019	1 : 1 Sheet Size A3 Page no. 1
Project: ALICE Upgrade - FIT	Scale	1 : 1	
Initiator:	Sheet Size	A3	
Drawing by: Michael B.	Page no.	1	
All dim. without tolerances ISO 2768-1 (fine)		Design state:	

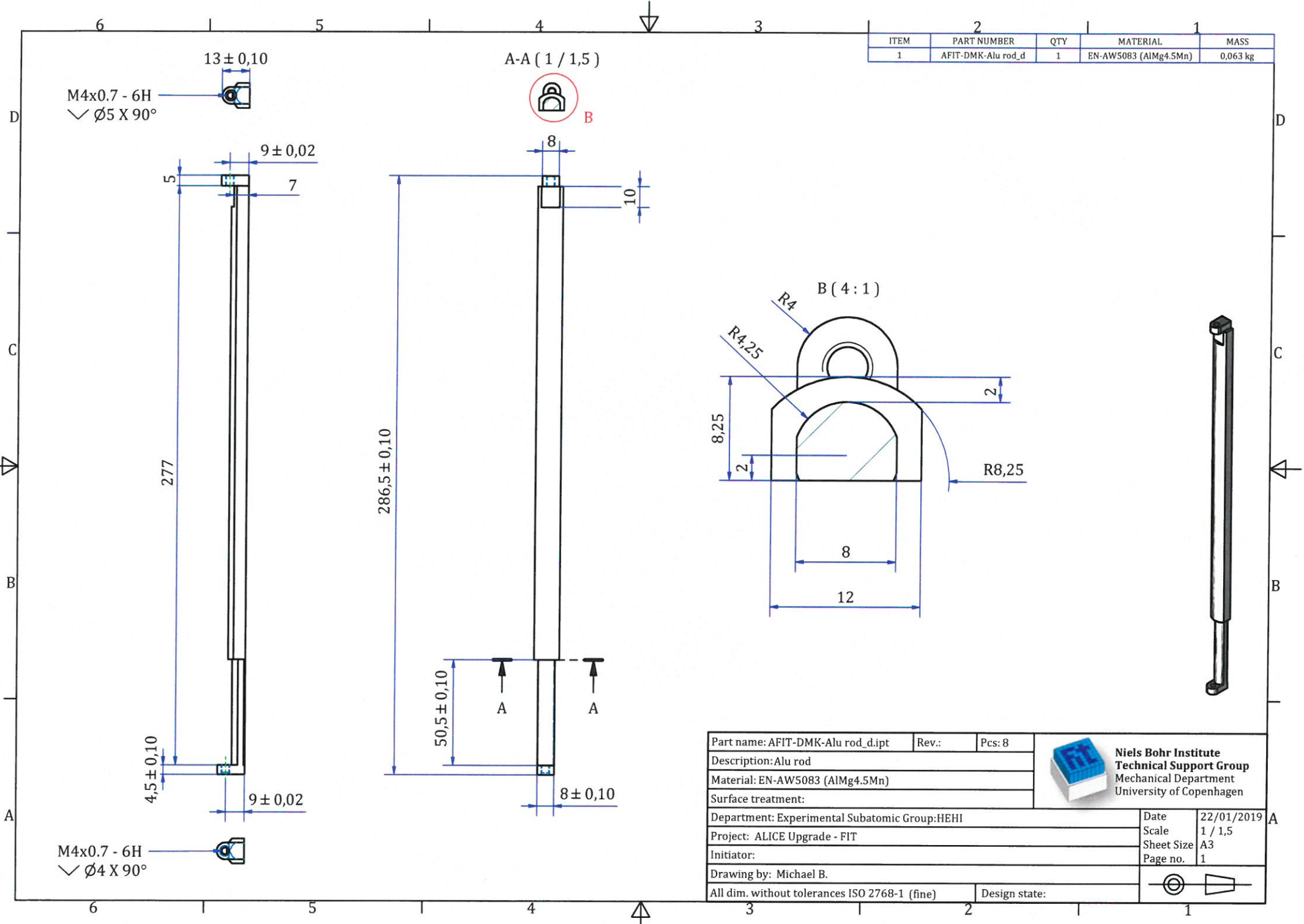
ITEM	PART NUMBER	QTY	MATERIAL	MASS
1	AFIT-DMK-Alu rod_c	1	EN-AW5083 (AlMg4.5Mn)	0,050 kg



B-B (1 / 1,5)



Part name: AFIT-DMK-Alu rod_c.ipt	Rev.:	Pcs: 4	 Niels Bohr Institute Technical Support Group Mechanical Department University of Copenhagen
Description: Alu rod			
Material: EN-AW5083 (AlMg4.5Mn)			
Surface treatment:			
Department: Experimental Subatomic Group:HEHI	Date	22/01/2019	A
Project: ALICE Upgrade - FIT	Scale	1 / 1,5	
Initiator:	Sheet Size	A3	
Drawing by: Michael B.	Page no.	1	
All dim. without tolerances ISO 2768-1 (fine)		Design state:	

ITEM	PART NUMBER	QTY	MATERIAL	MASS
1	AFIT-DMK-Alu rod_d	1	EN-AW5083 (AlMg4.5Mn)	0,063 kg



Part name: AFIT-DMK-Alu rod_d.ipt	Rev.:	Pcs: 8	 Niels Bohr Institute Technical Support Group Mechanical Department University of Copenhagen
Description: Alu rod			
Material: EN-AW5083 (AlMg4.5Mn)			
Surface treatment:			
Department: Experimental Subatomic Group:HEHI	Date	22/01/2019	
Project: ALICE Upgrade - FIT	Scale	1 / 1,5	
Initiator:	Sheet Size	A3	
Drawing by: Michael B.	Page no.	1	
All dim. without tolerances ISO 2768-1 (fine)	Design state:		

[Home](#) / [Products](#) / [Wire Rope and Fittings](#) / [Rigging screws](#) / [Turnbuckle - Jaw/jaw POWERTEX](#)

Turnbuckle - Jaw/jaw POWERTEX

POWERTEX

Design: Jaw-jaw. Delivered complete with locking nuts. For adjustment of the length at number 1420 and 1421 the hole (h) is replaced with a key grip in both sides of the socket.

Material: General construction steel 4.6, split in stainless steel AISI 304.

Marking: POWERTEX, WILL xXT, batch number**.

Finish: Hot dip galvanized, except from M6 and M8, which are electro galvanized.

Warning: The turnbuckles are normally not intended for lifting. If they are to be used for lifting every individual turnbuckle shall be proof loaded, this is made on request. The turnbuckles are not allowed to be adjusted in length when they are used for lifting!

Safety factor: 5:1.



Part Code	Code	WLL	Thread	A	B	C	Ø D	E	G	Ø d	h	L	L	Weight
		ton		(mm)	(mm)	(mm)	(mm)	(mm)	(mm)	(mm)	(mm)	min.	max.	kg
11.50PRSJ002	1402	0.2	M6	19	7	16	14,5	100	12	M5	6,5	180	255	0.13
11.50PRSJ003	1403	0.32	M8	23	9	22	17,2	108	14	M6	8,5	210	285	0.25
11.50PRSJ005	1404	0.5	M10	20	10	16	17,2	150	18	M8	7	225	335	0.3
11.50PRSJ007	1406	0.7	M12	25	13	25	21,3	195	24	M10	8	315	470	0.65
11.50PRSJ012	1408	1.2	M16	34	18	38	27	230	31	M12	8	380	565	1.25
11.50PRSJ015	1409	1.5	M20	36	20	42	34	270	39	M16	12	450	660	2.2
11.50PRSJ022	1410	2.2	M22	44	25	50	34	295	46	M20	12	500	720	3.3
11.50PRSJ032	1411	3.2	M24	51	28	54	42	325	52	M22	12	555	800	4.6
11.50PRSJ048	1413	4.8	M33	62	38	71,5	50	370	60	M27	12	700	970	8.5
11.50PRSJ060	1415	6	M39	79	45	83,5	60,3	400	75	M33	16	780	1,060	15
11.50PRSJ085	1417	8.5	M45	94	50	86	76	400	85	M39	16	800	1,050	21
11.50PRSJ110	1419	11	M52	98	58	97,5	76	400	92	M45	16	870	1,100	24
11.50PRSJ150	1420	15	M56	110	60	125	90	540	120	48	16	1,010	1,410	48
11.50PRSJ250	1421	25	M64	132	72	145	100	720	140	56	16	1,250	1,820	69

Other dimensions and performance on request.

Manuals

Manuals


Select ▾

Download

SMA Straight Bulkhead Jack, Crimp



**RoHS
Compliant**



Specifications

Electrical

Frequency Range : DC – 12.4GHz
 Nominal Impedance : 50Ω
 Voltage Rating : 500V Max.
 VSWR : 1.28 Max.

Material

Body : Brass, 3μ" Gold Plated
 Center Contact : Beryllium Copper, 50μ" Gold Plated
 Crimp Ferrule : Brass, Gold Plated
 Insulation : PTFE
 Washer : Brass, Gold Plated
 O-Ring : Rubber, Black
 Nut : Brass, Gold Plated

Mechanical

Interface in Accordance with : MIL-STD-348A
 Cable Type : RG-58U or Equivalent
 Cable Attachment : Outer: Crimp
 Inner: Solder

Crimp Size Required

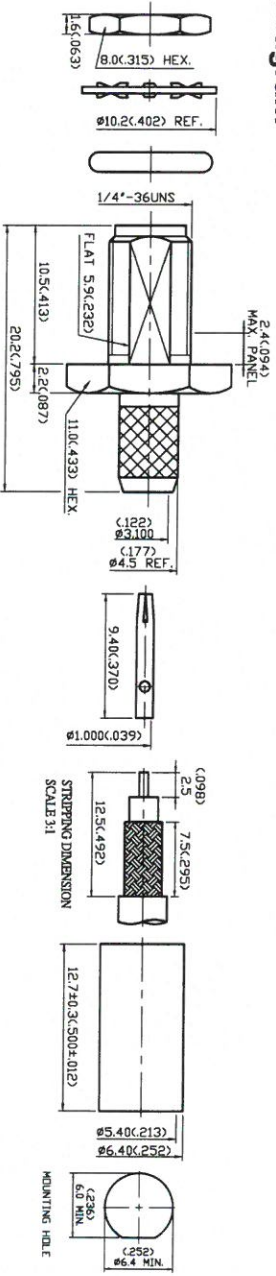
: Ferrule: 5.5(.216) Hex Crimp Tool

Environmental

Temperature Range

: -20°C to +80°C

Diagram



Dimensions : Millimetres (Inches)

Part Number Table

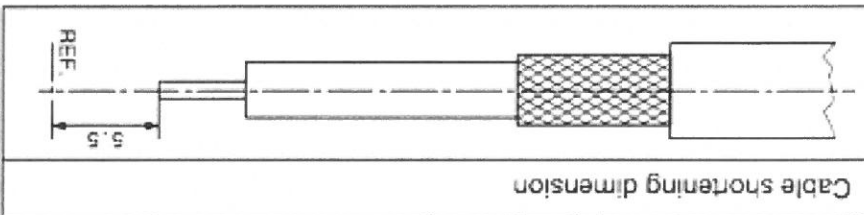
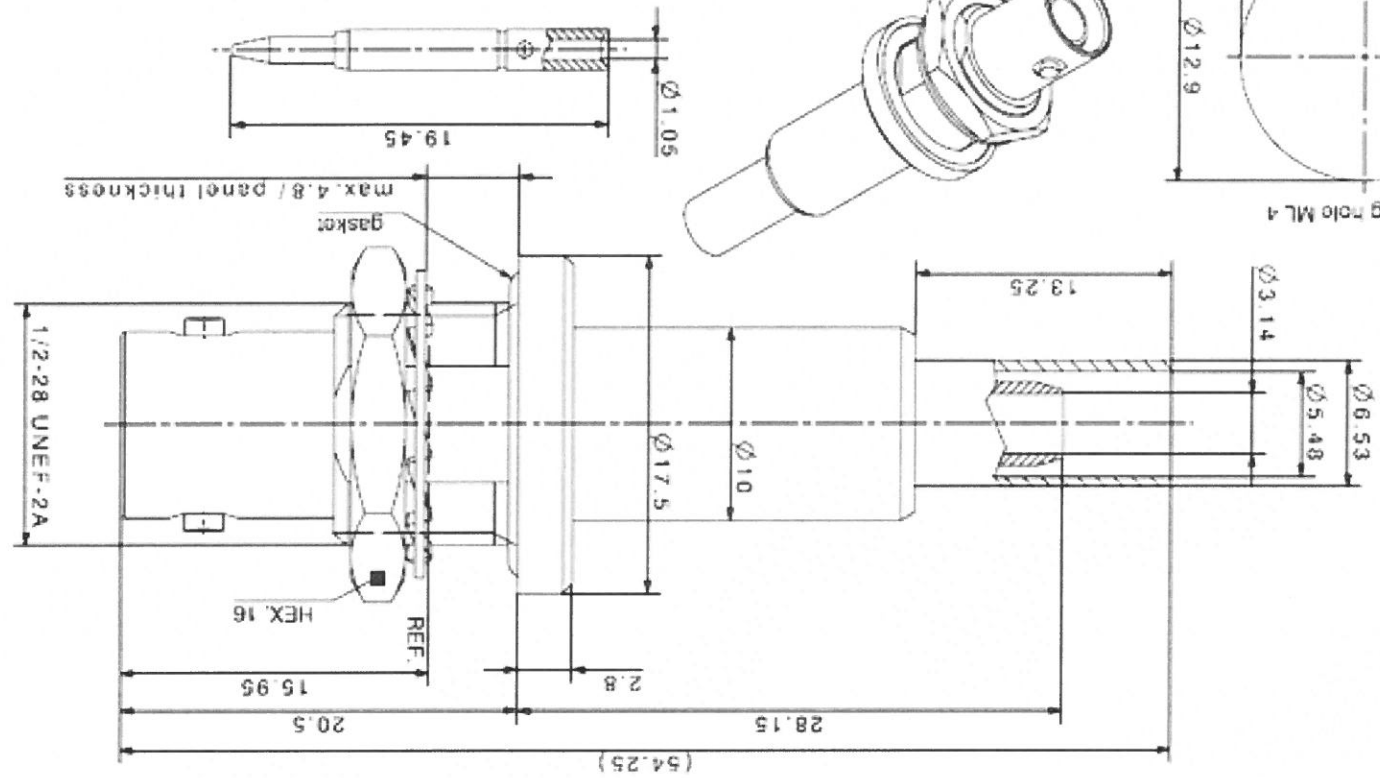
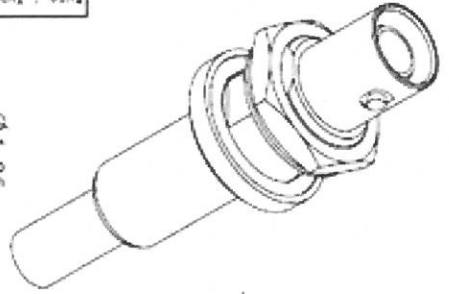
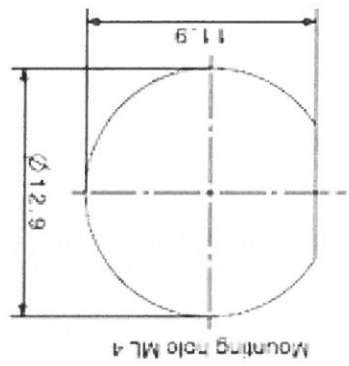
Description	Part Number
SMA Straight Bulkhead Jack, Crimp, 50Ω, RG-58U	19-04F-3-TGG

Important Notice : This data sheet and its contents (the "Information") belong to the members of the Premier Farnell group of companies (the "Group") or are licensed to it. No licence is granted for the use of it other than for information purposes in connection with the products to which it relates. No licence of any intellectual property rights is granted. The Information is subject to change without notice and replaces all data sheets previously supplied. The Information supplied is believed to be accurate but the Group assumes no responsibility for its accuracy or completeness. Any error in or omission from it or for any use made of it. Users of this data sheet should check for themselves the information and the suitability of the products for their purpose and not make any assumptions based on information included or omitted. Liability for loss or damage resulting from any reliance on the information or use of it (including liability resulting from negligence or where the Group was aware of the possibility of such loss or damage arising) is excluded. This will not operate to limit or restrict the Group's liability for death or personal injury resulting from its negligence. Multicomp is the registered trademark of the Group. © Premier Farnell Limited 2016.

www.element14.com
 www.farnell.com
 www.newark.com



These drawings are under copyright protection and are the property of the drawing office. Any reproduction, copying, or distribution of these drawings without written permission of the office is prohibited. This drawing is copyright, industrial and trademark of the drawing office. It is supplied in confidence and may not be used for any other purpose than that for which it was supplied, or reproduced without written permission of the office.



ALTERNATIVE 101
 Type / Typ: 24 SHV-50-3-1
 dimensions in millimeter (mm)
 drawing / Beschreibung

Bulkhead cable jack

DUU-00068623

A