



Before Starting

- Thank You for Volunteering for the IT Open Days' Activities!
- More than 110 people have volunteered to cover the 2 days!
- You should have received notification from the Core Team on your role and time slot allocation. This may be different from what I have communicated, which should take precedence.
 - However, there have been some enforced changes to the role and time slot allocations and a new version will be sent out soon.
- These slides are available on the IT Open Days site: https://it-opendays.web.cern.ch/system/files/2019-08/IT_Open_Days_Information_for_Volunteers_July_2019.pdf

IT Activities - I

- Data Centre Visits – a circuit through the two main computer rooms following a general presentation
 - Starting at 9:00
 - 6 groups every 15 minutes with two guides each (ideally one English and one French speaking)
 - A presentation before the visit will be in English and French (see later slide)
 - Info sheets will be available in other languages
 - Slogan – *“The CERN Data Centre where data becomes knowledge”*
- R2 Activities for Children Around IT and Programming
 - Starting at 11:00
 - Unplugged Programming – introduction to programming ideas without computers
 - Programming Robots – introduction to programming ideas using robots
 - LHC@Home – information on, and demonstration of, volunteer computing
 - IT Specific Colouring Book – a fun activity for younger children
 - Virtual reality goggles – a virtual visit of the Data Centre for everyone
 - Special balloons will be available



IT Activities - II

- Data Centre Visit Point – an animation of the data production, distribution and processing from detector to WLCG (French and English speaking groups)
 - Starting at 9:00
 - 1 group every 15/30 minutes with two guides
 - Will see the Data Deluge animation showing the data production in the detector through to processing in the WLCG
- Web film in IT Amphitheatre – celebrating 30 years of WWW (lasts about 35 minutes)
 - Starting at 11:00
 - Film is in English with French subtitles
 - Showing once an hour on the hour and lasts about 35 minutes
- Short IT-related Talks in 513/1-024 – a series of general IT talks aimed at the general public (a schedule will be provided and displayed)
 - Starting at 11:15
 - Slides will be in English or French with the speaker presenting in the other language
 - 10 mins + 5 mins questions
 - 2 talks per hour (15 past and 15 before the hour)



Main Information - I

- There have been misunderstanding in the visitor registration and hence some are likely to be unhappy:
 - Remain calm and friendly
- Information for visitors wanting to know more about IT will be available via: cern.ch/go/opendays
- Key Data Centre numbers for guides: https://information-technology.web.cern.ch/sites/information-technology.web.cern.ch/files/CERNDataCentre_KeyInformation_August2019V1.pdf
- Guides must remain with their groups at all times and keep them together (one in front and one behind) and respect the timing of the visit
 - Specific on-site training will be provided for the guides for the Data Centre & DCVP
- People with reduced mobility will be taken separately with a dedicated guide and they will only visit the ground floor computing room



Main Information - II

- Information on queue waiting times at the various sites will be available via Alex's Mobile App
- We cannot take responsibility for children, i.e. an adult must remain with children at all times
- The lifts should not be used
- Toilets in the IT buildings should not be used by Visitors, and Visitors should not divert from designated routes
 - Toilets available in R2 and IT car park (not yet shown in GIS Portal!!)
- Be aware of the restrictions on access to the site, other than on foot Information is available via the Volunteers' registration site
- The B28 Social Room can be used during off periods to relax
- Guides for the Data Centre visits must wear closed shoes and no high heels are allowed.

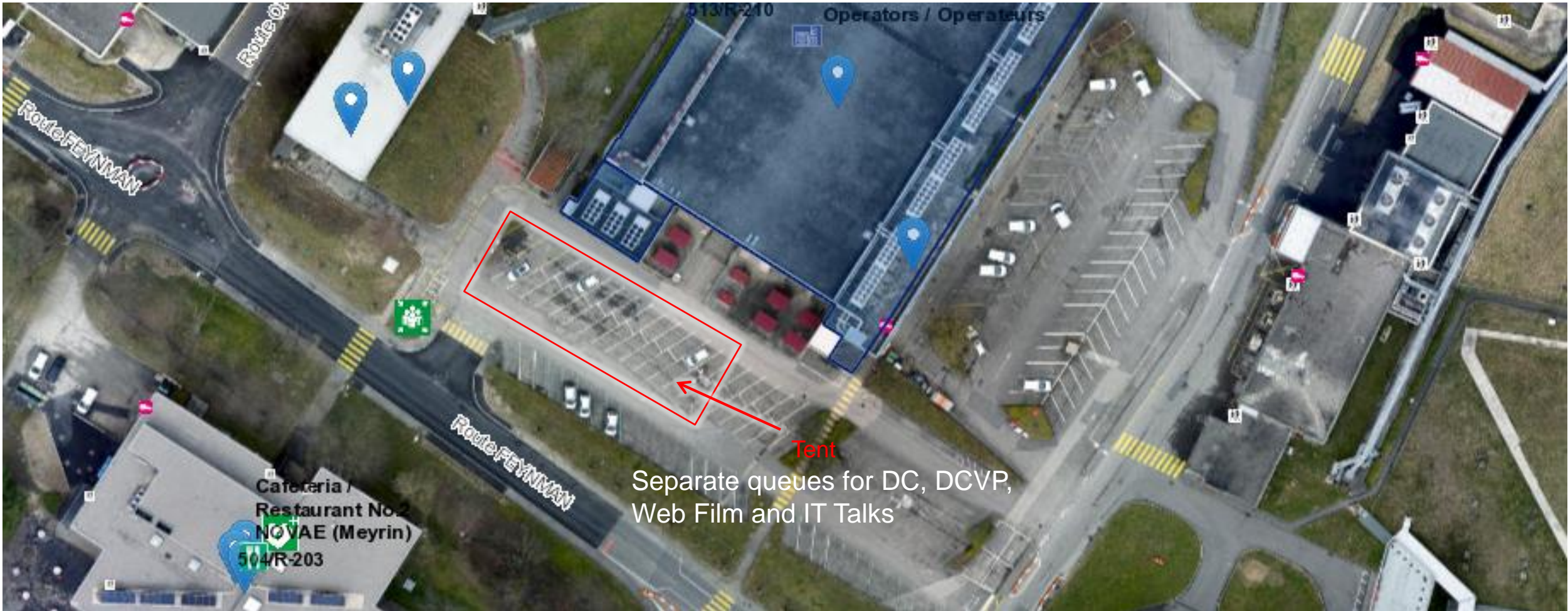


General Training

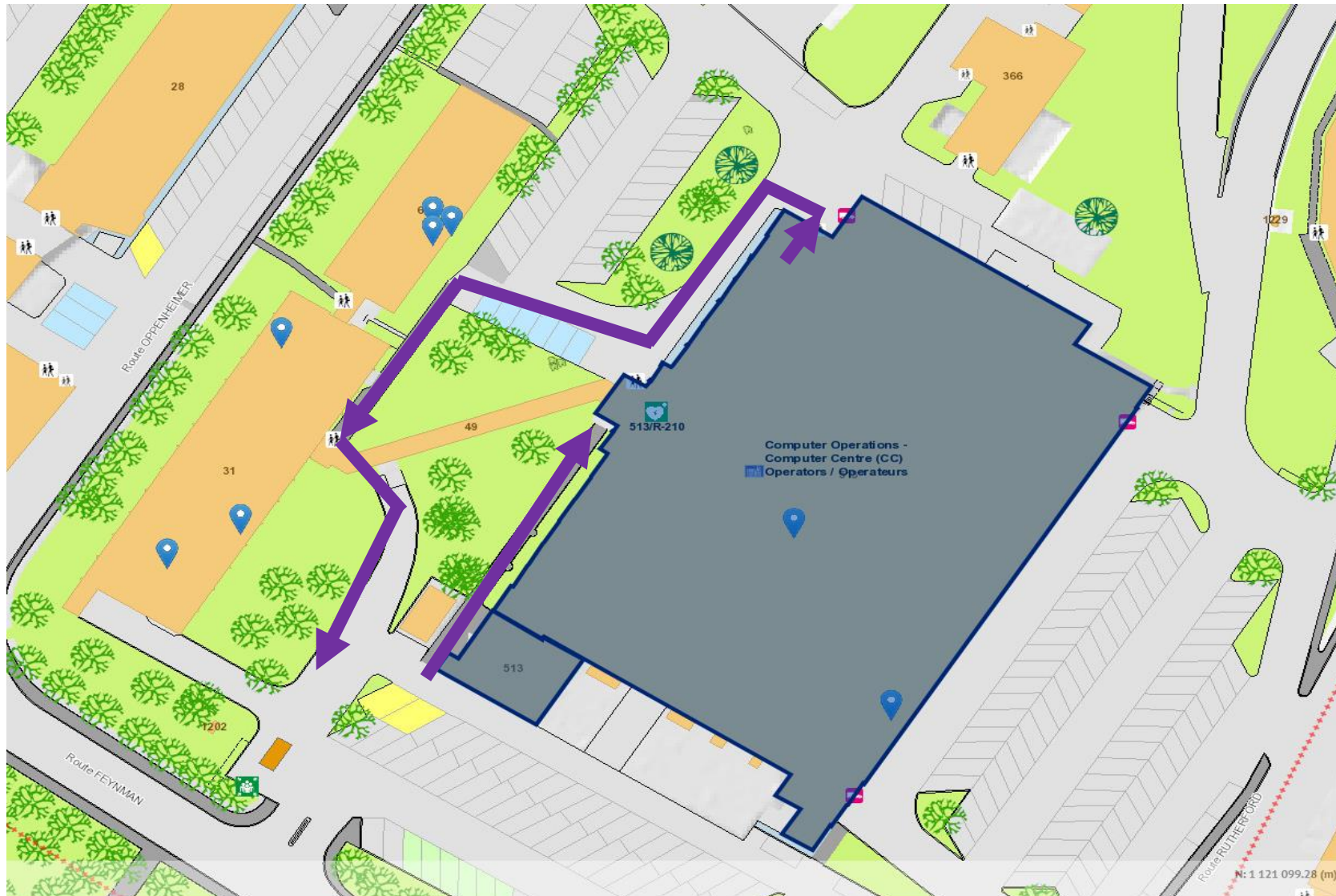
- The Core Team will organise training courses for all volunteers based on their specific roles. You can see which courses are required via your registration. There is a general course for all volunteers:
 - 4th (10:00), 6th (14:00) and 11th (15:30) September in the main Auditorium in English
 - 9th (9:00-11:00) September in French
 - Please enrol for the date which suits you best
- All volunteers are required to have completed the three mandatory safety courses:
 - Safety at CERN
 - Radio Protection Awareness
 - Emergency Evacuation
 - These can be done on-line via the following link:
<https://lms.cern.ch/ekp/servlet/ekp?TX=STRUCTUREDCATALOG&CAT=EKP014046909>.
- If you wish to check whether you have already followed these courses, then you can click on 'My Learning' and then 'My Training History' in the Learning Hub (<https://lms.cern.ch/>).
- If you haven't completed one or more of these courses, it is suggested that you do this as soon as possible.
- It only takes a few minutes for each of these courses.



Data Centre Visits



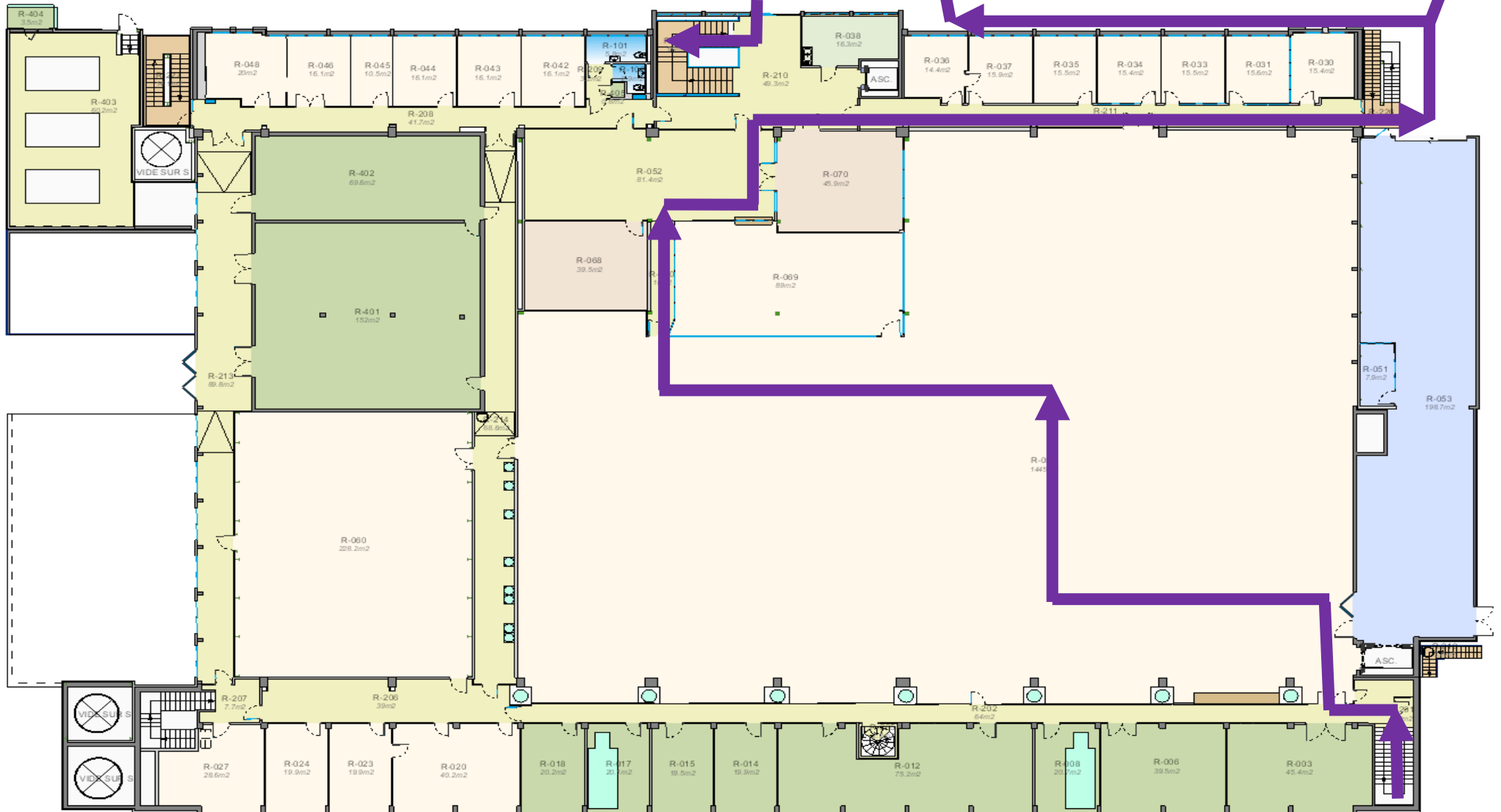
Data Centre Visits



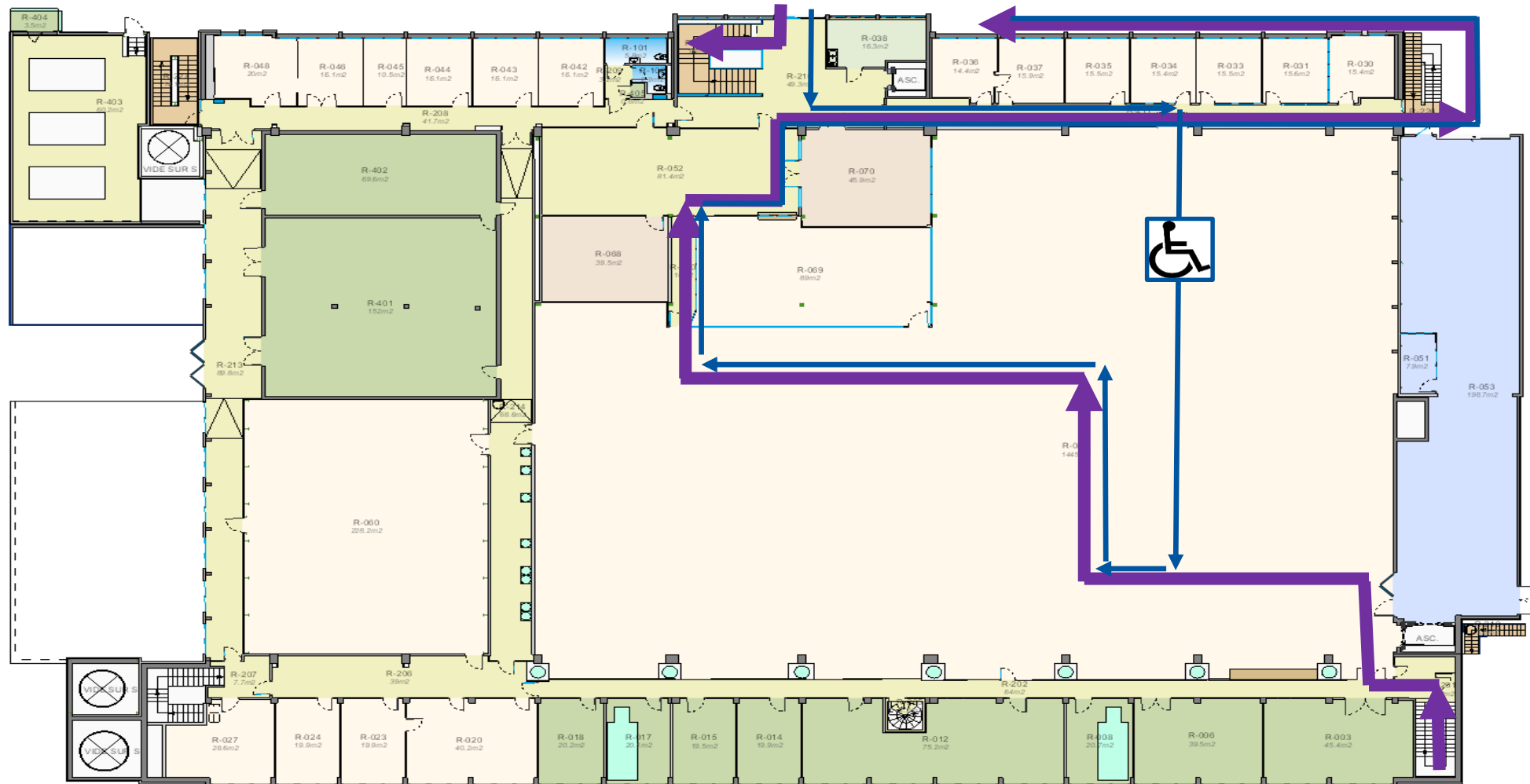
Data Centre Visits



Data Centre Visits



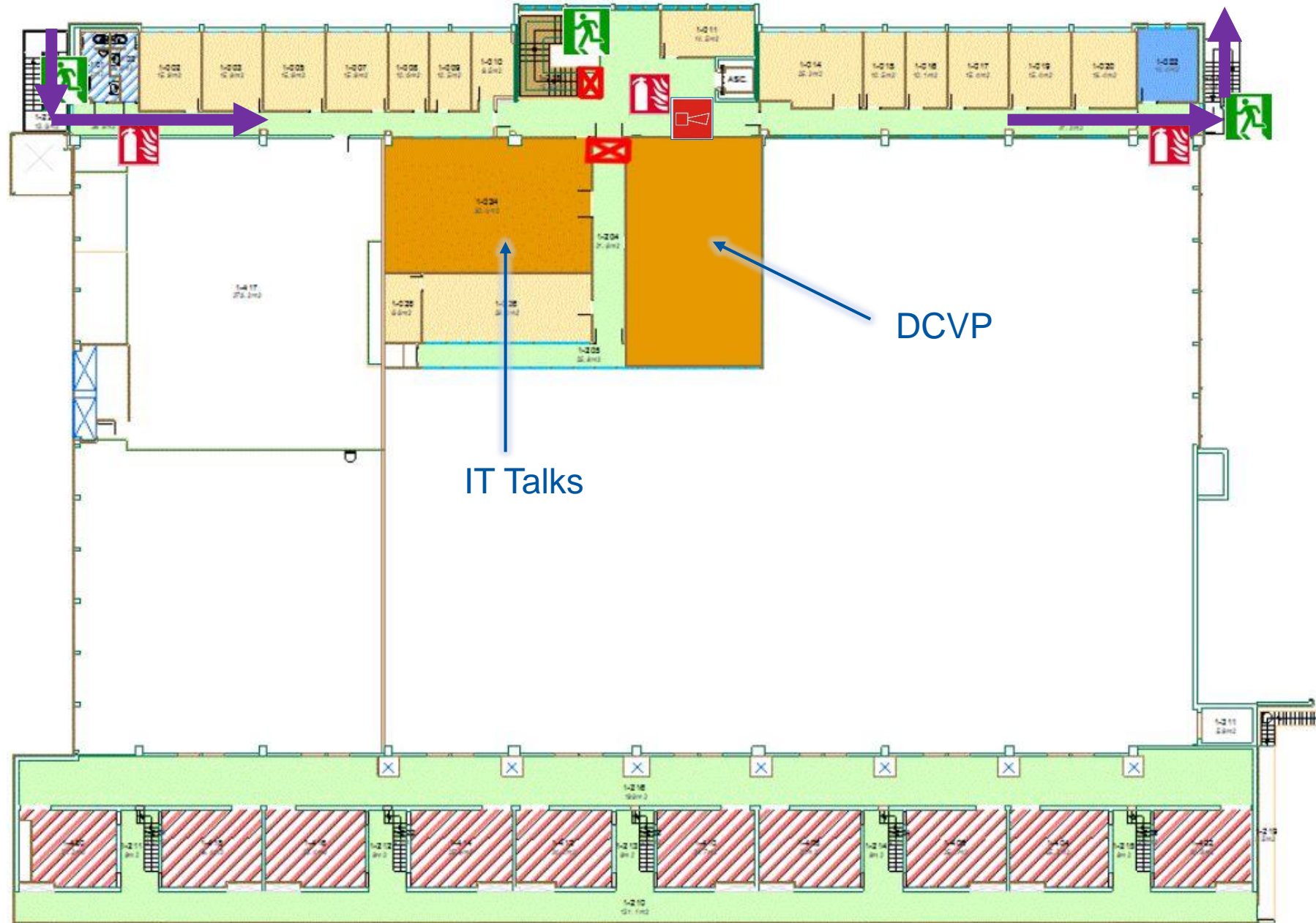
Data Centre Visits - Disabled



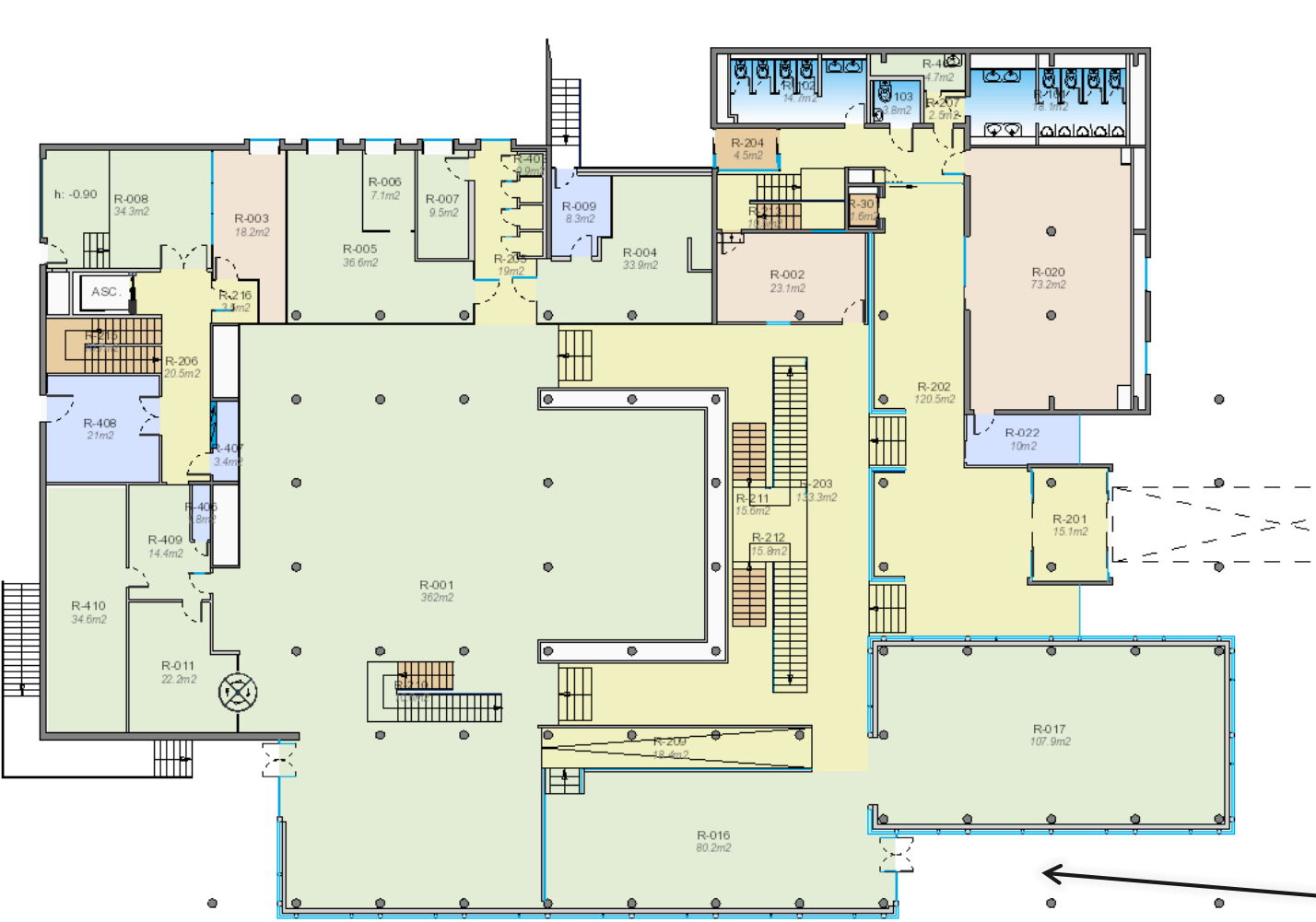
Data Centre Visits - Presentation Main Points

- Purpose:
 - To provide most relevant information to visitors before starting their tour of the Data Centre
- Where:
 - In a tent on the B513 car park.
- Content:
 - A few slides on two screens; one in English and one in French
 - This should be available shortly
 - Visitors informed about safety aspects and to not ask questions during the tour but to wait until the end
- Followed by a short Q+A session:
 - Data Centre guides available for answering the questions.

Data Centre Visit Point and IT Talks



Overview of R2 Activities



Robotics and Unplugged



Assembly Point

Colouring and Virtual Reality Goggles

Web Film

- In IT Auditorium
- 2 Guides per group
- Use main stairwell
- No access to corridors or toilets
- In case of emergency, choose the emergency route appropriately

Overview of R2 Activities - Programming “Poppy Ergo” robots

- 30 minutes session for 2 children + 1 parent per robot
- A fun, interactive way to discover computational thinking
 - Learn to decompose a big problem into small, simple steps
 - 8+ year-old age range: Program visually with blocks (SCRATCH-style environment)
- 10 minutes introductory slideshow that can play on a screen in the waiting area:
 - What is a robot?
 - Usage of robots at CERN
 - How Poppy Ergo is built on the same technologies used by CERN researchers (Python, GNU/Linux etc...)
- There will be a certificate for those completing the activity.
- There are dedicated training courses for the animators.

Overview of R2 Activities - Unplugged

- **How long:** 30min
- **What:** Introducing children to some basic programming concepts
- **How:**
 - Using just paper!
 - Arrow cards
 - Squared board
- **Requisites:**
 - Age: 6 to 8, older also possible but maybe too easy!
 - Groups of 3 or 4
 - Parents should stay and supervise
- There will be a certificate for those completing the activity.
- There are dedicated training courses for the animators.



Overview of R2 Activities - Colouring corner

- **How long:** No time limit
- **What:** Space where children can colour
- **How:**
 - Special corner with small tables and colours
 - Colouring book
 - Pixel project
- **Requisites:**
 - Age: from 3 to 6 years old
 - Parents should stay and supervise



Robotics and Unplugged animators to supervise in off periods.

There will be balloons available to give away. Help from the animators would be appreciated to help inflate them.

Overview of R2 Activities - Virtual reality goggles

- 5 Virtual reality goggles at a time
 - Another 5 on-charge
- Data Centre virtual visit
- Volunteers to help setup the goggles

Robotics and Unplugged animators to supervise in off periods

GENERAL SAFETY

Numbers to call



CERN FIRE BRIGADE

7 44 44



SERVICE DESK

7 77 77

IT Site Manager
Wayne Salter

16 42 24

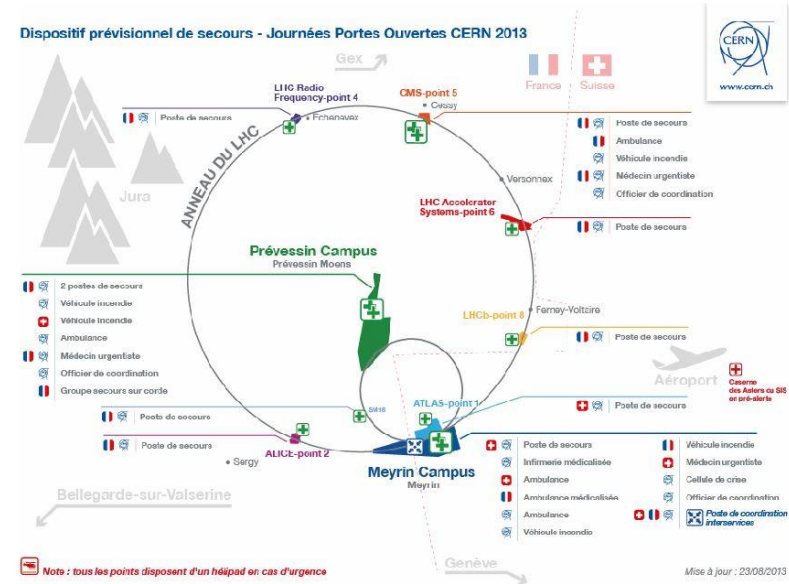
R2 Activities Co-ordinator
Jaroslava Schovancova

16 83 01

IT Safety Co-ordinators
Anthony Grossir
Alain Gentit

16 35 38

16 86 17



Fire extinguishers

CO2 for the Computer Centre

Water for the corridors, offices and the tents




Emergency exits



Fire alarm trigger

At each exit of the building



Assembly point



WHAT TO DO IF

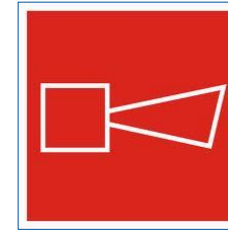
There is a fire

Use extinguisher if appropriate
Evacuate & Press evacuation alarm
Go to assembly point
Call 74444 & Site Manager



The fire alarm rings

Evacuate with your group (don't take lifts)
Go to the Assembly point
Report to fire brigade / site manager



There is an accident

Call 74444
Call site manager



Misbehaving persons

Stay calm
If applicable you can stop the visit
Call site manager

Anything putting people at risk should be
Immediately reported to the site manager

Electricity – low and high voltage

Electrical shock

Electrocution

Fire

Noise

No protection required in the Computer Centre for visitors
(but is provided on request and advisable for children)

Fall from a height

False floor

Stair balustrades

Narrow exits

Beware of this in the event of an evacuation

Slippery surface

Computer Centre floor tiles

Stairs

Emergency staircases



20 VISITORS = 2 GUIDES

KEEP AN EYE ON THE GROUP



Follow Up

- If you have any further questions then please feel free to contact me.





www.cern.ch