

## Bus Ticket Info for EXO Meeting in Aachen

---

There are several different options for purchasing tickets for the local bus (ASEAG) in Aachen. But firstly, as all of the airports (e.g. DUS, BRU, FRA, CGN, etc.) are roughly one hour from Aachen, many will likely travel from the airport to Aachen by train. It is recommended to purchase the train tickets from DeutscheBahn (DB) either online at <https://www.bahn.de>, or through the DB app. The advantage of this is that the DB ticket also acts as the ticket for the local ASEAG bus for the date of travel.

There are several types of tickets that one might consider purchasing depending on your traveling needs. For most attending the workshop, you would want Price class 1 (PreiseStufe 1, PS1). If you are staying outside the city of Aachen, there may be a different Price class associated with your ticket.

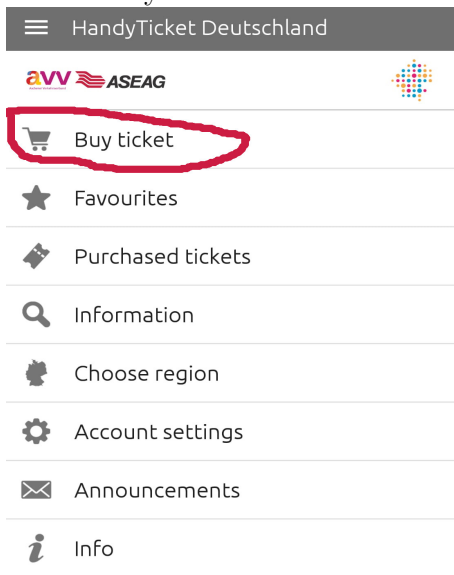
- Einzel-Ticket - This is a one-way ticket valid for 90 minutes including transfers and, as the name suggests is only valid for one ride. The ticket cost is 2.80 EUR.
- 4Fahrten-Ticket - This ticket is valid for four rides of 90 minutes duration including transfers and must be time-stamped for each ride. The four rides need not be used on the same day. The ticket cost is 10.40 EUR.
- Tages-Ticket - This ticket is valid for the entire day of travel within the city of Aachen. The ticket cost is 7.70 EUR.
- Welcome-Ticket - This ticket is valid for three days from (and including) the date of purchase and is valid for the entire city of Aachen. The ticket cost is 15.50 EUR

For many, the easiest and cheapest option will be to use the DB train tickets for the dates of arrival and departure to/from Aachen and then to purchase the Welcome-Ticket for the duration of the stay for the meeting. If you are staying in Aachen for less than the duration of the workshop, then one of the other options might be better.

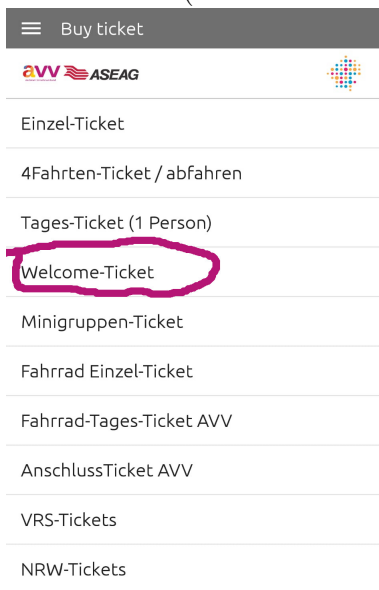
To purchase a ticket one could purchase the ticket through the DB website, the ASEAG website <https://www.aseag.de>, through the ASEAG app or the HandyTicket app. The easiest way to purchase the tickets is using the HandyTicket app which we will detail here.

1. Download the HandyTicket Deutschland app to you phone
2. Open the app and register the form of online payment you wish to use.

3. Select 'Buy ticket'



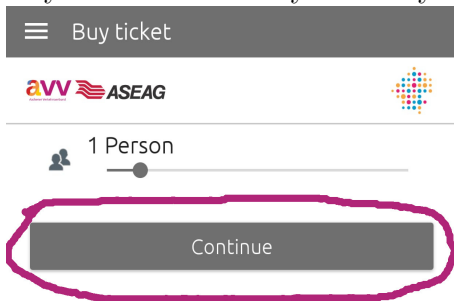
4. Select ticket (here we select 'Welcome-Ticket' but you could select one of the others)



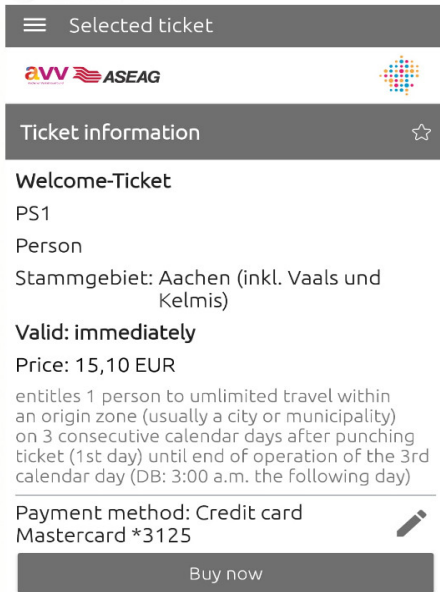
5. Select region 'Aachen (inkl. Vaals und Kelmis)'



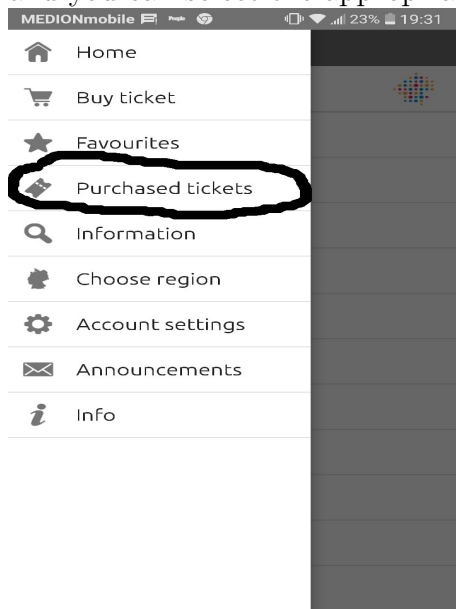
- Multiple people can be selected for some tickets, skip this step if this does not apply to you. For most they will only buy ticket for one person. Click 'Continue'.



- Verify ticket information and payment info by clicking 'Buy Now'



8. If you need to access the purchased ticket in the event that ASEAG agents request to see your ticket, click on 'Purchased tickets' and it will bring up a list of valid tickets and you can select the appropriate one to show to the agent.



9. You are now ready to travel within Aachen. Enjoy!