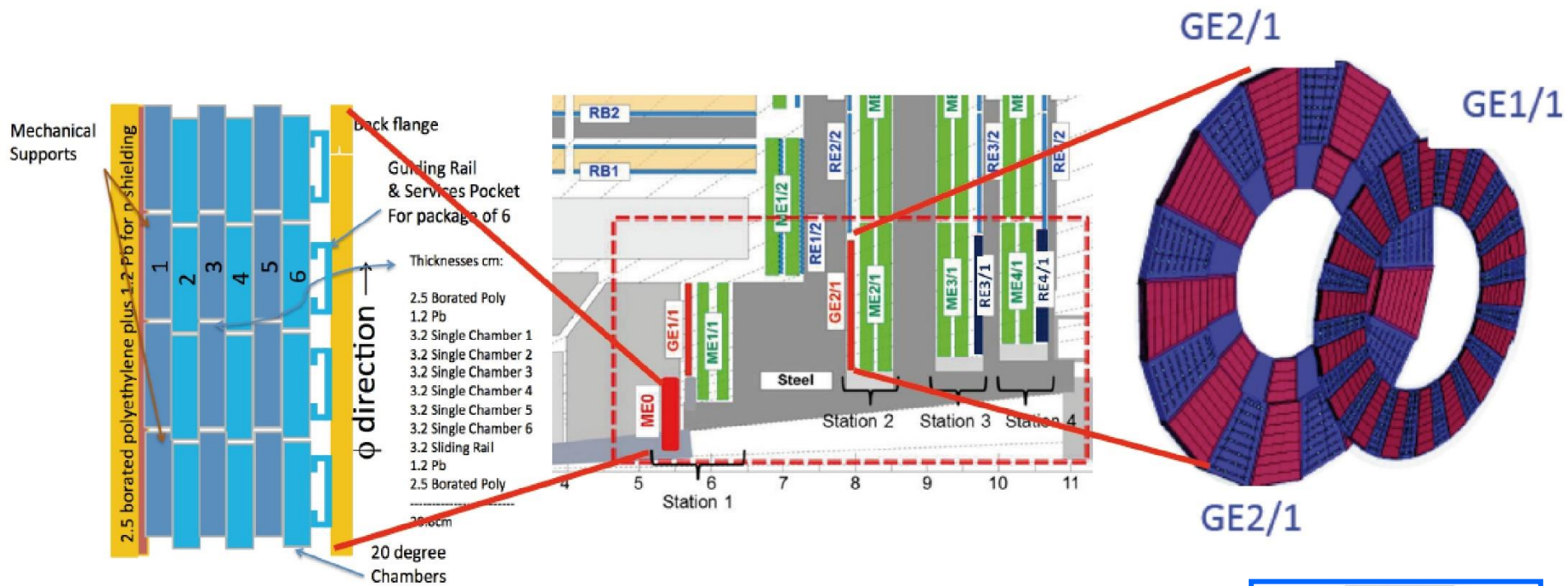
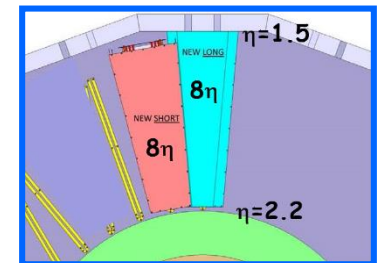


GEM DPG Overview



Slice Test \Rightarrow QC8 \Rightarrow P5

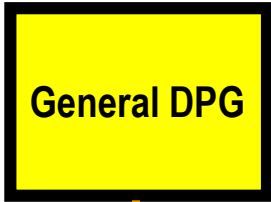


Teruki Kamon and Jason Lee for GEM DPG Team

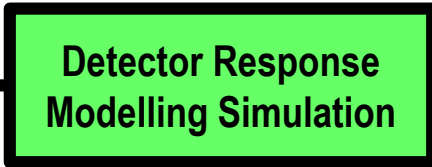
GEM Workshop, Sep 30 – Oct 4, 2019
<https://indico.cern.ch/event/847049/>

GEM DPG Organization (Sep 2019)

[Conveners]
T. Kamon &
Jason Lee



[Convener] Sven Dildick ... Studies of the L1 muon trigger using GEM-CSC integrated hits as well as GEM standalone hits along with development of objects and algorithms; GE2/1 and ME0 triggers. Link to the trigger integration.



[Conveners] Othmane Bouhali, Piet Verwilligen ... Detector Simulation (GEANT, GARFIELD); Phase-2 Simulation; Background Studies; Link to Phase-2 Upgrade GE2/1 & ME0)



[Convener] Ian Watson ... Reconstruction & Muon ID; Validation/DQM Code; Unpacker, HLT - Link to online/offline DQM

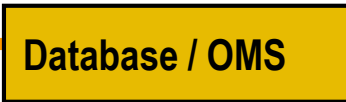


[Convener] **Shawn Zaleski (new)**... DQM and Certification, data & MC Validation, Alignment, Calibration and DataBase, detector performance studies, Link to PPD+AlCaDB, QC8 & P5 operation

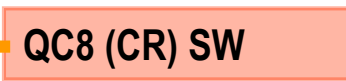


[Convener] **Hyunyong Kim (new)** ... Development and maintenance of muon alignment code

Link to O&OS



[Link] **Adeel Adeel-Ur-Rehman** (with Umesh Joshi) ... Production DB, QC1~8, DB; Configuration DB; Construction DB; Strip masking; OMS



[Link] Giovanni Mocellin, Ilaria Vai ... Unpacker, DB, DQM, and cosmic-ray data analysis

Six Talks at DPG Session on Wednesday

- ❑ Alignment ... Hyunyong Kim
- ❑ Trigger ... Sven Dildick
- ❑ Monitoring/PPD/Validation/RECO... Ian Watson
- ❑ DB and OMS ... Adeel Adeel-Ur-Rehman
- ❑ Standalone Simulation ... Shivali Malhotra
- ❑ Phase-2 Radiation Studies ... Piet Verwilligen

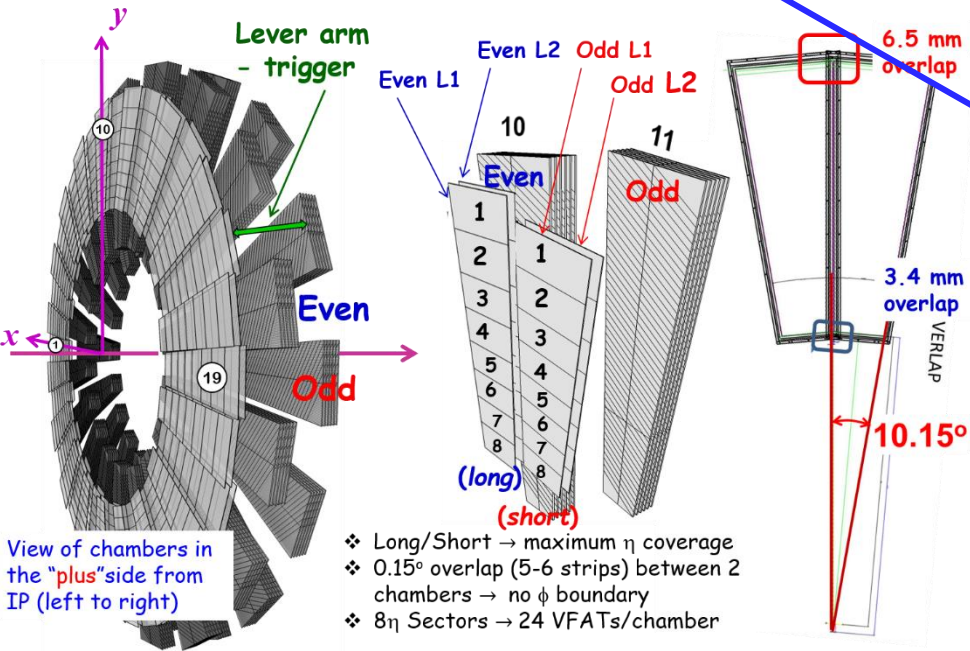
Operation Commissioning Schedule at IRR in June (TO BE UPDATED after the workshop)

Summer '19	Migrate current SW to full-scale framework, configuration from DB, testing on 904 integration setup. Valuable feedback from initial commissioning of July superchambers
Fall '19	Stress tests with miniDAQ, migrate 904 QC setup to new framework. GE1/1-ME1/1 trigger test in progress at 904.
Winter '19/'20	miniDAQ commissioning P5 (depending on schedule of DAQ infrastructure), development in 904. The earliest MWGR (only DQQ and SCs w/o HV) would be the last one in November 2019. No cosmic data before middle December 2019.
Spring '20	Add monitoring and alarming, feedback from MWGR operations + miniDAQ commissioning.
Summer '20	Function manager improvements. Regular inclusion in MWGR operations after June 2020. Exercise GE1/1 alignment using CR muons using local alignment (GE1/1 and CSC) with stand-alone muon (from June 2020)
Fall '20	Full system operation
Winter '20/21	Final preparation for Run 3. Alignment with collisions (from 2021)

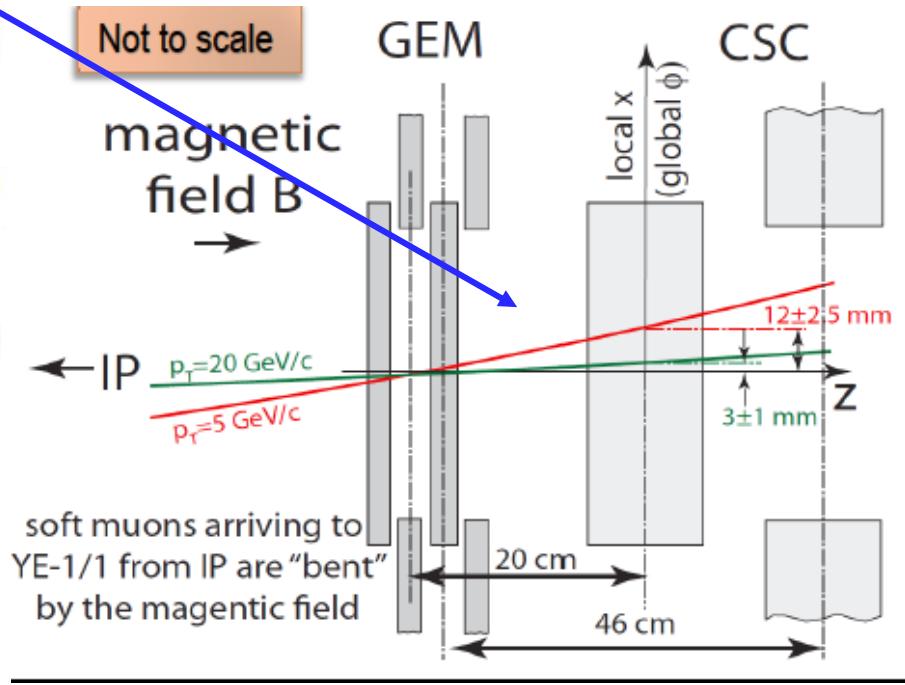
GEM Track-based Muon Alignment

- ❑ See Hyunyong's talk
- ❑ Developing an alignment algorithm for GEM using the same approach in CSC, starting with local x and ϕ_z .
- ❑ GEM position is also needed to be aligned with respect to CSC position for GEM-CSC local trigger.

Tao Huang, "GE1/1-ME1/1 Trigger Commissioning", Level-1 Trigger Operations + DPG: LS2 Kick-Off Workshop, 13-15 Feb 2018



- ❖ Long/Short \rightarrow maximum η coverage
- ❖ 0.15° overlap (5-6 strips) between 2 chambers \rightarrow no ϕ boundary
- ❖ 8 η Sectors \rightarrow 24 VFATs/chamber

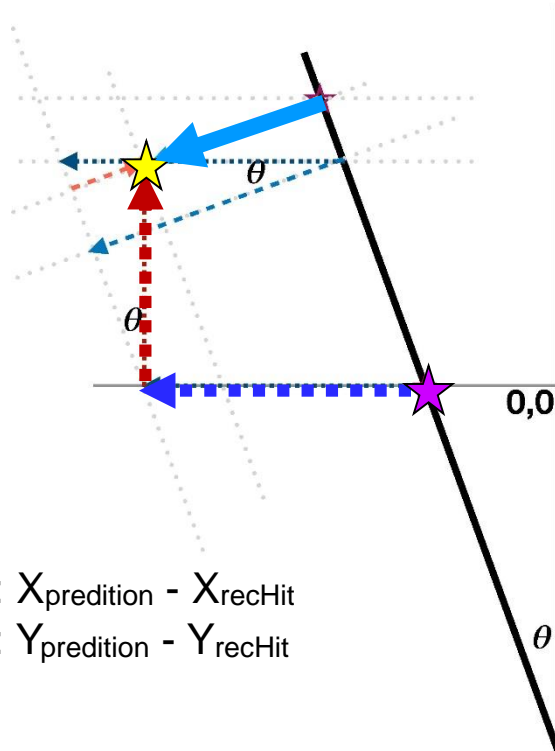


Angular resolution of $300 \mu\text{rad}$ or better on $\Delta\phi = \phi_{GE1/1} - \phi_{ME1/1}$

GEM Alignment Residual at Glance

Residual $\Delta R\phi = \Delta x \cdot \cos \theta + \Delta y \cdot \sin \theta \Rightarrow$ Two degree of freedom: δx and $\delta \phi_z$

$$\begin{pmatrix} \Delta(R\phi) \\ \Delta y_o \\ \Delta \frac{d(R\phi)}{dz} \\ \Delta \frac{dy}{dz_o} \end{pmatrix} = \begin{pmatrix} 1 & \left[-\frac{x}{R} + 3\left(\frac{x}{R}\right)^3\right] & -\frac{dx}{dz} & -y & x\frac{dx}{dz} & -y \\ 0 & 1 & -\frac{dy}{dz} & -y & x\frac{dy}{dz} & x \\ 0 & -\frac{1}{2R}\frac{dx}{dz} & 0 & \left[\frac{x}{R} - \frac{dx}{dz}\frac{dy}{dz}\right] & 1 + \left(\frac{dx}{dz}\right)^2 & -\frac{dy}{dz} \\ 0 & 0 & 0 & -1 - \left(\frac{dy}{dz}\right)^2 & \frac{dx}{dz}\frac{dy}{dz} & \frac{dx}{dz} \end{pmatrix} \begin{pmatrix} \delta x \\ \delta y \\ \delta z \\ \delta \phi_x \\ \delta \phi_y \\ \delta \phi_z \end{pmatrix}$$



$$\Delta R\phi = \cos\theta * \Delta x + \sin\theta * \Delta y$$

★ Propagation

★ Reconstruction

θ Strip angle of recHit - $\pi/2$

← $\sim \Delta R\phi$

← Δx

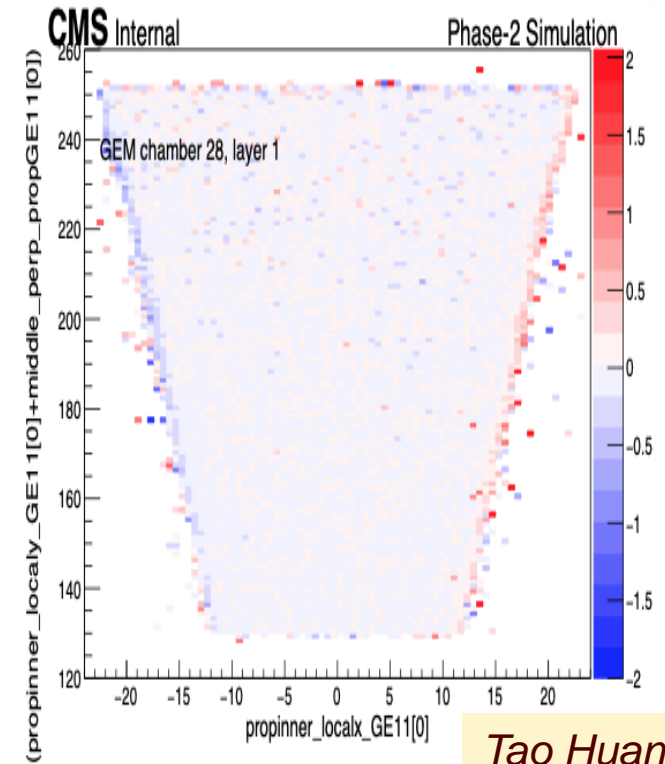
← $\cos\theta * \Delta x$

→ Δy

→ $\sin\theta * \Delta y$

$\Delta x: X_{\text{prediction}} - X_{\text{recHit}}$

$\Delta y: Y_{\text{prediction}} - Y_{\text{recHit}}$



Tao Huang

Map of $\Delta R\phi$ residual values in local coordinates, x and y , of GE1/1. The value of $\Delta R\phi$ for each muon is plotted in **red** if $\Delta R\phi > 0$ and **blue** if $\Delta R\phi < 0$. Observing asymmetric distributions at boundaries suggests a requirement of fiducial volume cuts.

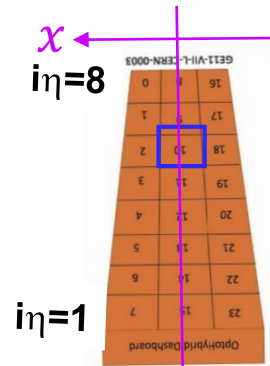
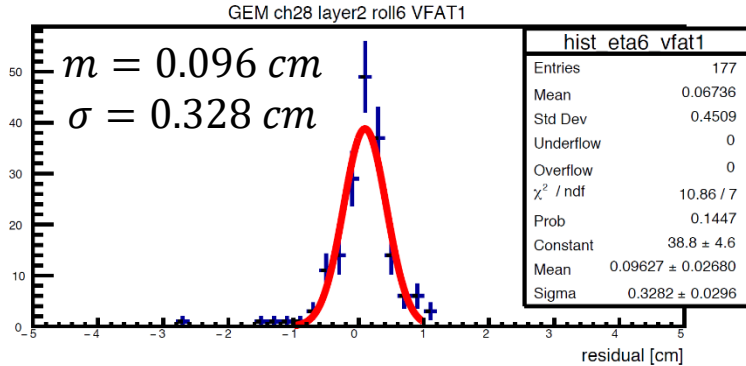
Exercise of GEM Alignment

Tao Huang

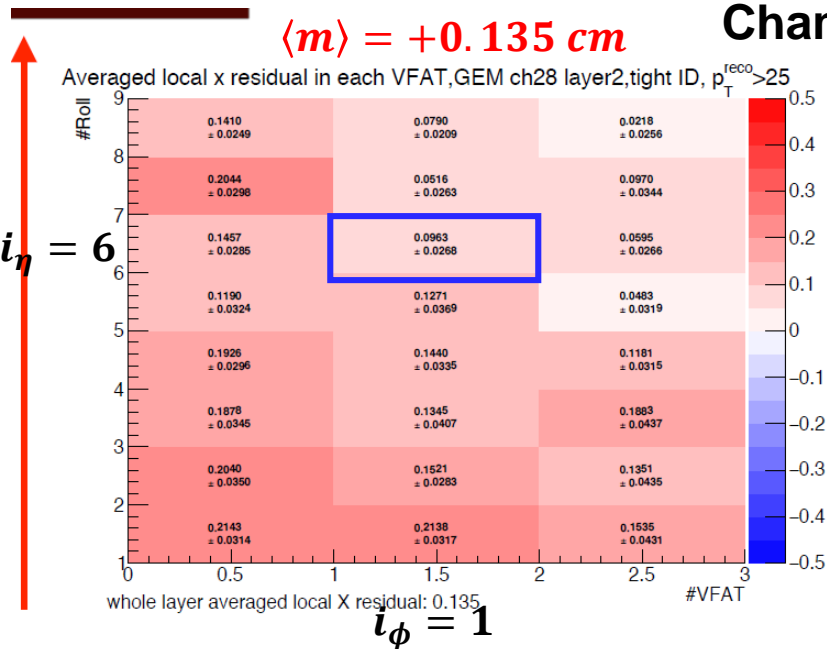
Residual $\Delta R\phi \equiv x_{\text{projection}} - x_{\text{measured}}$

Minimize the $\Delta(R\phi)$ residual to align local x and ϕ_z .

28L2 $i_\eta = 6, i_\phi = 1$




The observed distribution of residual is wider due to multiple scattering, as the p_T of muons at the slice test are dominated at 20-30 GeV. We checked geometry and cluster size and found no obvious reasons for a wider distribution.



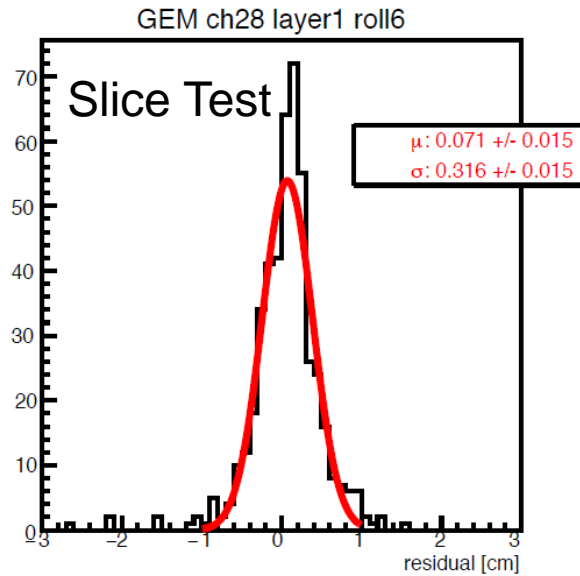
Chamber 28 Layer 2

local X shift



Exercise of GEM Alignment (cont'd)

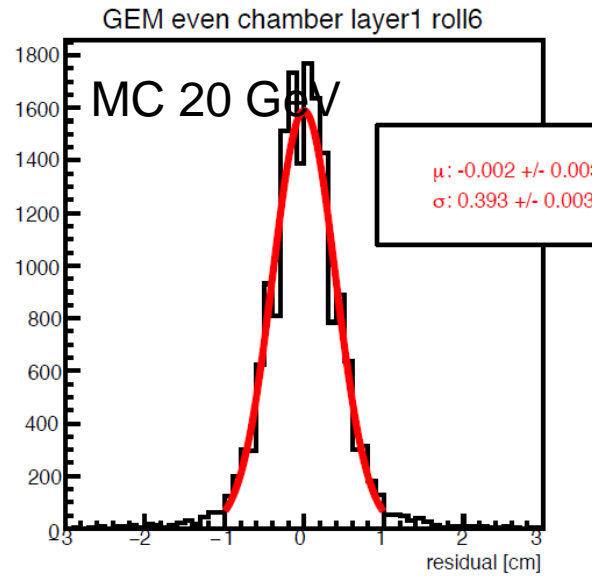
Tao Huang



28L1 $i_\eta = 6$

$m = 0.071 \text{ cm}$

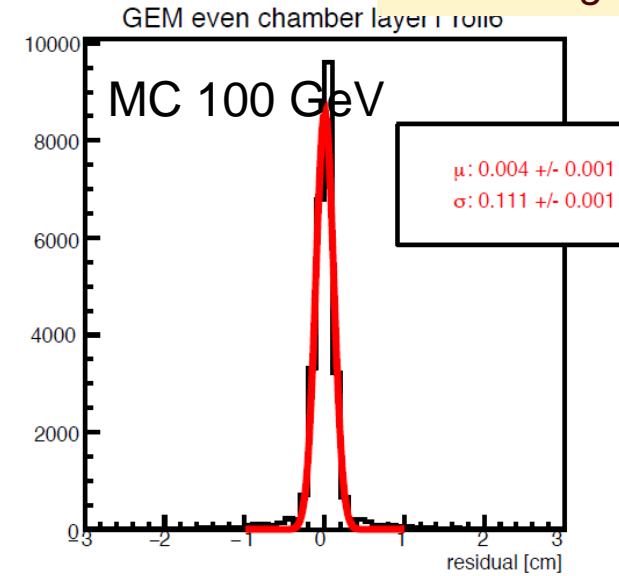
$\sigma = 0.316 \text{ cm}$



Even L1 $i_\eta = 6$

$m = -0.002 \text{ cm}$

$\sigma = 0.393 \text{ cm}$



Even L1 $i_\eta = 6$

$m = 0.004 \text{ cm}$

$\sigma = 0.111 \text{ cm}$

- The observed distribution of residual at the slice test seems to be consistent with simulation (20 GeV).

Brief Muon Alignment Workflow

- Strategy at the end on LS2 (cosmics, splash?) in preparation for the beginning of Run3
 - Employ the “reference-to-target” algorithm by the **end of 2019** and test with MC events (see the GEM installation schedule).
 - Although muons from pp collisions are better, we could use muons from cosmic ray (or splash) events when pp collisions are not available.

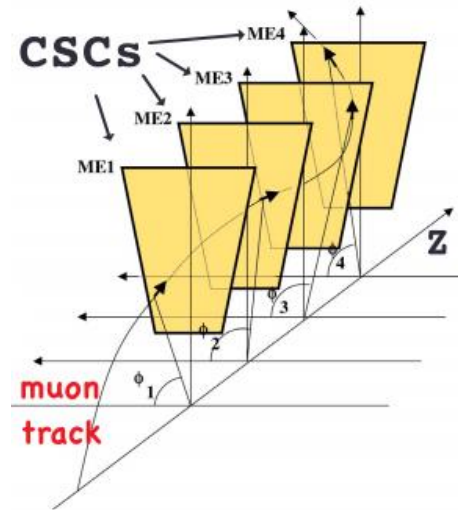
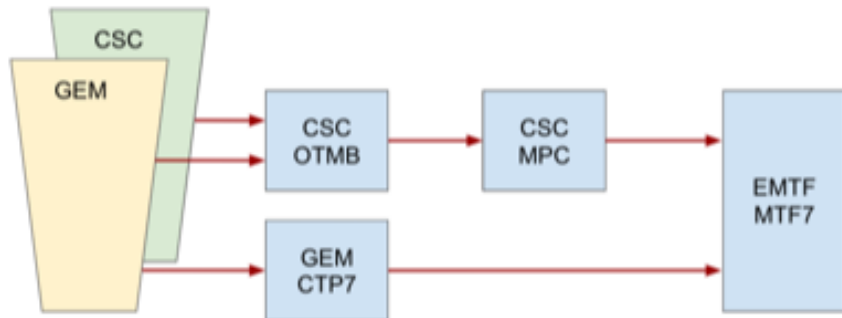
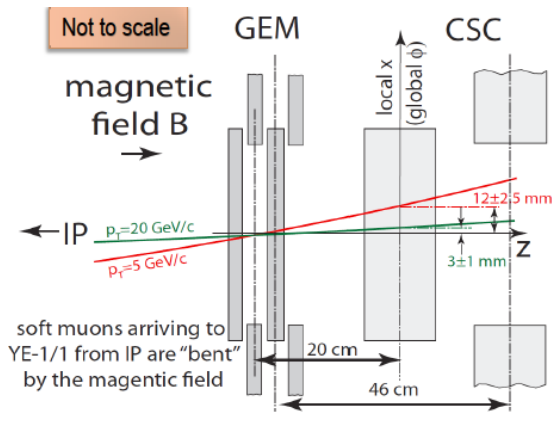
- Integration of GEMs in the alignment workflow
 - GEMAlignment Record is implemented by **Ian Watson** in CMSSW_11_X in May 2019.
 - The geometry producers consume “**records**” on request based on an “applyAlignment” parameter in the configuration.
 - Developing the “reference-to-target” algorithm for GEM with single muon gun samples with GEMAlignment Record (see Hyunyong for details).

- Improvements to the alignment workflow in general:
 - The workflow is established with CSC. We mimic it for GEM.

Trigger

Sven's talk is focus on plots for L1T TDR. Thus the page provides a snap shot of GEM+CSC integrated local trigger (ILT) plans (see Tao's talk on Sep 17).

Tao Huang, "GE1/1-ME1/1 Trigger Commissioning",
Level-1 Trigger Operations + DPG: LS2 Kick-Off
Workshop, 13-15 Feb 2018

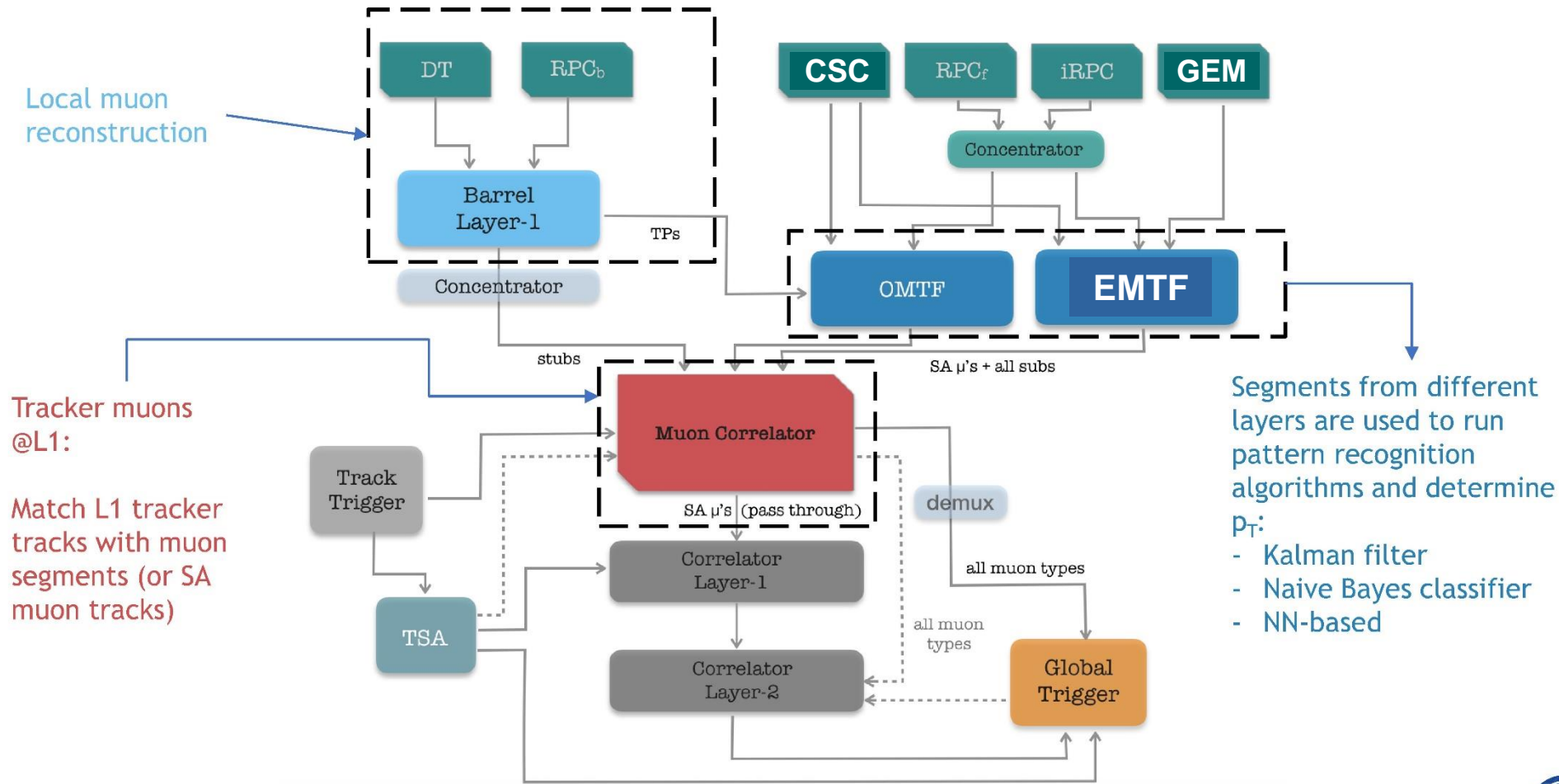


GEM+CSC integrated local trigger (ILT) plans:

- Phase1: GEM+CSC communication and GEM+CSC data readout through OTMB in DAQ path, by 2019 Summer
- Phase2: full GEM+CSC ILT with GEM+CSC matching, first version by 2020 Spring
- Various test stands will be set up to validate and test GEM+CSC OTMB firmware

CSC+GEM in Phase-2 L1 Muon

From J. Konisberg



Local and Global Trigger

[Q] Is GE1/1 integrated into the local and global trigger (releases)? Are the plans for tests of GE1/1+ME1/1 trigger on-going in 904? Do we have a well-defined plan for the commissioning of the trigger in P5?

- The software had been prepared to work long time ago. The hardware verification that data is received by CSC has been done as well. The firmware design for the OTMB is ongoing. Most of the validation and testing/commissioning work is planned for early 2020.
- Tao and a student have worked in August-September at 904. Plan to have full SC in 904 for a continued testing
- There are some open questions related to how and where to do alignment corrections. There are a couple of options there, one of which may be difficult if the misalignments are large. Understanding this requires a good understanding of GE1/1 alignment, which is not yet understood but the work is ongoing.

[Q] GE1/1 Detectors at $R = 1274.00$ mm?

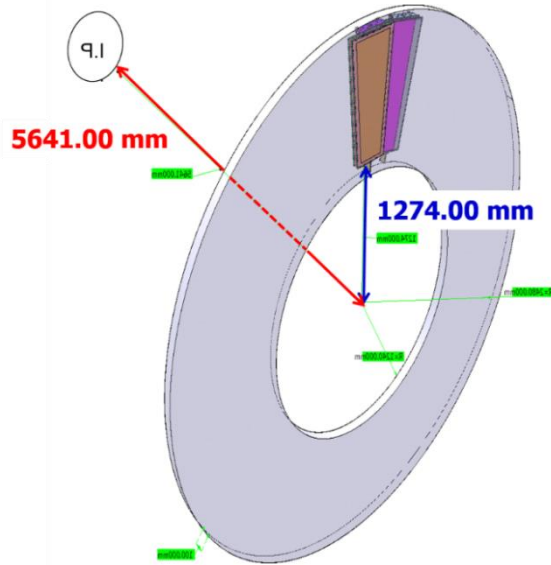
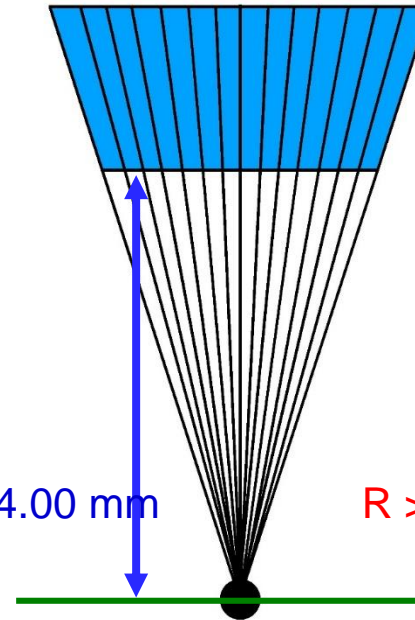
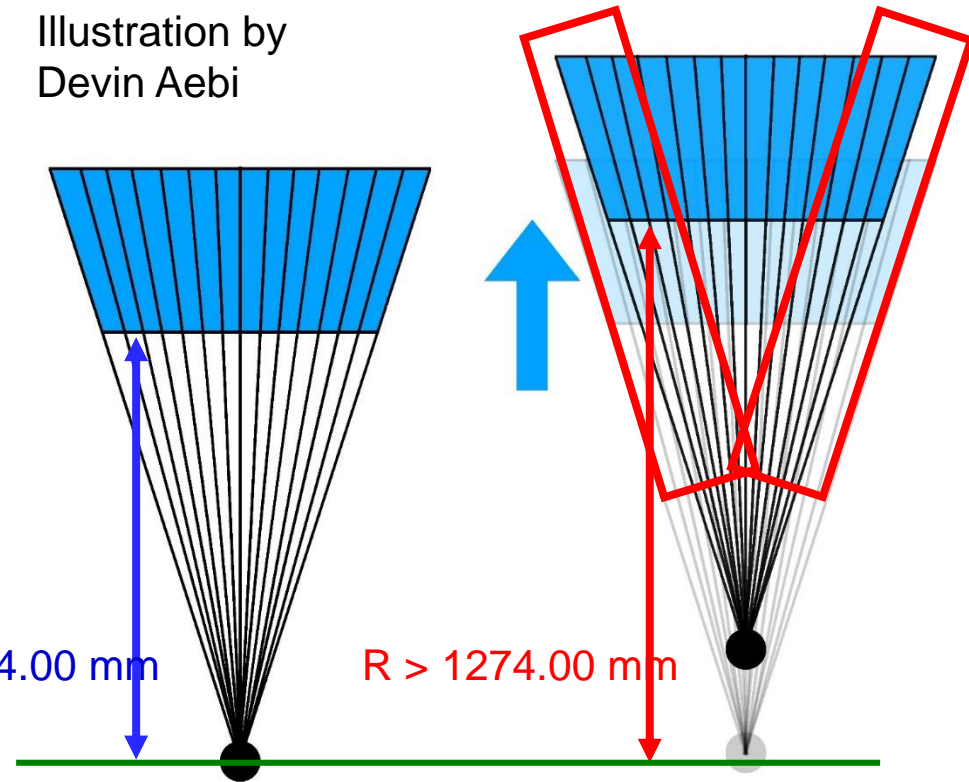


Illustration by
Devin Aebi

$R = 1274.00$ mm



$R > 1274.00$ mm



[Q] When GE1/1 is at nominal position, the strips should "exactly" point to the beam line. Correct?

The strip pitch appears to be smaller on the **left** and **right** edges.

Muon Trigger Primitives for L1 TDR

<https://twiki.cern.ch/twiki/bin/viewauth/CMS/L1TriggerPhase2TDR>

Editors for the different subdetectors:

- ▶ **CSC**: Jay Hauser
- ▶ **DT**: Carlo Battilana
- ▶ **GE / ME0**: Sven Dildick
- ▶ **(i)RPC**: Brieuc Francois

October 1st-31st : plot approvals with L1DPG and UPSG

End of October : present plots to WGM for approval - all plots approved and integrated into the TDR

[Q] Aging and Failure scenarios for GE1/1, GE2/1. and ME0. Probably okay to assume no aging effect. How about “failure” scenario?

Time to finalise plots up to ~ October 15th (need both GMM and L1T approval)

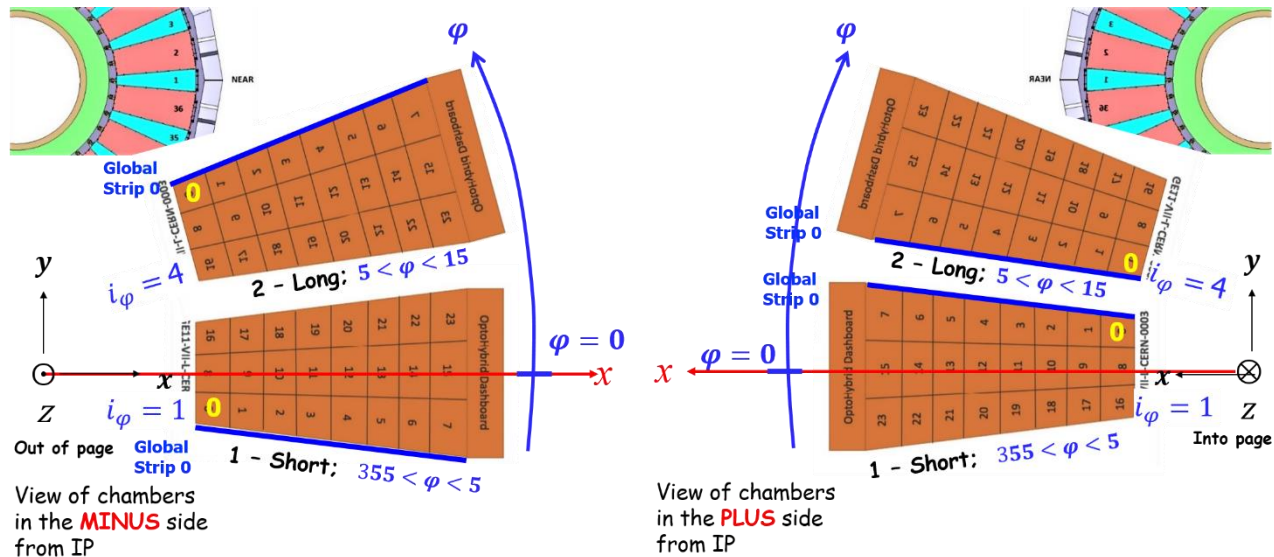
Unpacker/DQM/PPD

- **GEM Unpacker** has been developed and tested in a full chain processing: i.e., **RAW** → **Unpacker** → **Digi** → **Reco** → **DQM** at the slice test (v2 electronics) and QC8 (v3 electronics).
- **Online DQM GUI** has been deployed and ran during the slice test at P5. Currently in use for QC8
- **Offline DQM** .. Porting slice test analysis code (Efficiency and Background rates) into **CMSSW DQM** in progress.
- **Physics Performance dataset (PPD)** - Certification of GEM data
 - Prompt Feedback Analysis (Utilise GEM Online Software from QC8)
 - P5 configurations need to be updated. When configurations in GEM database, takes a day to update for PFA analysis
 - Certification, data & MC Release Validation, Calibration and DataBase, detector performance studies.
- Formed a dedicated team
 - Online DQM - 1 PhD student
 - Offline DQM - 1 PhD student
 - Validation - 1 PhD student
 - DQM with ML - 1 PhD student
 - PPD+Prompt Feedback Analysis team - 2~3 people

VFAT Readout Map Database

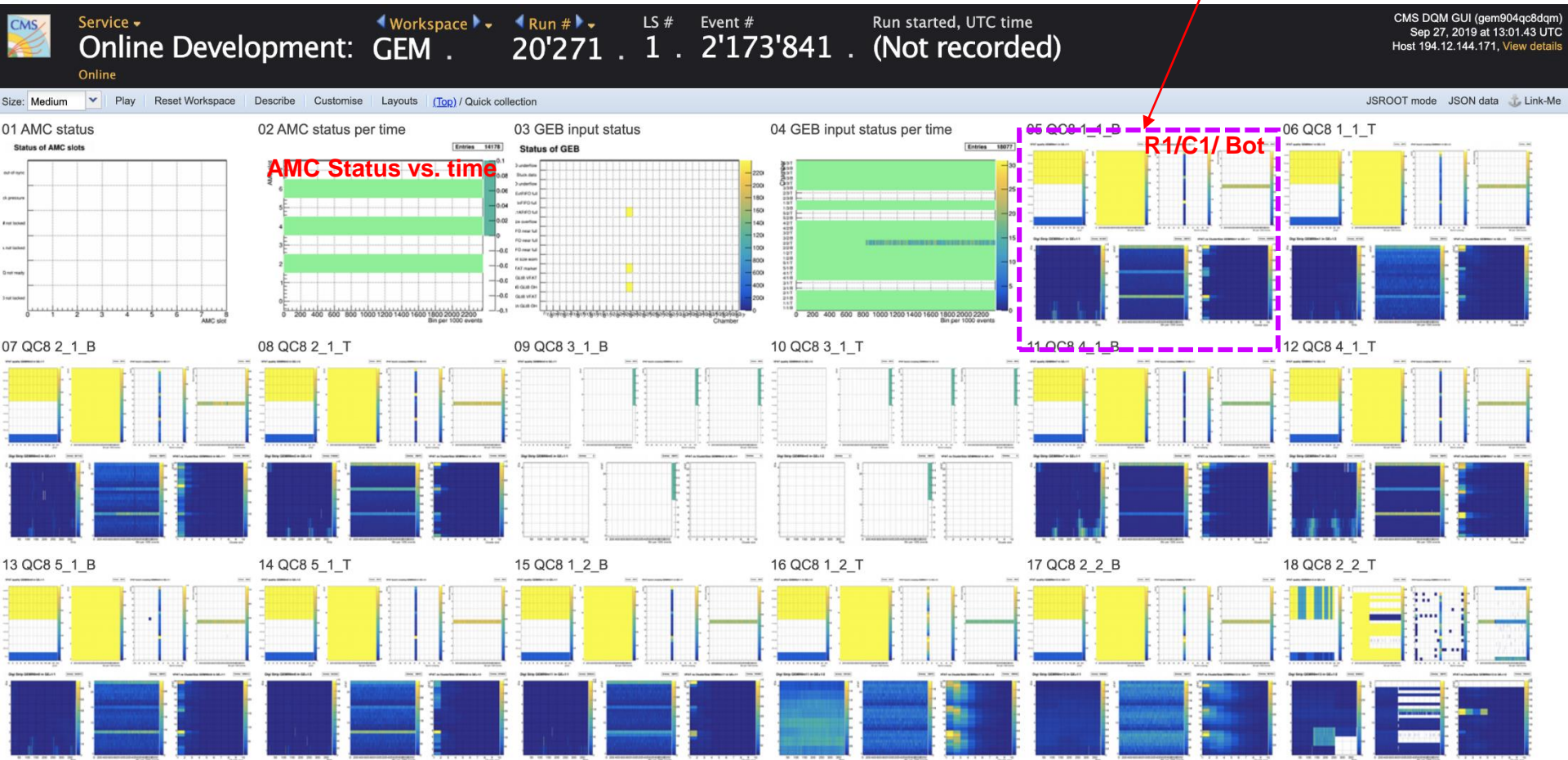
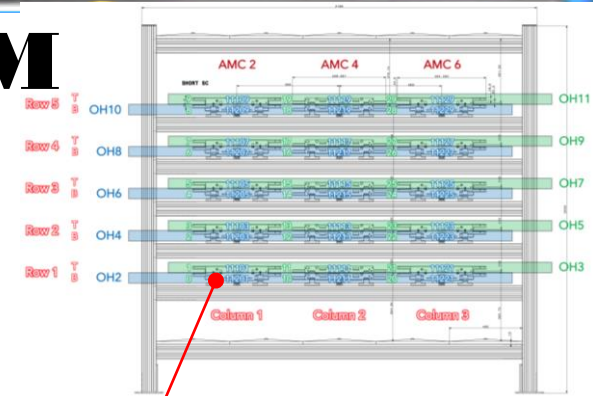
The slice test provided a valuable lesson:

- Validation of the readout format (electronics mapping) - confusion due to the GEM detectors are flipped at P5.
- Timing of AMC vs VFAT (**AMC BX \neq VFAT BX**), affecting the muon detection efficiency. Suspecting Firmware \rightarrow Monitoring at QC8. AMC and VFAT are synchronized.



Snap Shot of DQM

Running GEM online DQM GUI at QC8 (Byeonghak Ko).
Ready to deploy at P5.

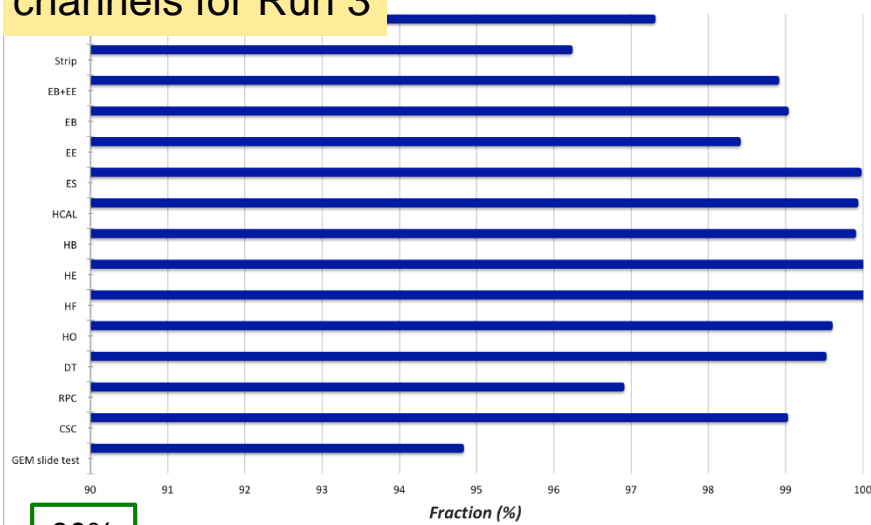


PPD: Active Channels in 2018

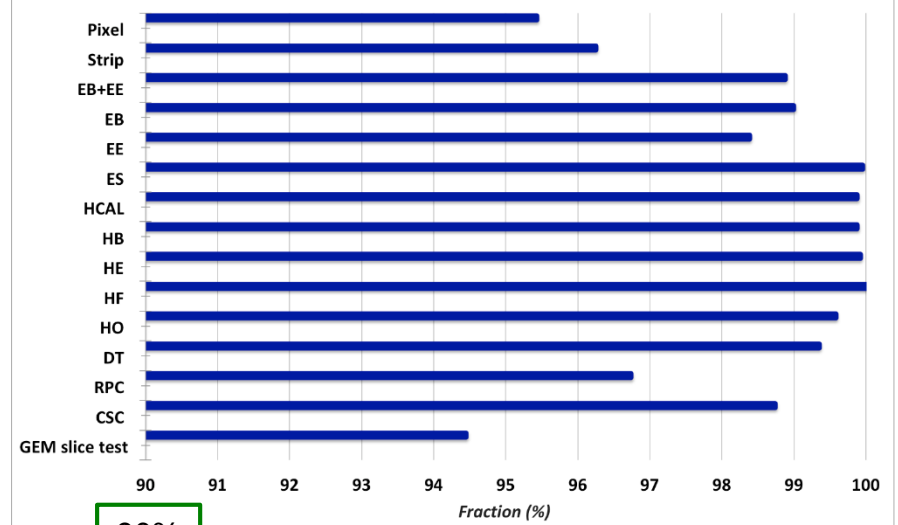
PPD task: A clear definition of active channels for Run 3

<https://twiki.cern.ch/twiki/bin/view/CMSPublic/ActiveChannelsSummary>
(Huang Huang, Elizabeth Starling)

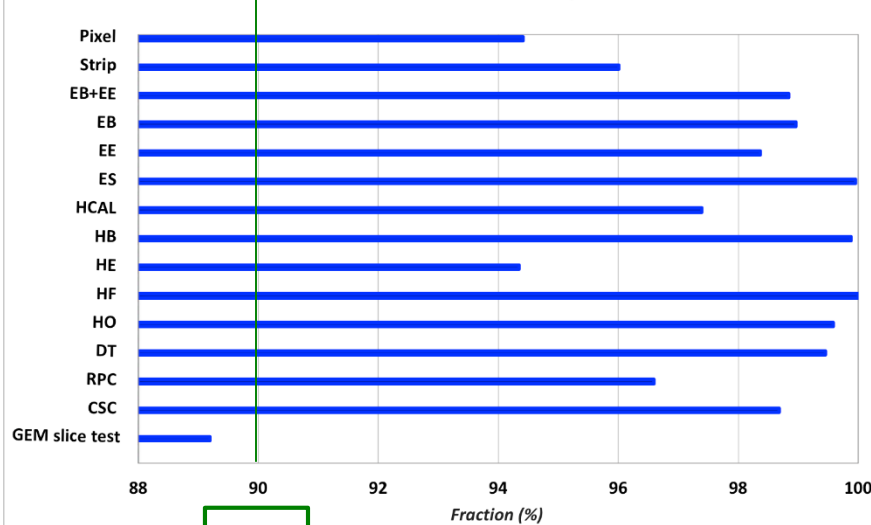
Detector Active Fraction as of April 2018 (start of data taking)



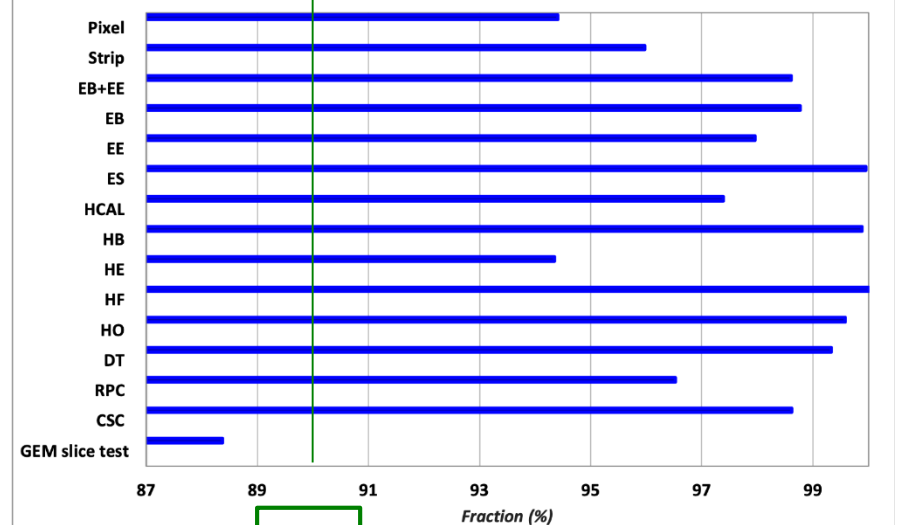
Detector Active Fraction as of May 2018



Detector Active Fraction as of Sep 2018



Detector Active Fraction as of Nov 2018



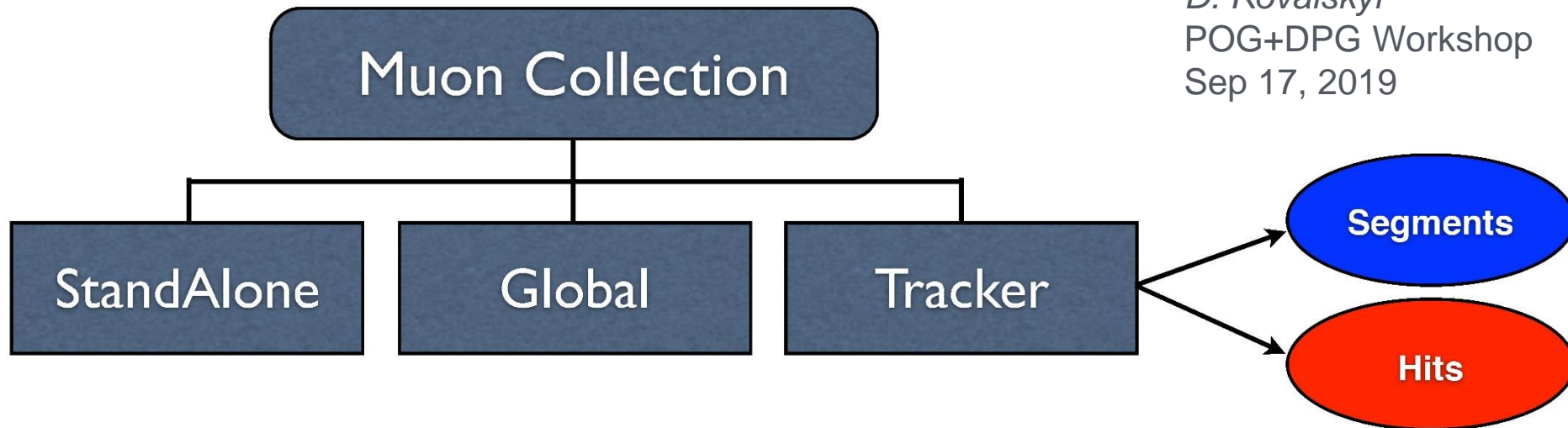
December 90%

GEM DPG

90%

Muons with GEM

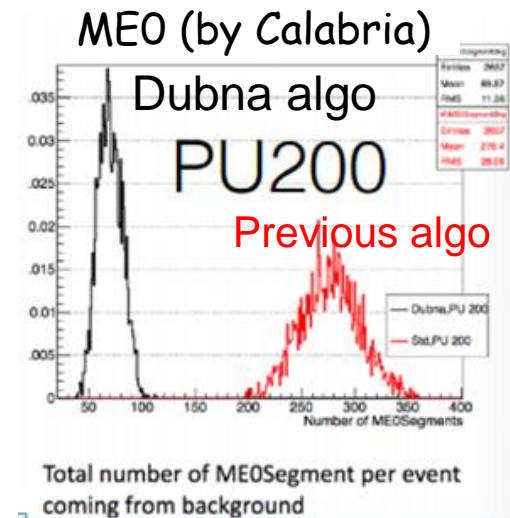
D. Kovalskyi
POG+DPG Workshop
Sep 17, 2019



- ▶ GEM and RPC hits can be matched to inner track similar to what is done for TrackerMuons
- ▶ Tracks qualify as RPC Muons if the extrapolated tracks matches at least two reconstructed hits in different stations (or RPC layers)
- ▶ Segments have much better Signal/Background ratio
- ▶ RPC/GEM muons are not recommended for analysis

Local and Global RECO

- Local and global reconstruction codes are integrated into the latest release. The workflows are controlled with eras (full GE1/1 geometry with unpacking + local reconstruction + global reco (GE1/1 in muons)). Same for MC.
 - GEM Rechit is built from fired strips, combining adjacent hits in a given η partition using a code based off RPC; segment building with CSC for GEMMuon
 - GEM segment for GE1/1 and GE2/1: mini segments are made from GEM rechits from the superchambers (2 layers)
 - For muon reconstruction, GEM rechits or segments can be used.
 - GEM (GE1/1 and GE2/1) + CSC segment builder has been implemented in the offline code: RecoLocalMuon/GEMCSCSegment
 - Starting from CSC segments, Searches for compatible rechits in GEM rolls.
 - creates new segments with combined CSC + GEM and refit
 - RU algorithm to use combined CSC & GEM hits.
- MEO: RU algorithm (Vladimir Palichik, Nikolay Voytishin) has been adapted for use in MEO -- RecoLocalMuon/GEMSegment/plugins/MEOSegAlgoRU
 - $2 < |\eta| < 2.4$: MEO - ME1/1 offline reconstruction based on combined segments applying the developments in CSC segment builder for MEO;
 - $2.4 < |\eta| < 2.8$: MEO segment builder for HLT & muon identification.



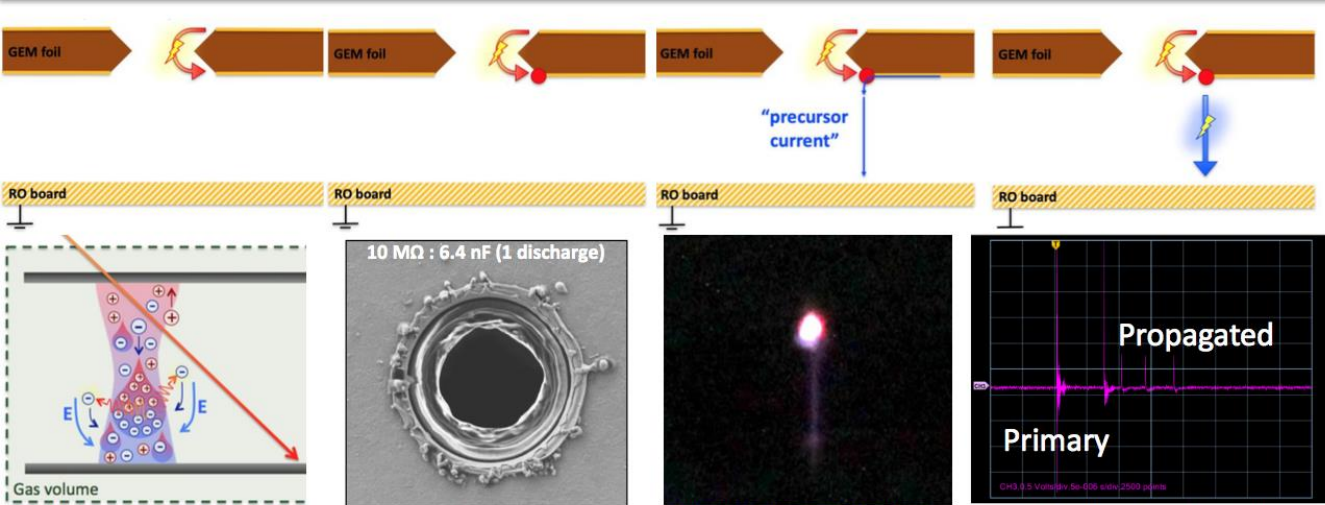
GEM+MEO Code Merger

- ❑ The bulk of MEO code is prepared with "copy+paste" of the GEM code and developed separately, causing GEM and MEO states to go out of sync.
- ❑ Merging MEO and GEM code together to ease maintenance

Simulation

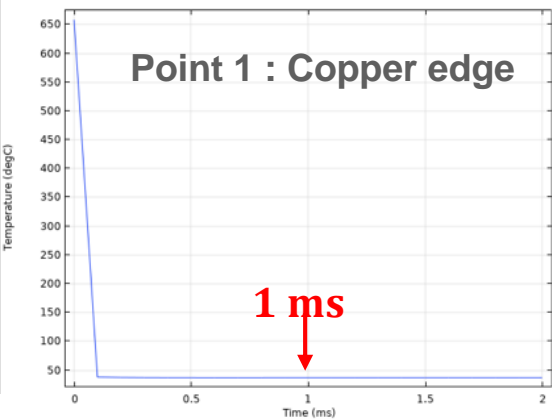
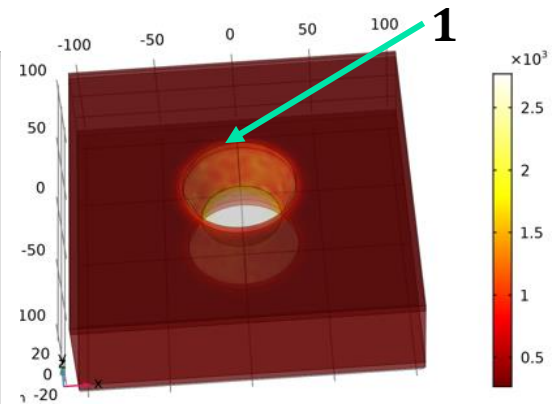
Two main subgroups: (A) standalone detector simulation (Interstrip capacitance; Heat transfer; GEANT4 sensitivity and BG studies; Hole asymmetry) and (B) phase-2 simulation. See highlights/details of activities from two talks by Shivali and Piet.

Example 1: Heat Transfer Simulation to understand the dissipation of heat from discharge - How long we should wait to turn on HV?



- Step 1:** Primary discharged caused by the increase of the space charge density in the avalanche
- Step 2:** Creation of a hot spot on the copper near the hole rim $>2500\text{ }^{\circ}\text{C}$
- Step 3:** Thermionic emission of electrons in the gas, enhanced by local electric field (Schottky effect)
- Step 4:** Development of the precursor current into a streamer causing a second discharge

From Jeremie A. Merlin, MPGD2019, May 2019



Simulation

Example 2: Background rate with HGCal whose design is continuously changing.

Woojin and Yechan have led the effort using CMSSW, seeing 30-40% increase in hit rate.

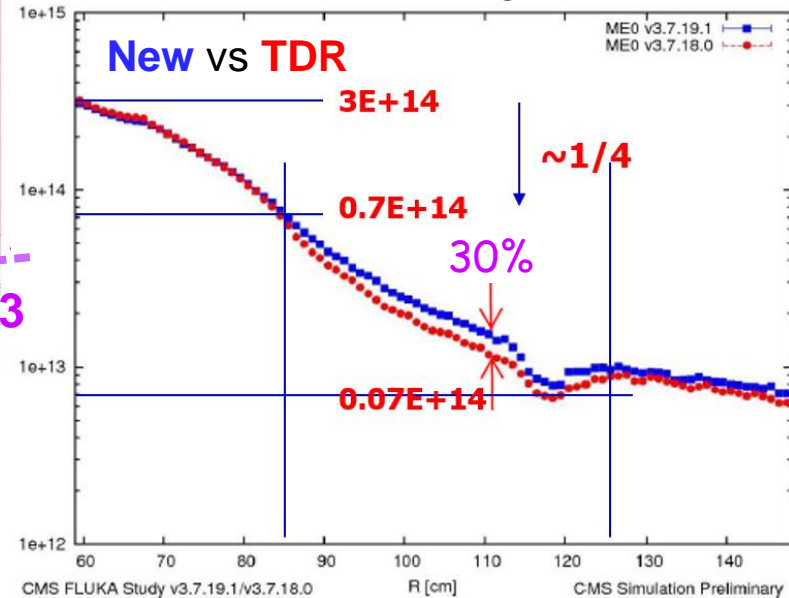
FLUKA study is recently available.

Igor Kurochkin



v3.7.18.0 (10.3 λ and inner cone at $\eta = 3$)

v3.7.19.1 (9.3 λ and stepped inner surface beyond $\eta = 3$)



ME0: 62 ~ 150 cm

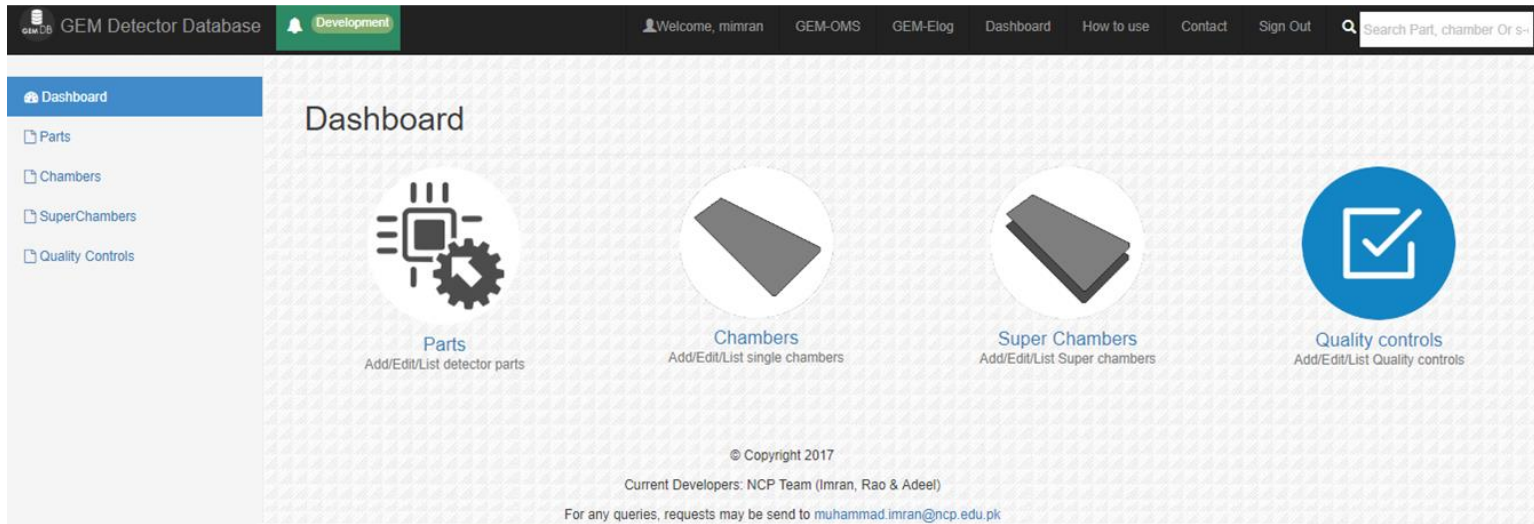
We formed a GEM team (led by Piet) to study the background rates with detector sensitivities and identify the impact of the reduced shielding of HGCal in the ME0.

DB and OMS

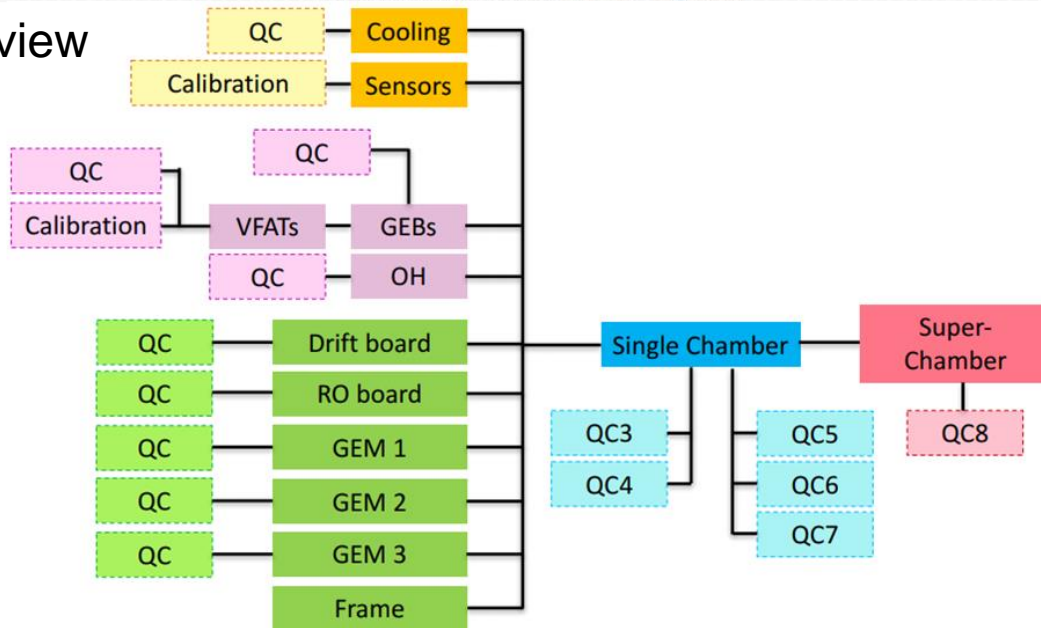
- ❑ **Peoplepower:** Pakistan NCP team, who is devoted on DB and OMS tasks since late 2017. 2FTEs among 3 software engineers. Throughout their work, a constant technical and invaluable advice has been provided by Umesh Joshi and Aivaras Silale.
- ❑ A substantial development on GEM DB was made, in particular on (A) the new version of the Quality-Control (QC) templates (and loading tools); (B) the tables and the architecture for the SuperChamber assembly and electronics components (C) OMS interface.
- **Develop templates, webpages for data uploading in GUI , and data visualization in OMS for various tests of QC3, QC4, QC5, QC6 and QC8.**
- **Add Edit feature of Chamber and Super Chamber Module.**
- **Add Registration feature of various new Components, GEB Narrow/Wide,OH, AMC, Cooling Plate, Temperature Sensor and Radmon Sensor.**
- **Develop web pages in GUI for parent/child attachment of various components.**
- **Develop tables/views, templates and OMS pages for Configuration DB.**
- **Develop tables/views, templates and OMS pages for VFAT3 parts DB.**
- **Develop web pages for QC Results in GUI and OMS.**
- **Develop tables/views, templates for QC Components and Electronics (for ULB Group).**
- **Bulk Data Uploading to OMDS using GUI without having account at CMSUSR.**
- **OMS migration from DET to CORE is in progress now. Monitoring for GEM has been developed based on OMS-DET for the past 2 years. Since new OMS (OMS core with new technology and new functionalities) is available, we are working on the migration. Only CSC has moved to core OMS and the others are in the phase of migration.**

GEM DB Web Interface

GEM Web Interface



Components Overview



DB Parts View

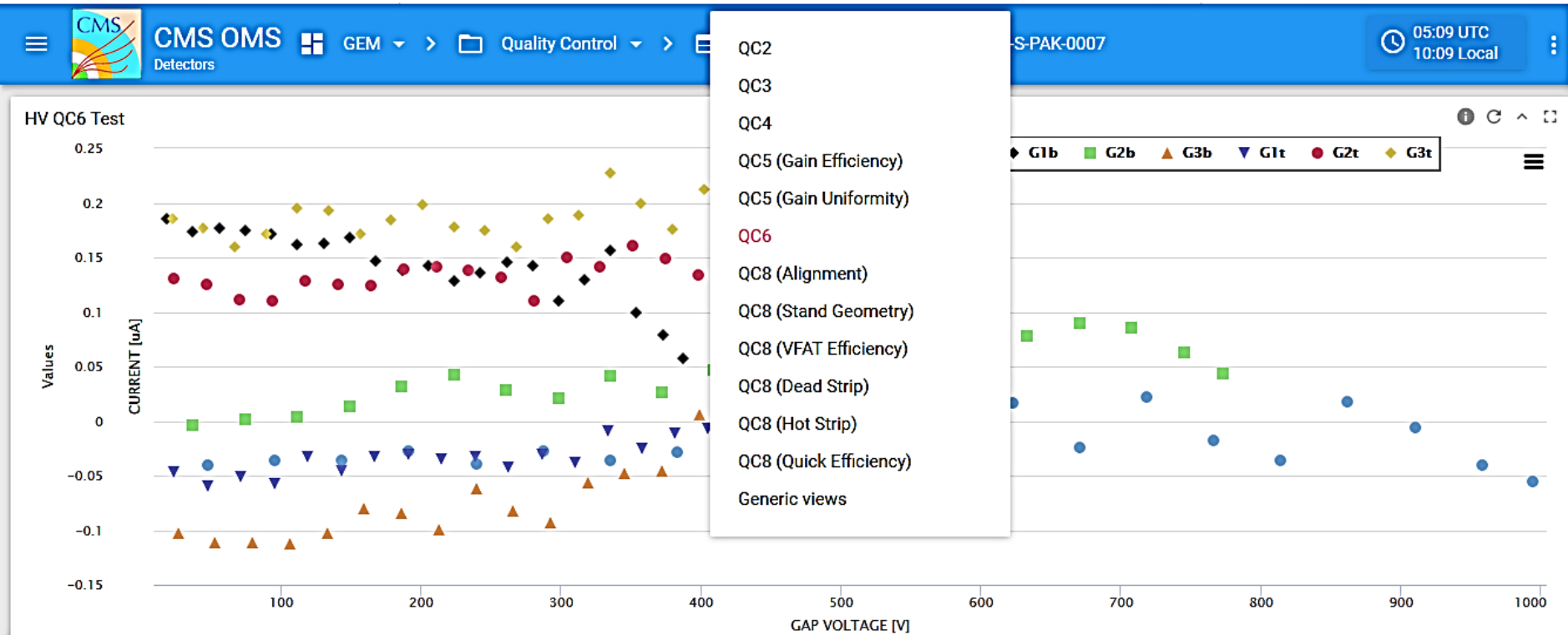
The screenshot shows a web application interface for managing database parts. The sidebar on the left contains the following navigation items:

- Dashboard
- Parts (selected)
- Chambers
- SuperChambers
- Quality Controls

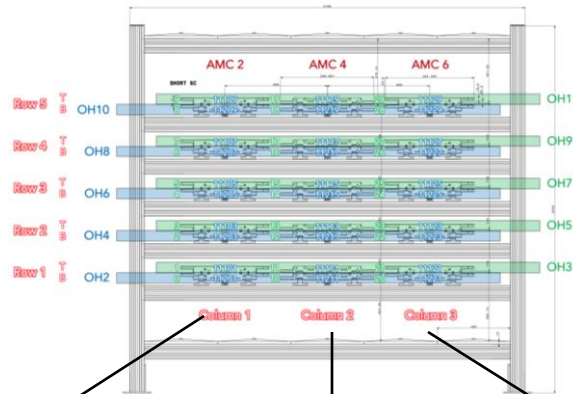
The main content area displays a grid of 14 parts, each with a unique icon, name, and two action buttons: '+ Add new' and 'List'.

Part Name	Icon Description	Action Buttons
Readout board	Green circle with white circuit board icon	+ Add new, List
GEM foil	Orange circle with white foil icon	+ Add new, List
Drift board	Black circle with white circuit board icon	+ Add new, List
GEM External Frame	Blue circle with white circuit board icon	+ Add new, List
GEM Electronic Board	Blue circle with white circuit board icon	+ Add new, List
OptoHybrid	Pink circle with white chip icon	+ Add new, List
VFAT	Blue square with white chip icon	+ Add new, List
GEM AMC Board	Blue circle with white circuit board icon	+ Add new, List
GEM Cooling Plate	Blue square with white chip icon	+ Add new, List
Temperature Sensor	Blue square with white chip icon	+ Add new, List
Radmon Sensor	Blue square with white chip icon	+ Add new, List
FPGA	Blue square with white chip icon	+ Add new, List
GBT	Blue square with white chip icon	+ Add new, List

QC6 (HV Test) at OMS



QC8 Configuration View in OMS



+ Geometry Stand Configuration Test



Column 1:

Column 2:

Column 3:

Super Chambers

Flip

Flow

Select Super Chamber ▼

Select Super Chamber ▼

Select Super Chamber ▼

Select Super Chamber ▼

Select Super Chamber ▼

Super Chambers

Flip

Flow

Select Super Chamber ▼

Select Super Chamber ▼

Select Super Chamber ▼

Select Super Chamber ▼

Select Super Chamber ▼

Super Chambers

Flip

Flow

Select Super Chamber ▼

Select Super Chamber ▼

Select Super Chamber ▼

Select Super Chamber ▼

Select Super Chamber ▼

Submit

Summary

- ❑ Working toward Run3 and beyond, collaborating with other coordination groups
- ❑ EPR points, especially for online DQM, offline DQM, PPD.
- ❑ Although the DB+OMS talk is covered in the DPG session, the EPR assignment is made by the Operation group. Since GE2/1 is shifting to the production phase, we need to maintain the current level of personpower.



Recent FLUKA study



TDR



New

$\eta = 3$

v3.7.18.0 (10.3 λ and inner cone at $\eta = 3$)

v3.7.19.1 (9.3 λ and stepped inner surface beyond $\eta = 3$)

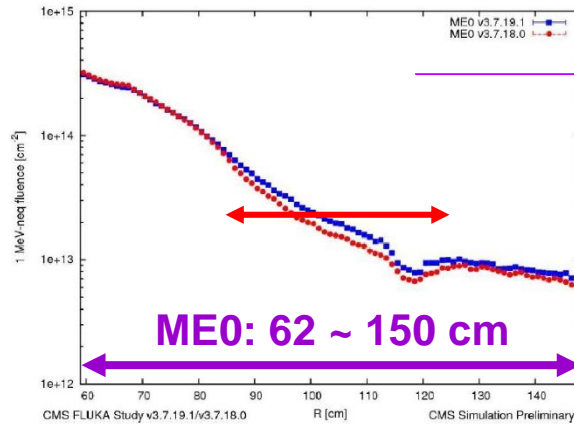
$R = 2.4 \cdot 10^{17}$ p-p int. (3000 fb⁻¹)

Ratio = New / TDR

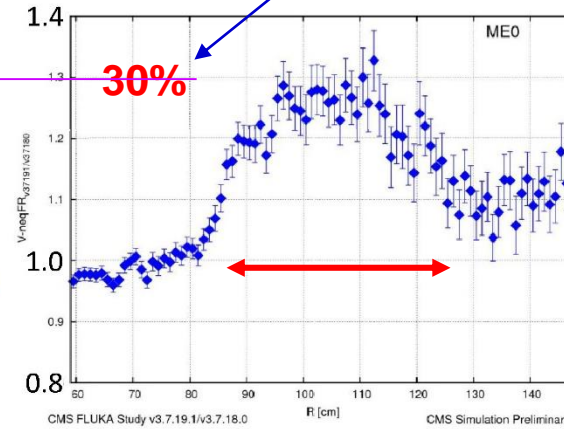
Igor Kurochkin

1 MeV-neq fluence


Fluence ratio = v3.7.19.1/v3.7.18.0



ME0: 62 ~ 150 cm



30%



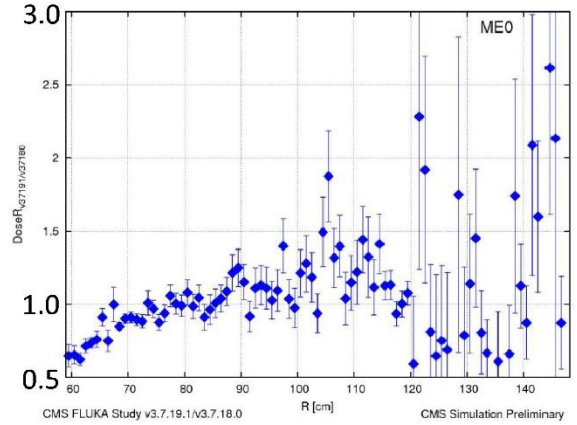
Preliminary results: ME0

$R = 2.4 \cdot 10^{17}$ p-p int. (3000 fb⁻¹)

Reduced fluence and dose in ME0 at small r. 40-50% increase at larger r, where dose & fluence are small (effect of reduced CE thickness).

Absorbed dose

Dose ratio = $v3.7.19.1/v3.7.18.0$

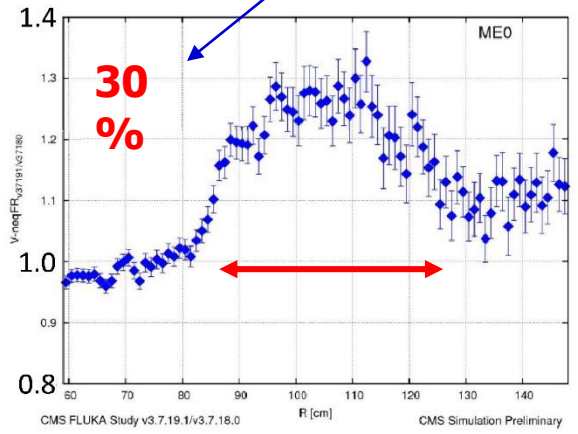
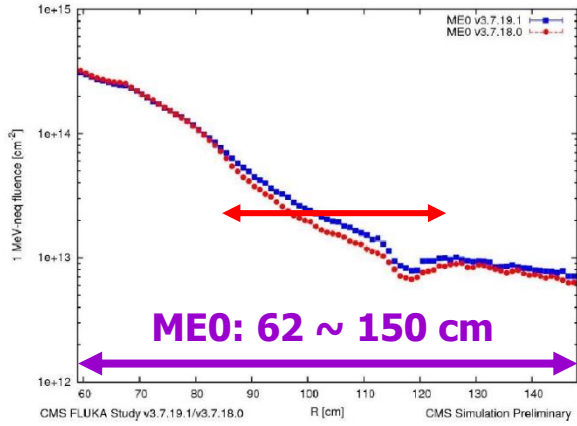


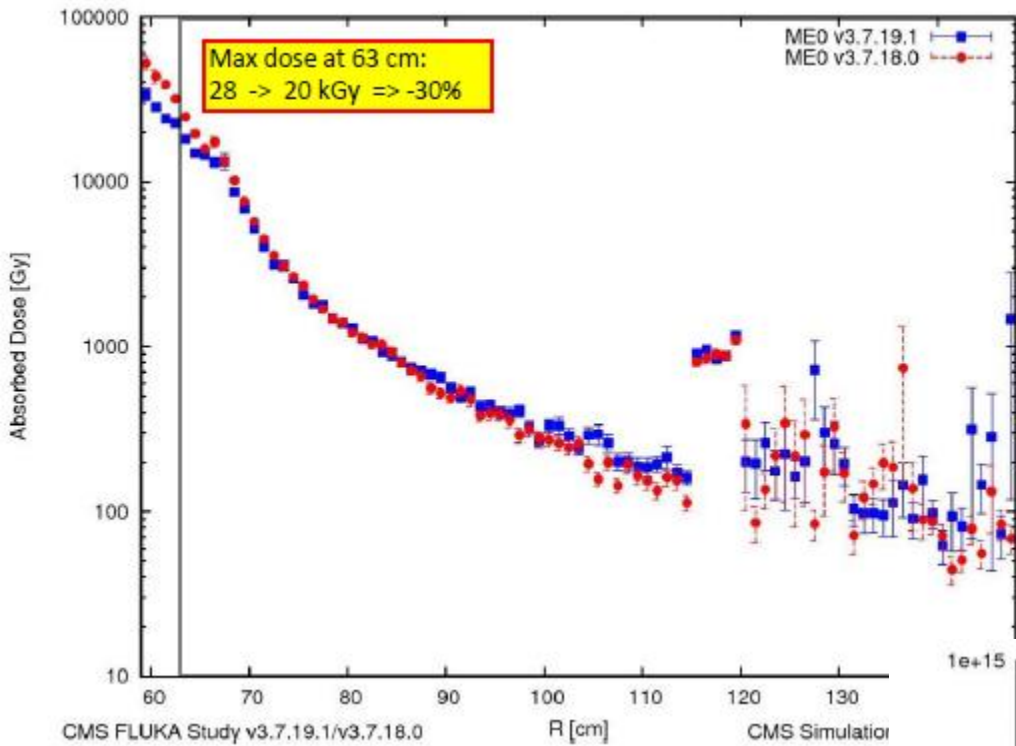
Preliminary results: ME0

$R = 2.4 \cdot 10^{17}$ p-p int. (3000 fb⁻¹)

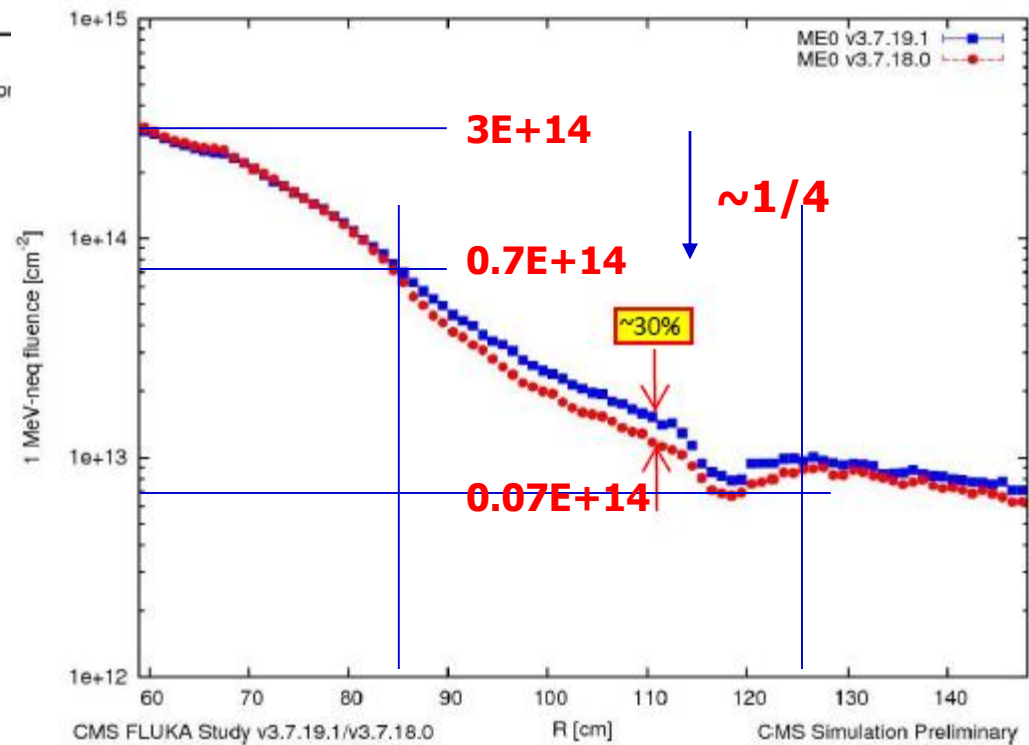
1 MeV-neq fluence

Fluence ratio = $v3.7.19.1/v3.7.18.0$





ME0: 62 ~ 150 cm



DB and OMS

Online Monitoring System Homepage

The screenshot shows the CMS OMS Detectors homepage. The top navigation bar includes the CMS logo, the text 'CMS OMS Detectors', and breadcrumb navigation: 'GEM > Index > Index'. The current time is displayed as '05:21 UTC' and '10:21 Local'. There are two main data tables:

Parts

TYPE	NAME	DESCRIPTION	PARENTTYPE	PARENTNAME
GEM Detector	ROOT		GEM Detector	ROOT
GEM Foil	FOIL-B19-S-0226		GEM Chamber	GE1/1-X-S-FIT-0005
GEM Foil	FOIL-B19-L-0243		GEM Chamber	GE1/1-X-L-GHENT-0017
GEM Foil	FOIL-B16-L-0198		GEM Chamber	GE1/1-X-L-CERN-0006
GEM Foil	FOIL-B20-L-0253		GEM Chamber	GE1/1-X-L-CERN-0020
GEM Foil	FOIL-B19-L-0239		GEM Chamber	GE1/1-X-L-CERN-0020
GEM Foil	FOIL-B20-L-0259		GEM Chamber	GE1/1-X-L-CERN-0020
GEM Foil	FOIL-B20-L-0250		GEM Chamber	GE1/1-X-L-CERN-0022
GEM Foil	FOIL-B18-L-0227		GEM Chamber	GE1/1-X-L-GHENT-0012
GEM Foil	FOIL-B1-L-Test-0004		GEM Chamber	GE1/1-VII-L-CERN-Test-0001

Rows per page: 10 | Page 1 of 227

Kind of Conditions

ID	NAME	CONDITION_TABLE	DATABASE_TABLE	DESCRIPTION
5000	VFAT3 Production Summary Data	c5000	VFAT3_PRODUCTION_SUMMARY	GEM VFAT3 Production Summary Data
5420	VFAT3 ARM DAC Lookup Table	c5420	VFAT3_ARM_DAC	VFAT3 ARM DAC Lookup Table
5440	VFAT3 Calib Pulse DAC Lookup Table	c5440	VFAT3_CAL_DAC	VFAT3 Calibration Pulse DAC Lookup Table
5460	VFAT3 Calib DAC Charge Lookup Table	c5460	VFAT3_CAL_DAC_FC	VFAT3 Calib DAC Charge Lookup Table

QC3 (Leak) at OMS

