



## Readiness of execution drawings for DFX construction

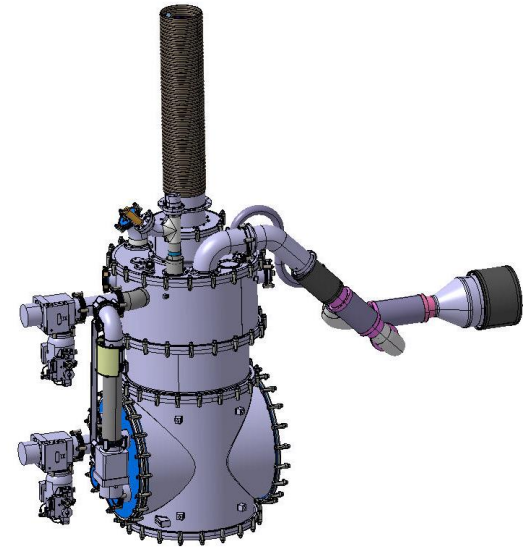
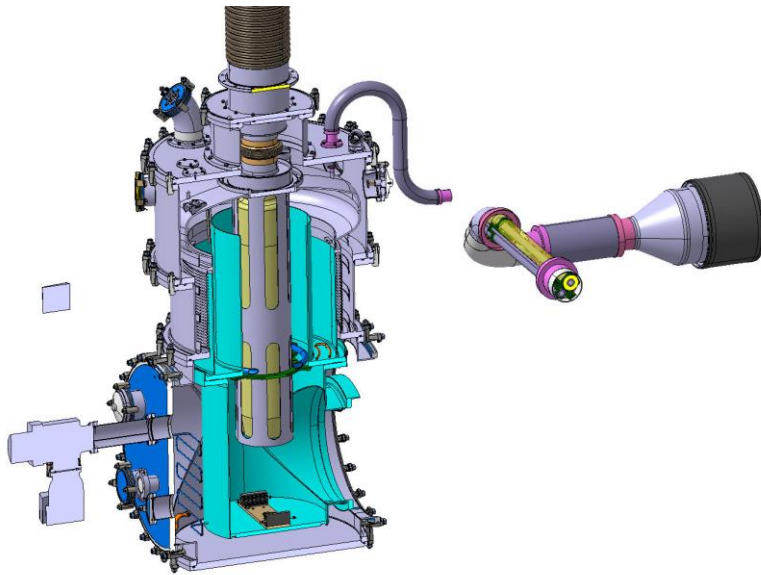


Y. Yang, W. Bailey, J. Dequaire, D. Ochoa, Y. Leclercq

01.10.2019

R. Betemps

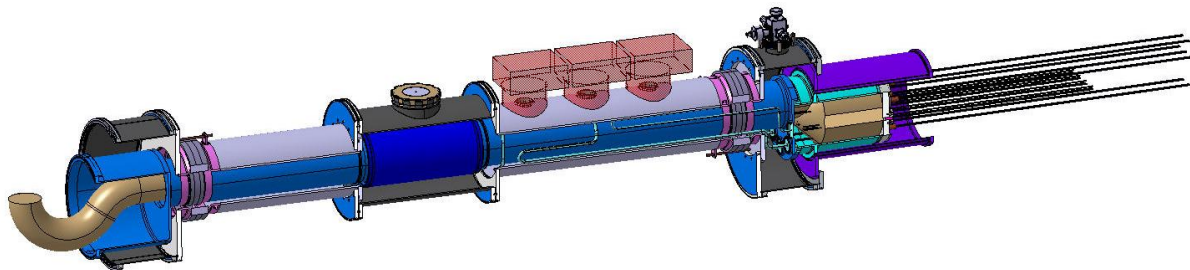
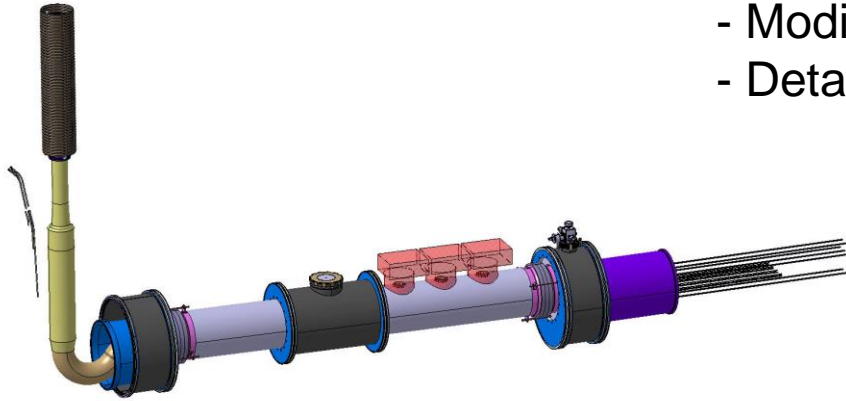
# The vertical Parts



- 3D model 95 % completed
- 80% of the detailed drawings done - to be signed
- Assembly drawings to be done
- Working on the detailed assembly sequence

# The horizontal Parts

- 3D model in work 70% / IFS top box
- Modification to be check and approved
- Detailed drawings start : 0 %



# Open Points

## General:

Alignment reference (hole 10H7)  
Design Frame

## Vertical:

- Design of the fix point to support vacuum effort (Southampton)

## Horizontal:

- Parameter IFS: flange design, connectors supplier
- Design dimension  $\varnothing$  modification to be approved ?
- Support (intern)

# IFS Design

