

# Software Design Patterns

Kilian Lieret<sup>1,2</sup>

Mentors:

Sebastien Ponce<sup>3</sup>, Enric Tejedor<sup>3</sup>

<sup>1</sup>Ludwig-Maximilian University

<sup>2</sup>Excellence Cluster Origins

<sup>3</sup>CERN

29 September 2020



Bundesministerium  
für Bildung  
und Forschung

## 1 More on OOP

- Class Diagrams
- The SOLID rules of OOP

## 2 Patterns

- Patterns
- Creational Patterns
- Structural Patterns
- Behavioral Patterns
- Concurrency Patterns
- Antipatterns

## 3 Discussion

Slides + exercises available at [github.com/klieret/icsc-paradigms-and-patterns](https://github.com/klieret/icsc-paradigms-and-patterns)

Thursday 17:00-17:30: **Exercise consultation time**

## Repetition: Object Oriented Programming

- **Inheritance**: Subclasses inherit all (public and protected) attributes and methods of the base class
- Methods and attributes can be **public** (anyone has access), **private** (only the class itself has access) or **protected** (only the class and its subclasses have access)
- **Abstract methods** of an **abstract class** are methods that have to be implemented by a subclass (**concrete class**)

**New: class methods**: Methods of the class, rather than its instances

---

```

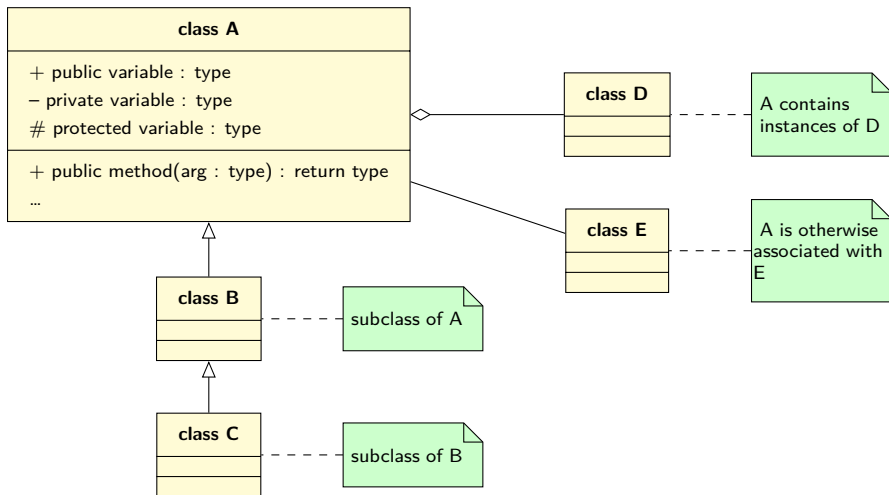
1 class Class:
2     def method(self):
3         # needs to be called from INSTANCE and can access instance attributes
4     @classmethod
5     def classmethod(cls):
6         # no access to instance attributes
7
8     # This won't work:
9     Class.method() # <-- needs an instance, e.g. Class(...).method()
10
11    # But this does:
12    Class.classmethod()

```

---

## Class diagrams I

UML (Unified Markup Language) class diagrams visualize classes and the relationships between them. We will use the following subset of notations:



## 1 More on OOP

- Class Diagrams
- The SOLID rules of OOP

## 2 Patterns

- Patterns
- Creational Patterns
- Structural Patterns
- Behavioral Patterns
- Concurrency Patterns
- Antipatterns

## 3 Discussion

# The SOLID rules of OOP: Single responsibility principle

## SOLID

Commonly (mis-)quoted as:

*A class should only have **one responsibility**.*

More accurate:

*A class should only have **one reason to change**.*

Better still:

***Gather** together the things that change for the same reasons.*

***Separate** those things that change for different reasons.*

So this actually proposes a **balance**!

- Avoid classes that do too much (“god class”)
- But also avoid having changes always affect many classes (“shotgun surgery”)

# The SOLID rules of OOP: Open Closed Principle

## SOLID

*You should be able to **extend** the behavior of a system without having to **modify** that system.*

- Writing a library, **modifying** functionality means that all users have to be informed (**not backwards compatible**) → Avoid!
- In your own code: Modifying one functionality (also by overriding methods of the super class, etc.) poses the danger of breaking other parts (though tests can help with that)
- Extending code by providing additional methods, attributes, etc. does not have this danger → preferred!
- Requires thinking ahead: What parts have to be flexible, what remains constant?
- Again a **balance** is required:
  - Be **too generic** (avoid modifications) and your code won't do anything
  - Be **too concrete** and you will need to modify (and potentially break things) often

# The SOLID rules of OOP: Liskov Substitution Principle

## SOLID

*If  $S$  is a **subtype** (subclass) of  $T$ , then objects of type  $T$  can be **replaced** with objects of type  $S$  without breaking anything*

e.g. I can replace all instances of `Animal` with instances of `Cat`

This can be expanded to a series of properties that should be fulfilled:

- **Signature** of methods of the subclass:
  - Required type of arguments should be supertype (*contravariance*)  
Violation: Supermethod accepts any `Animal`, submethod only `Cat`
  - Return type of method should be a subtype (*covariance*)  
Violation: Supermethod returns `Cat`, submethod returns `Animal`
- **Behavior**:
  - **Preconditions** (requirements to be fulfilled before calling method) cannot be strengthened in the subtype  
Violation: Only in subclass `prepare()` must be called before `method()`
  - **Postconditions** (conditions fulfilled after calling a method) cannot be weakened by the subtype
  - **Invariants** (properties that stay the same) of supertype must be preserved in the subtype
  - **History constraint**: Subtypes cannot modify properties that are not modifiable in supertype  
Violation: `VariableRadiusCircle` as subtype of `FixedRadiusCircle`



# The SOLID rules of OOP: Interface segregation principle (ISP)

## SOLID

*Clients should not be forced to depend on methods they do not use*

- “Thin” interfaces offering a reasonably small number of methods with *high cohesion* (serve similar purposes; belong logically together) are **preferred** over “fat” interfaces offering a large number of methods with low cohesion
- Sometimes we should therefore split up (**segregate**) fat interfaces into thinner *role interfaces*
- This leads to a more **decoupled** system that is easier to maintain
- **Example:** Even if all data is contained in one (e.g. SQL) database, the ISP asks to write *different* interfaces to do different things, e.g. have a CustomerDb, OrderDb, StoreDb, ...

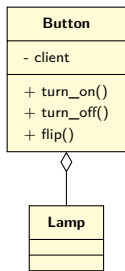
# The SOLID rules of OOP: Dependency Inversion Principle

## SOLID

This is about **decoupling** different classes and modules:

1. *High-level modules should not depend on low-level modules. Both should depend on abstractions (interfaces).*

Let's consider a very simple example: A **button** controlling a lamp. One way to implement this:



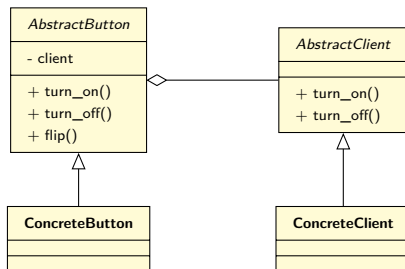
This violates the DIP, because **Button** (high-level) depends on **Lamp** (detail).

What if we have multiple consumers (**Motor**, **Lamp**, ...) and multiple types of buttons (swipe button, switch, push button, ...)? How can we force them to behave consistent? What methods does a consumer have to implement to work together with the button?

→ Enter abstractions (interfaces)

# The SOLID rules of OOP: Dependency Inversion Principle

## SOLID



Now it's clear which methods the concrete client has to implement. Both high level and low level modules only depend on abstractions.

This also fulfills the second part of the DIP:

- 2. Abstractions should not depend on details. Details (i.e. concrete implementations) should depend on abstractions.*

## Performance considerations

Some patterns will advocate:

- Classes that only act as interfaces and pass on calls to other (worker) classes
- Using separate classes to facilitate communication between classes
- Accessing attributes (only) through methods
- Prefer composition over inheritance

However, when writing **performance critical** (C++, ...) code, you should avoid unnecessary “detours”:

- Avoid unnecessary interfaces
- Consider inlining simple, often-called functions (e.g. getters and setters)
- Inheritance > composition > if statements

Modern compilers will try to apply some optimization techniques automatically (automatic inlining, return value optimization, ...)

General rule: [Profile before Optimizing](#)

## 1 More on OOP

- Class Diagrams
- The SOLID rules of OOP

## 2 Patterns

- Patterns
- Creational Patterns
- Structural Patterns
- Behavioral Patterns
- Concurrency Patterns
- Antipatterns

## 3 Discussion

# Patterns

*Software design patterns try to offer **general** and **reusable** solutions for **commonly** occurring problems in a given **context**.*

Commonly categorized as:

- **Creational patterns**: How are instances of classes instantiated? (What if I have a class that can create instances in different ways?)
- **Structural patterns**: Concerned with relationships between classes. (How can classes form flexible larger structures?)
- **Behavioral patterns**: Concerned with algorithms and communication between classes. (How are responsibilities assigned between classes?)
- **Parallel patterns**: Parallel processing and OOP → only mentioned briefly

## 1 More on OOP

- Class Diagrams
- The SOLID rules of OOP

## 2 Patterns

- Patterns
- **Creational Patterns**
- Structural Patterns
- Behavioral Patterns
- Concurrency Patterns
- Antipatterns

## 3 Discussion

## Factory method

*If there are multiple ways to instantiate objects of your class, use **factory methods** rather than adding too much logic to the default constructor.*

### Bad:

---

```
1 class Uncertainty:
2     def __init__(self, absolute_errors=None, relative_error=None,
3         data=None, config=None, ...):
4         if config is not None:
5             # load from config
6         elif absolute_errors is not None:
7             # add absolute errors
8         elif relative_errors is not None and data is not None:
9             # add relative errors
10        ...
11
12
13 instance = Uncertainty(config="path/to/my/config")
```

---



## Factory method

*If there are multiple ways to instantiate objects of your class, use **factory methods** rather than adding too much logic to the default constructor.*

### Good:

---

```
1 class Uncertainty:
2     def __init__(self, absolute_errors):
3         # construct from absolute errors
4
5     @classmethod # <-- doesn't need instance to be called (cf. first slide)
6     def from_config(cls, config):
7         # get absolute errors from config file
8         return cls(absolute_errors)
9
10    @classmethod
11    from relative_errors(cls, data, relative_errors):
12        return cls(data * relative_errors)
13
14
15 instance = Uncertainty.from_config("path/to/my/config")
```

---

Alternatively, you can also have subclasses that provide (implementations to) factory methods.

## Builder Pattern

*If you build a very complex class, try to instantiate (build) it in several steps.*

### Bad:

---

```
1 class Data:
2     def __init__(
3         data: array,
4         data_error: array
5         mc_components: List[array],
6         mc_errors: List[array],
7         mc_float_normalization: List[bool],
8         mc_color: List[string],
9         ...
10    )
11
12    def fit(...)
13
14    def plot(...)
```

---

You will probably consider different fits and plots; **violates Single Responsibility Principle** → Rather have Fit and Plot classes

## Builder Pattern

*If you build a very complex class, try to instantiate (build) it in several steps.*

### Better:

---

```
1 class Data:
2     def __init__(data: array, data_error: array)
3         pass
4
5     def add_mc_component(data, errors, floating=False, color="black", ...):
6         pass
7
8
9 data = Data(...)
10 data.add_mc_component(...)
11 ...
12 data.add_mc_component(...)
```

---

- What if we have multiple ways to build of the object?
  - Do I want to have the `add_mc_component` method after I start using the data?
- Have a separate Data and Builder hierarchy.

## Builder Pattern

*If you build a very complex class, try to instantiate (build) it in several steps.*

### Best:

---

```
1 class Data:
2     pass
3
4 class Builder:
5     def __init__(...)
6
7     def add_mc_component(...)
8
9     def create(...) -> Data
10
11
12 builder = Builder(...)
13 builder.add_mc_component(...)
14 ...
15 builder.add_mc_component(...)
16 data = builder.create()
```

---

And of course I could now create `AbstractData` and `AbstractBuilder` etc.

## 1 More on OOP

- Class Diagrams
- The SOLID rules of OOP

## 2 Patterns

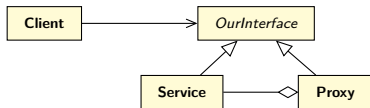
- Patterns
- Creational Patterns
- **Structural Patterns**
- Behavioral Patterns
- Concurrency Patterns
- Antipatterns

## 3 Discussion

## Proxy, Adapter, Facade

Three patterns that deal with **interfaces**:

- **Proxy**: Given a *servant* class (doing the actual work), create a new *proxy* class with the same interface in order to **inject code**. The client can then use the Proxy instead of using the Service class directly.

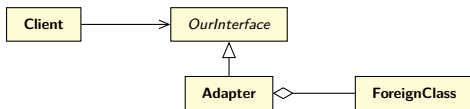


Usage examples:

- **Protection proxy**: Enforce access rights (always check authorization before method call/attribute access; e.g. in web applications)
- **Remote proxy**: If the Service is located remotely, the proxy deals with transferring requests and results
- Extend the **Service** class with **caching** or **logging**
- ...

# Adapter

- **Facade:** A class providing a simple interface for complicated operations that involve multiple servant classes
- **Adapter:** We have a 3rd party class `ForeignClass` whose interface is incompatible to interface `OurInterface` → Create an *adapter* class as a wrapper



Usage case example: We want to switch between different machine learning models (strategy pattern → later). Our models have a `train()` method, models from a foreign library have a `training()` method ⇒ create adapter(s) for library

# Adapter

---

```
1 class OurMLModel(ABC):
2     """ Our interface """
3     @abstractmethod
4     def train(...):
5         pass
6
7
8 class TheirMLModel(ABC):
9     """ Their interface """
10    @abstractmethod
11    def training(...) # <-- this method should be called train
12        pass
13
14
15 class ModelAdapter(OurMLModel): # <-- implements our interface
16    def __init__(self, model: TheirMLModel):
17        self._model = model # <-- our adapter holds the foreign model
18
19    def train(...): # <-- and defines a different interface for it
20        self._model.training(...)
21
22
23 # Their model with our interface:
24 model = ModelAdapter(TheirMLModel(...))
```



## 1 More on OOP

- Class Diagrams
- The SOLID rules of OOP

## 2 Patterns

- Patterns
- Creational Patterns
- Structural Patterns
- **Behavioral Patterns**
- Concurrency Patterns
- Antipatterns

## 3 Discussion

# Template Method

## Questionable:

---

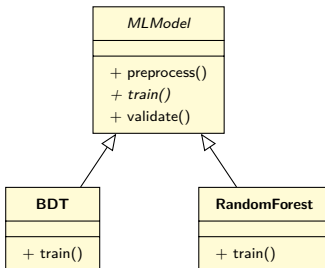
```
1 class MLModel():
2     def load_data(...)
3     def prepare_features(...)
4
5     def train(...):
6         if self.model == "BDT":
7             # train BDT
8         elif self.model == "RandomForest":
9             # train random forest
10        elif ...
11
12    def validate(...)
13        ...
```

---

- What if multiple methods depend on the model? → Need to keep track of more ifs everywhere
- What if we want to add or remove a model? → Need to make changes in many places → ~~Open/Closed Principle~~, “divergent change”
- Depend on all implementations → ~~Dependency Inversion Principle~~

## Template Method

- **Use case:** Several different algorithms that only contain minor differences in few places
- **Suggestion:** Put shared code in superclass, have subclasses implement or override specific methods



- **Advantages:** Simple and clean with little overhead
- **Warnings:**
  - If there are many differences between original classes, we need (to override) many methods → increasingly hard to read and maintain
  - If there are multiple “options” for every method and we want to realize them, the number of subclasses grows exponentially → *Strategy pattern*
  - If overriding default methods, the Liskov Substitution Principle can be easily violated

# Template Method

## Better:

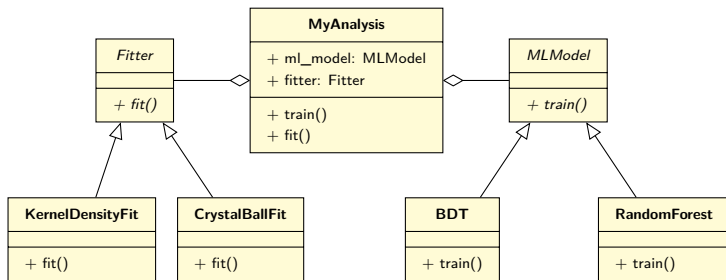
---

```
1 class MLModel(ABC): # <-- abstract class
2     def load_data(...)
3     def prepare_features(...)
4
5     @abstractmethod
6     def train(...):
7         pass
8
9     def validate(...)
10    ...
11
12
13 class BDT(MLModel): # <-- concrete class
14     def train(...):
15         # Implementation
16
17
18 class RandomForest(MLModel):
19     def train(...):
20         # Implementation
```

---

# Strategy

- **Usage:** Your problem consists of several steps. Each step can be solved with different algorithms (strategies)
- **Suggestion:** Create abstract class for each step and concrete subclasses with specific algorithms; original class holds instances of algorithms



# Strategy

---

```
1 class MyAnalysis():
2     def __init__(ml_model: MLModel, fitter: Fitter)
3         self.ml_model = ml_model
4         self.fitter = fitter
5
6     def fit(...):
7         self.fitter.fit(...)
8
9     def train(...):
10        self.ml_model.train(...)
11
12 class MLModel(ABC):
13     @abstractmethod
14     def train(...)
15
16 class RandomForest(MLModel):
17     def train(...):
18         # Implementation
19
20
21 my_analysis = MyAnalysis(RandomForest(...), KernelDensityEstimator(...))
22 my_analysis.train(...)
23 my_analysis.fit(...)
```

---

# Strategy

- **Note:** The main class holds instances of algorithm classes; the algorithm classes use the the **template method** pattern
- **Advantages:**
  - **Open/Closed** principle: Easily add new strategies
  - **Dependencies inverted** (`MyAnalysis` does not depend on the individual implementations)
  - **Small number of subclasses**
  - **Separated implementation** of algorithms from higher level code
  - For compiled languages: Change algorithms at **runtime**
- **Warnings:**
  - Might be overkill for very simple problems
  - For maximum performance, avoid virtual calls
- **Alternatives:**
  - If your language supports it: Use functions instead of objects (e.g. provide several `fit()` functions and pass them to the class)
  - Use template pattern if there is only one strategy that can be replaced

# Command

*The command pattern turns a **method call** into a **standalone object**.*

Rather than directly calling a method, the interface creates a `Command` object (describing what we want to execute) and passing it on to a `Receiver` that executes it

Use cases:

- **Decouple** user interfaces from the backend (by using `Command` objects as means of communication)
- Build up a command **history** with **undo** functionality
- **Remote execution** of commands
- **Queue** or **schedule** operations

HEP specific use case example (Belle II software framework):

- Build up analysis by adding modules (`Command` objects) to a path (list of modules), each implementing a `event()` method to process one event
- After all modules are added, process the path: Loop over all events, calling the `event()` method of all modules in order



## Command

Slightly simplified Belle II steering file:

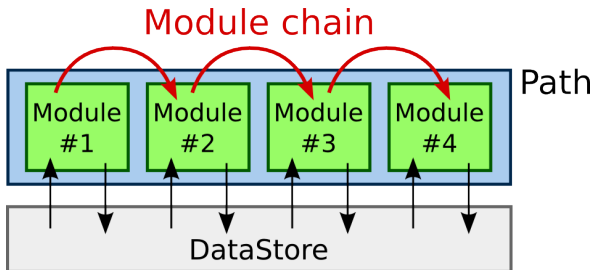
---

```
1 # Create path to add modules (=Command objects) to
2 path = create_path()
3
4 # Load data (convenience function that adds a "DataLoader" module to the path)
5 inputMdstList("default", "/path/to/input/file", path=path)
6
7 # Get final state particles
8
9 # Fill 'pi+:loose' particle list with all particles that have pion ID > 0.01:
10 fillParticleList("pi+:loose", "piid > 0.01", path=path)
11 # Fill 'mu+:loose' particle list with all particles that have muon ID > 0.01:
12 fillParticleList("mu+:loose", "piid > 0.01", path=path)
13
14 # Reconstruct decay
15 # Fill 'K_S0:pipi' particle list with combinations of our pions and muons
16 reconstructDecay(
17     "K_S0:pipi -> pi+:loose pi-:loose", "0.4 < M < 0.6", path=path
18 )
19
20 # Process path = call execute() on all Command objects
21 process(my_path)
```

---

## Command

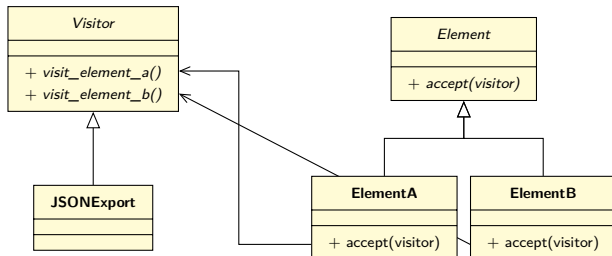
Upon processing path:



- Strictly **declarative** approach (no for loops or implementation details)
- Modules can be implemented in `python` or `C++`
- **“Building block”** approach makes steering files extremely easy to write and understand (even browser based graphical interface for highschoolers: try it at [masterclass.ijs.si](http://masterclass.ijs.si))

# Visitor

- **Concrete example:** Serialize a collection of instances of different classes (e.g. provide JSON export for a list of different data objects)
- **Possible implementation:** Provide a `to_json()` method to all classes
- **Potential issue:** Might soon want to add export for export possibilities: (XML, CSV, YAML, etc.)
  - ⇒ more and more unrelated methods need to be added to the data class
  - ⇒ “polluted” interface (methods are irrelevant for core functionality); people might be wary of frequent changes to a well working class
- **Solution:** Separate algorithms from the objects they operate on



# Visitor

**Use case** (more formally):

- Given a heterogeneous family of `Element` classes
- Do not expect significant changes to `Element` classes
- Various unrelated operations need to be performed on a collection of `Element` objects
- We expect frequent additions and changes for the operations
- Do not want to frequently change `Element` classes because of that

**Advantages of visitor pattern:**

- Single responsibility principle: All the operation functionality is in one place
- Open/Closed principle: Easy to add new operations

**Disadvantages of the visitor pattern:**

- No access to private information of `Element` classes
- Changes to `Element` classes can require changes to all visitors

## 1 More on OOP

- Class Diagrams
- The SOLID rules of OOP

## 2 Patterns

- Patterns
- Creational Patterns
- Structural Patterns
- Behavioral Patterns
- **Concurrency Patterns**
- Antipatterns

## 3 Discussion

# Concurrency Patterns

*Concurrency patterns need their own lecture, so this will only quickly mention basic concepts.*

Use cases:

- Manage/synchronize access to **shared resources** (e.g. to avoid race conditions when several threads perform read and write operations)
- **Scheduling** tasks in parallel
- (A)synchronous **event handling**

## Concurrency Patterns II

Advanced example: **Active object** pattern

- Want to decouple method calling from method execution
- Can request a calculation early and check later whether the result is available

The pattern consists of multiple components:

- The **client** calls a method of a **proxy**, which (immediately) returns a **future** object (can be used to check if results are available and get them)
- At the same time the proxy turns the method call into a **request** object and adds it to a **request queue**
- A **scheduler** takes requests from the request queue and executes it (on some thread)
- Once the request is executed, the result is added to the future object
- Only when the client accesses the future (wants to get the result value), the client thread waits (if the result is already available by that time, no waiting/blocking occurs)

## 1 More on OOP

- Class Diagrams
- The SOLID rules of OOP

## 2 Patterns

- Patterns
- Creational Patterns
- Structural Patterns
- Behavioral Patterns
- Concurrency Patterns
- **Antipatterns**

## 3 Discussion



## Anti-patterns

- **God object, The blob:** One massive class containing all functionality
- **Object orgy:** Not using data encapsulation (not distinguishing between public and private members); some objects modify the internals of others more than their own (→ it is not clear “who is doing what to whom”)
- **Not using polymorphism:** Having many parallel sections of identical `if` statements rather than using classes and subclasses
- **Misusing (multiple) inheritance:** Some inherited methods do not make sense for subclass; violations of the Liskov substitution principle
- **Overgeneralization/inner platform effect:** A system so general and customizable that it reproduces your development platform

## 1 More on OOP

- Class Diagrams
- The SOLID rules of OOP

## 2 Patterns

- Patterns
- Creational Patterns
- Structural Patterns
- Behavioral Patterns
- Concurrency Patterns
- Antipatterns

## 3 Discussion

## Common criticism

*“Repetitive use of the same patterns and lots of boilerplate indicates lack of abstraction or lacking features of your programming language.”*

- **Example:** If functions are first-level objects (can be passed around like normal datatypes), I do not need to define a strategy class hierarchy. However, this could still be considered the same “pattern” (only with a simpler implementation)
- The “Patterns” give you **vocabulary** to describe your problem in an abstract way, even if the implementation details vary a lot between languages
- Lots of pattern boilerplate should make you think about your design and language choices
- Be aware that the implementation of (or even the need for) certain patterns can be very dependent on your language features

## Common criticism

*“Design patterns are used **excessively** and introduce **unneeded complexity**.”*

- Remember the zen of python: simple is better than complex; but complex is better than complicated
- Do not introduce complexity (use the design pattern) if you do not fully understand why you need it.
- Some people highlight the KISS (keep it simple, stupid) and YAGNI (you aren't gonna need it) principle

## Common criticism

*“The common design patterns are often the direct results of thinking about good software design; focusing on patterns replaces actual thought with **cut-and-paste programming**.”*

- Take discussion of patterns as a **mental practice** of thinking about good design; **avoid** simple cut-and-paste

## Outlook

Exercise consultation time Thursday 17:00 – 17:30!

Discussion on mattermost:

[mattermost.web.cern.ch/csc/channels/software-design](https://mattermost.web.cern.ch/csc/channels/software-design)

Get the exercises at [github.com/klieret/icsc-paradigms-and-patterns](https://github.com/klieret/icsc-paradigms-and-patterns)