

# INVENIO RDM



Turn-key Research Data Management repository

Pablo Panero  
Guillaume Viger  
CERN

# Where are we?



# Deployment

- Simple set of steps
- Local (virtual environment)
- Containers
- We keep on iterating from your feedback

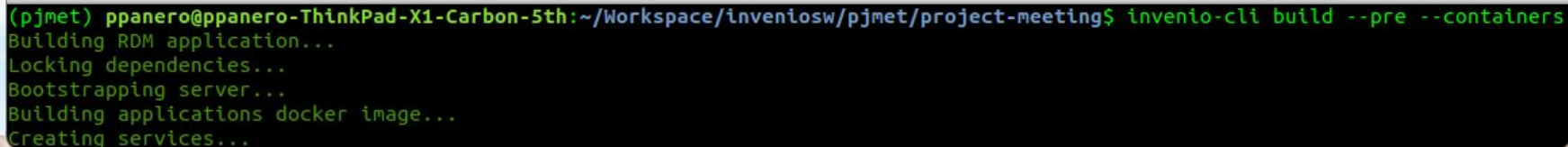
# Containers

- Initialize the file system (init)

```
(pjmet) ppanero@ppanero-ThinkPad-X1-Carbon-5th:~/Workspace/InvenioIsw/pjmet$ invenio-ctl init --flavour=RDM
Initializing RDM application...
You've downloaded /home/ppanero/.cookiecutters/cookiecutter-invenio-rdm before. Is it okay to delete and re-download it? [yes]:
project_name [My Site]: Project Meeting
project_shortname [project-meeting]:
project_site [project-meeting.com]:
github_repo [project-meeting/project-meeting]:
description [Invenio RDM Project Meeting Instance]:
author_name [CERN]:
author_email [info@project-meeting.com]:
year [2020]:
Select database:
1 - postgresql
2 - mysql
3 - sqlite
Choose from 1, 2, 3 [1]:
Select elasticsearch:
1 - 7
2 - 6
Choose from 1, 2 [1]:
-----
Generating SSL certificate and private key for testing....
Can't load /home/ppanero/.rnd into RNG
139774925484480:error:2406F079:random number generator:RAND_load_file:Cannot open file:../crypto/rand/randfile.c:88:Filename=/home/ppanero/.rnd
Generating a RSA private key
++++
++++
writing new private key to 'docker/nginx/test.key'
-----
Creating logs directory...
```

# Containers

- Dependencies and Docker image (build)

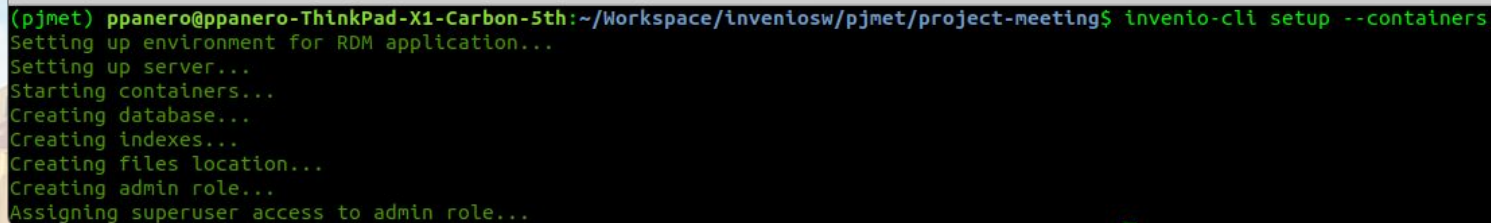


```
(pjmet) ppanero@ppanero-ThinkPad-X1-Carbon-5th:~/Workspace/inveniosw/pjmet/project-meeting$ invenio-cli build --pre --containers
Building RDM application...
Locking dependencies...
Bootstrapping server...
Building applications docker image...
Creating services...
```



# Containers

- Set up services (setup)



```
(pjmet) ppanero@ppanero-ThinkPad-X1-Carbon-5th:~/Workspace/inveniosw/pjmet/project-meeting$ invenio-cli setup --containers
Setting up environment for RDM application...
Setting up server...
Starting containers...
Creating database...
Creating indexes...
Creating files location...
Creating admin role...
Assigning superuser access to admin role...
```

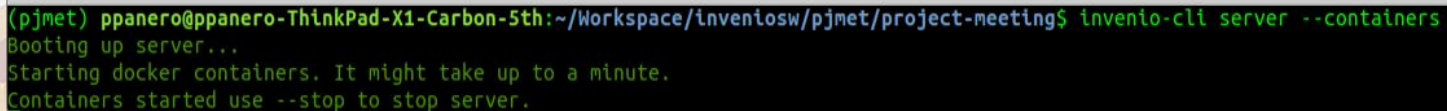
# Containers

- [ Create demo data ] (demo)

```
(pjmet) ppanero@ppanero-ThinkPad-X1-Carbon-5th:~/Workspace/inveniosw/pjmet/project-meeting$ invenio-cli demo --containers
Setting up server...
Starting containers...
Populating instance with demo records...
```

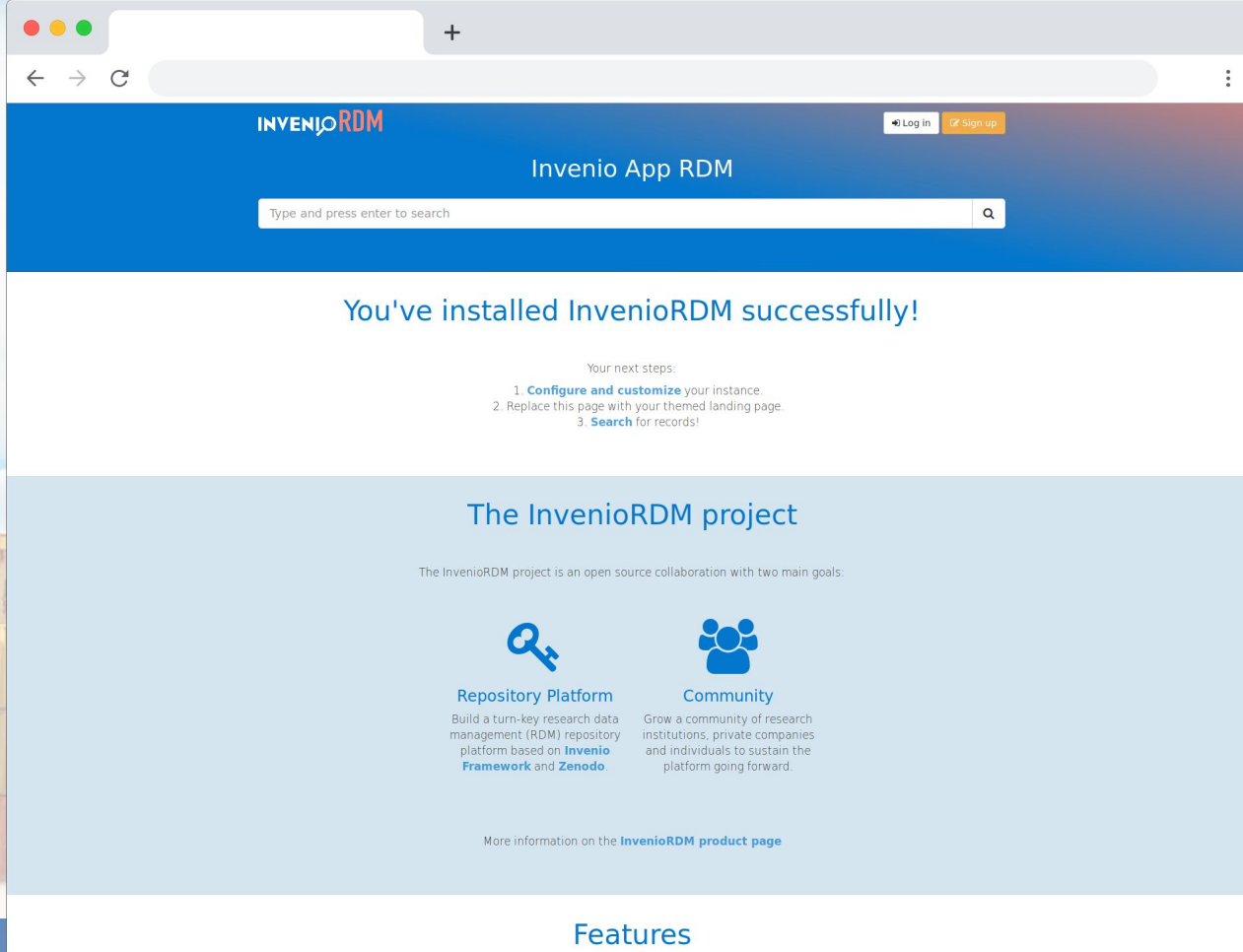
# Containers

- Run! (Server)

A terminal window with a grey title bar and three colored window control buttons (red, yellow, green) on the left. The terminal text is as follows:

```
(pjmet) ppanero@ppanero-ThinkPad-X1-Carbon-5th:~/Workspace/inveniosw/pjmet/project-meeting$ invenio-cli server --containers
Booting up server...
Starting docker containers. It might take up to a minute.
Containers started use --stop to stop server.
```





+

← → ↺

INVENIO RDM

InvenioRDM: Turn-key Research Data Management Repository

Search

Log in Sign up

access\_right

☐ open (10)

resource\_type

☐ Dataset (10)

Found 10 results.

< 1 >

Sort by: Most recent v  
asc v

August 6, 2018 Dataset Open Access

View

Potter-King's dataset

Maureen Choi;

deploy frictionless partnerships

Uploaded on January 14, 2020

September 26, 2002 Dataset Open Access

View

Brown-Martinez's dataset

Kelly Blair;

orchestrate seamless paradigms

Uploaded on January 14, 2020

September 30, 2003 Dataset Open Access

View

Hall Group's dataset

Lisa Harper;

seize cross-platform schemas

Uploaded on January 14, 2020

December 2, 1997 Dataset Open Access

View

Jackson PLC's dataset

Amber Deleon;

repurpose back-end e-tailers

Uploaded on January 14, 2020

June 11, 2012 Dataset Open Access

View

Clayton Group's dataset

Faith Patterson;

revolutionize seamless bandwidth

Uploaded on January 14, 2020

December 23, 1978 Dataset Open Access

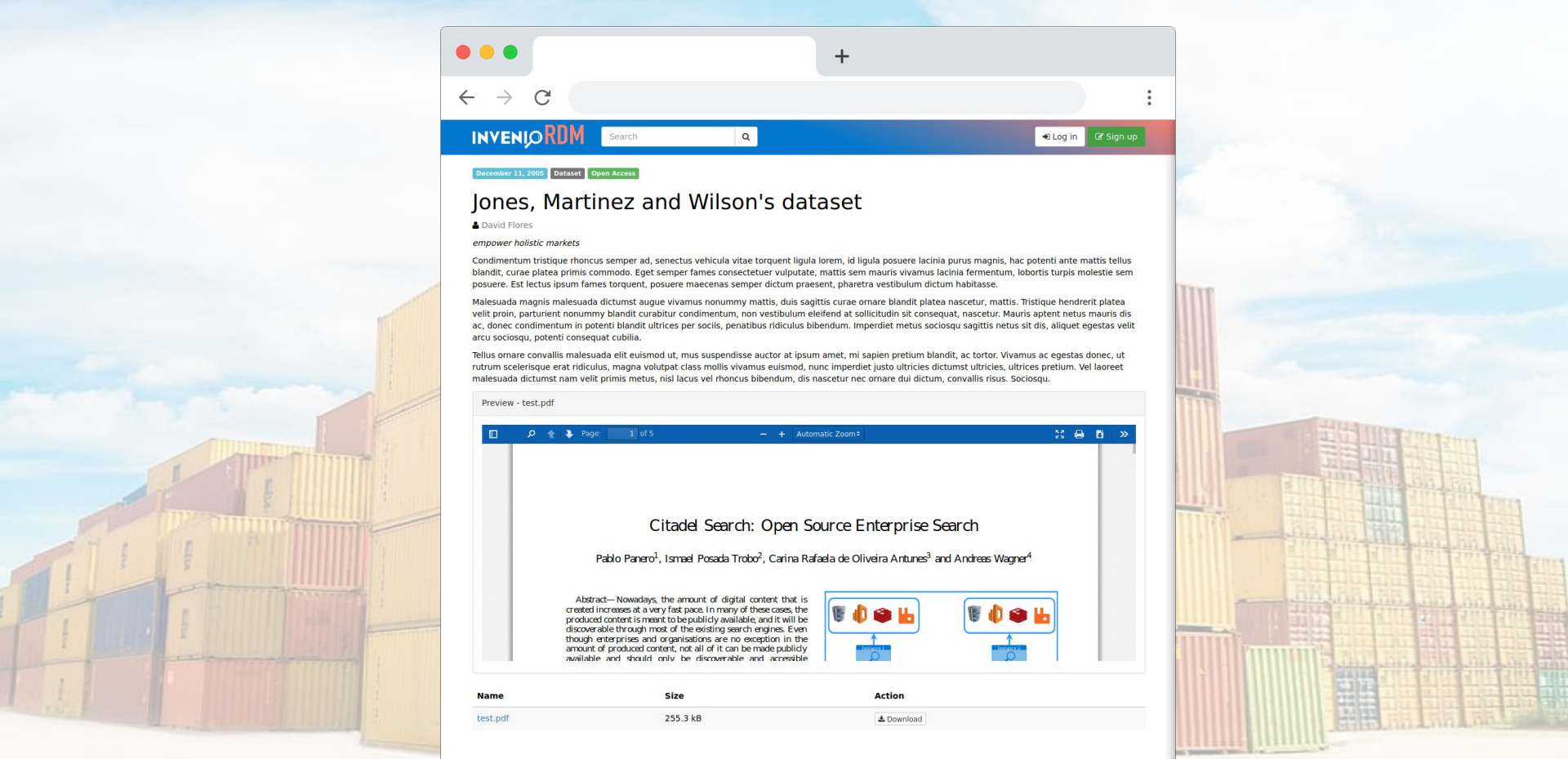
View

Peterson, Fuller and Rhodes's dataset

Patrick Poole;

mesh customized e-business

Uploaded on January 14, 2020



# Questions?

- Simple set of steps
- Local (virtual environment)
- Containers
- We keep on iterating from your feedback

