



Status of the Gentner Programme



40 Gentner students as of 1 October 2020 (39 students nominal)

→ **8 new students since last Gentner Day (April 2020)**

• some delayed start due to coronavirus crisis

→ **+ further 11 German students in regular Doctoral Student Programme**

now 25% female students (10/40)

→ **was only ~13% in 2018, but ~32% in 2016**

158 Gentner students since November 2007

→ **40 active + 118 former students**

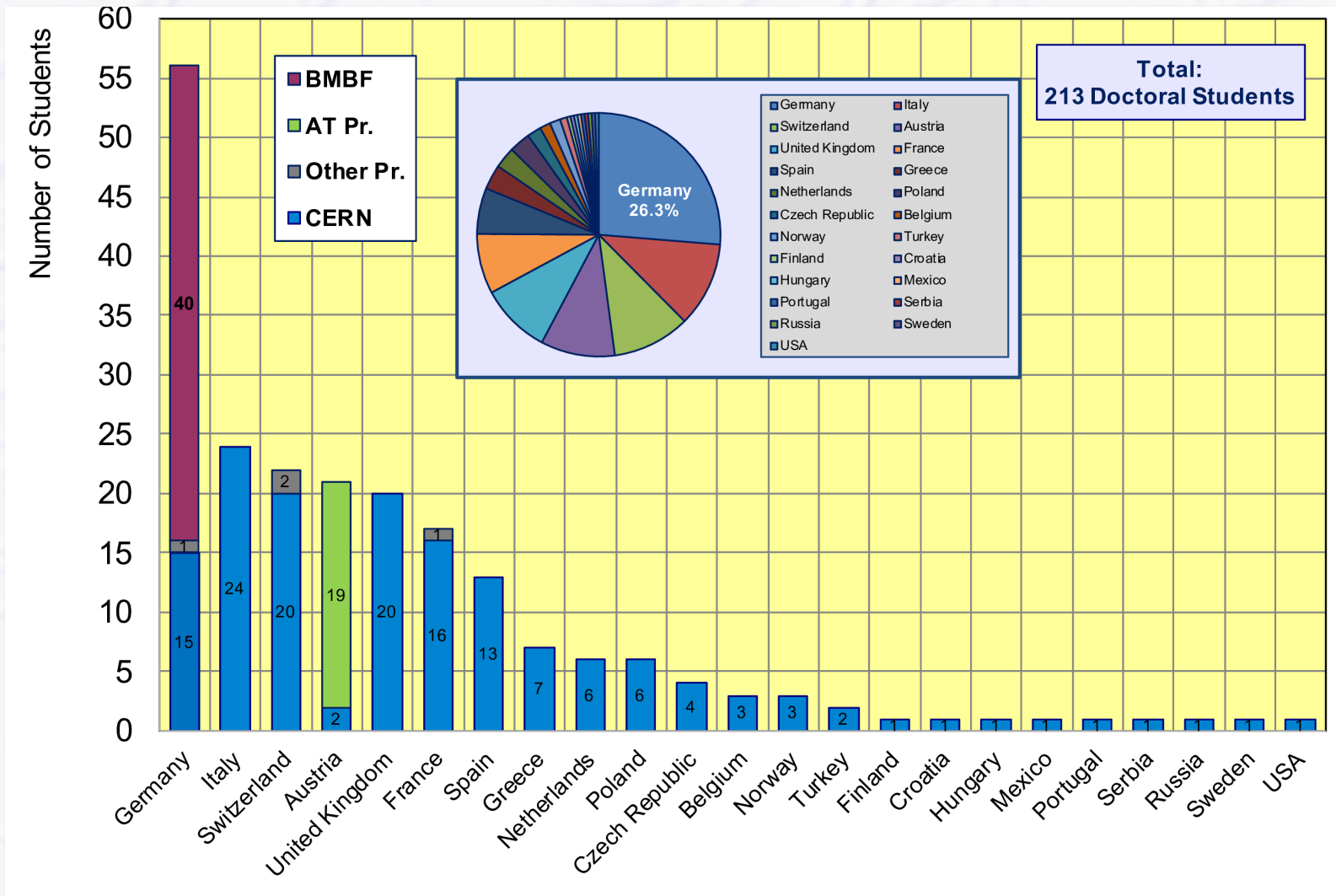
Students from 36 universities (since November 2007)

→ **no new university since last Gentner Day**

CERN Doctoral Students

Home University Country of all CERN Doctoral Students

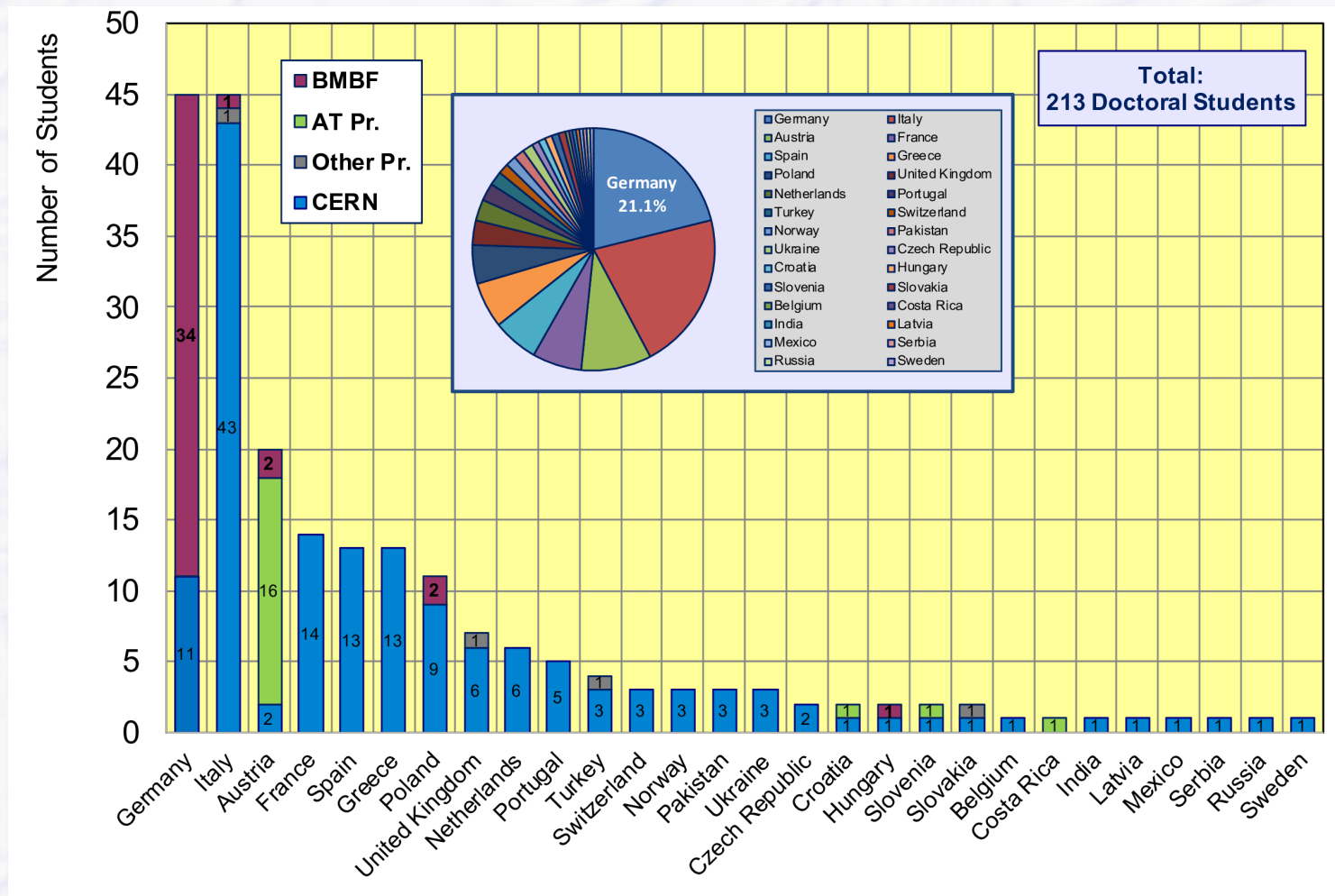
→ 56/213 Students enrolled at German Universities (26.3%)



CERN Doctoral Students

Nationalities of all Doctoral Students at CERN

→ Germans (45 students, 21.1%) and Italians are leading



News

● Covid-19

→ CERN Management decision in June on exceptional extensions

(following Doctoral Student initiative, letters by university supervisors, many discussions etc.)

- allow up to 6 months extension beyond 3 years in case of Covid-19 related delays
- only for students in their 3rd year (start date 1 June 2018 or earlier)
- to be paid by CERN departments/groups, NOT through Gentner Programme

→ 16 Gentner students were eligible for exceptional extensions

- extensions approved for 5 Gentner students so far (3 x 3 months, 2 x 6 months)

→ Duty travel still not possible

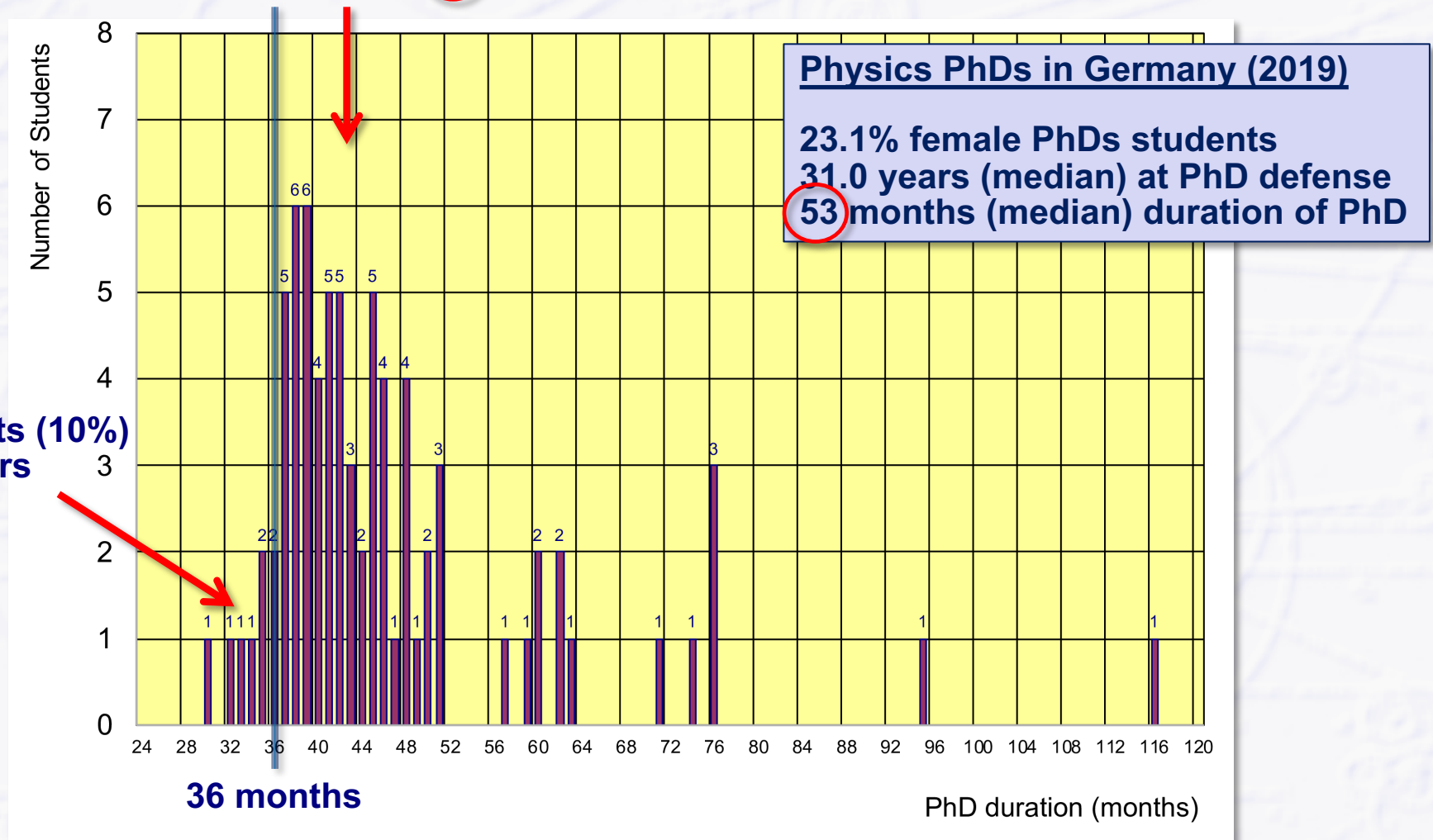
- “Gentner travel” bound to general CERN rules for duty travel
- no “Gentner travel” since March, except one thesis defense in June
- also no exceptions for travel to home university

● Former Gentner students

- **Julia Woithe** (Gentner student from March 2014 to February 2017)
started as CERN staff on 1 September 2020
- now 11 former Gentner students became CERN staff

Former Gentner Students

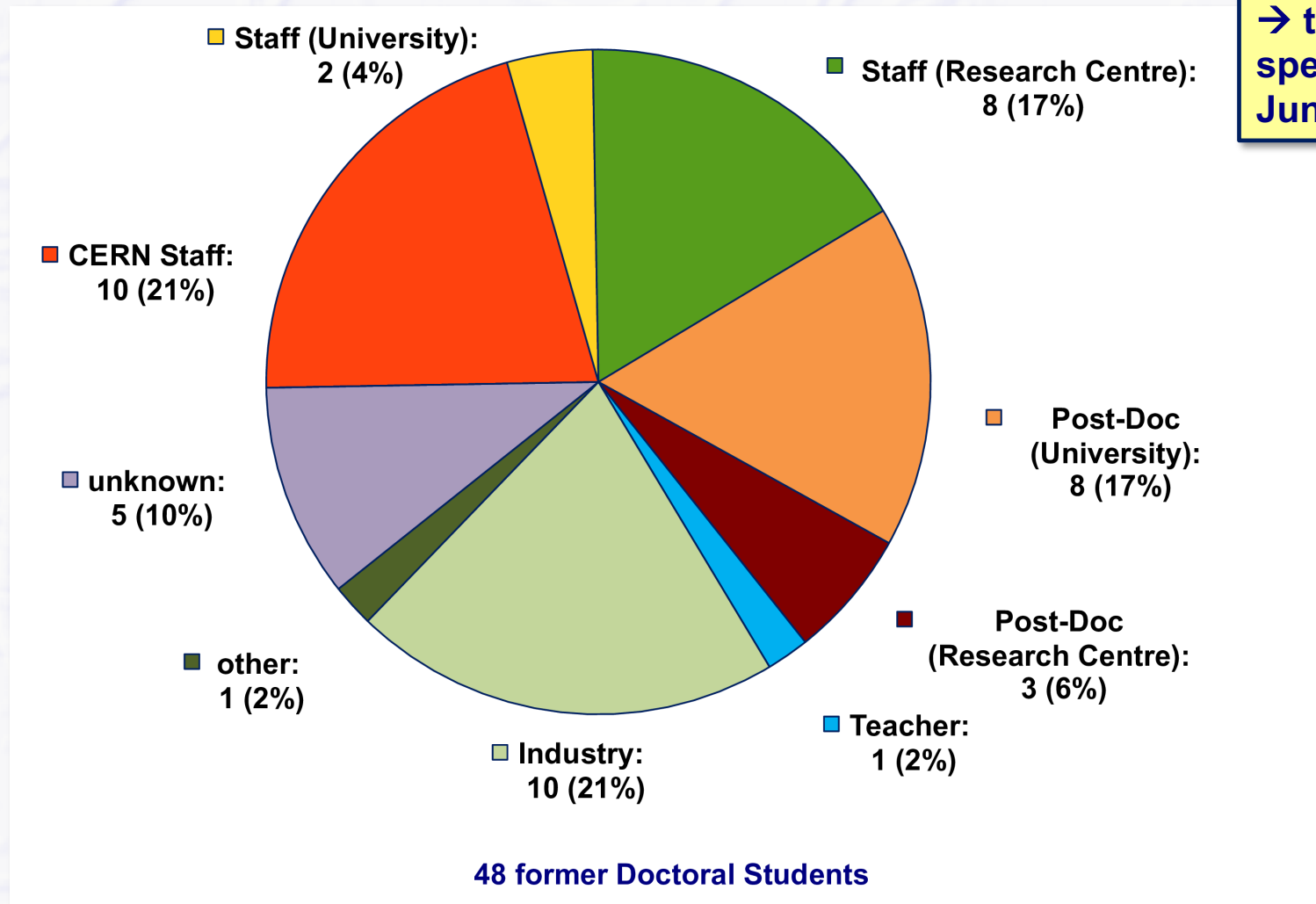
- **78 PhDs so far (16 female = 20.5%), cancelled PhDs: 10, uncertain: 5 (13% total)**
 - average age at PhD (defense): 30.9 years (median)
 - average duration of PhD: **43** months (median) = 7 months after end of CERN 3-years contract



Whereabouts of Fellows

(former Gentner Students)

- many Fellows (65%) stay in academic research after their fellowship
 - 21% became CERN staff, 44% moved to University or Research Centre

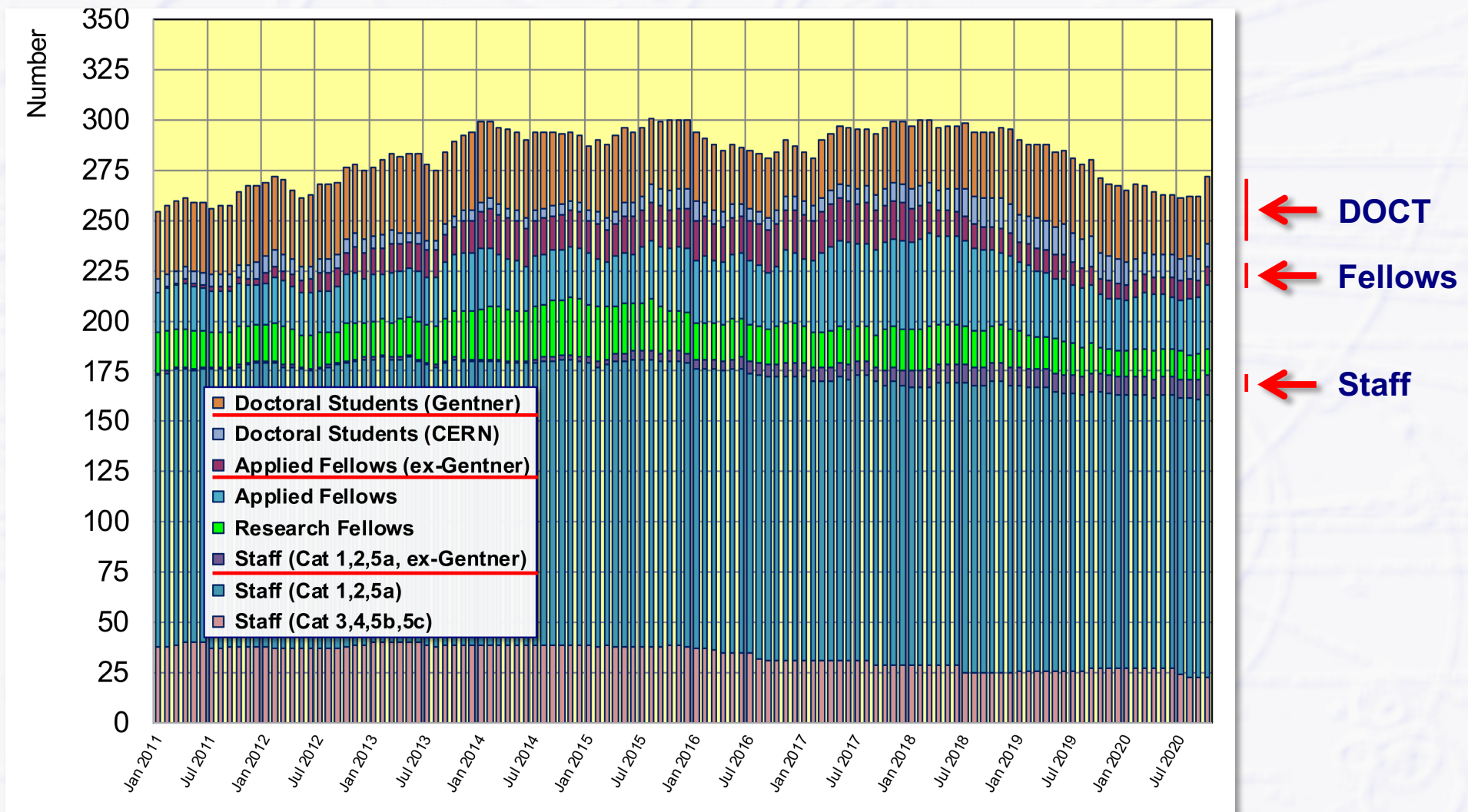


→ today's guest speaker: Tobias Junginger

Gentner Students → Fellows, Staff

→ 272 German Doctoral Students, Fellows and Staff at CERN in total

of those: 34 active + 19 former Gentner Students (= 19.5%)



Summary Gentner Programme

40 active Gentner Students

male: 30
female: 10 (25%)

118 former Gentner Students

male: 91
female: 27 (23%)
PhD uncertain: 5 (13%)
PhD cancelled: 10

158 total active + former Gentner Students

male: 121
female: 37 (23%)

78 finished PhDs

(66%)
average PhD duration: 43.0 months (median)
average age at PhD: 30.9 years (median)

Whereabouts of former Gentner Students

	first employment	present employment
CERN Fellow:	60 (61%)	12 (12%)
CERN Staff (indefinite):	1 (0) (1%)	11 (2) (11%)
Staff (University) (indefinite):	1 (1) (1%)	4 (4) (4%)
Staff (Research Centre) (indefinite):	1 (1) (1%)	9 (4) (9%)
Post-Doc (University):	11 (11%)	15 (15%)
Post-Doc (Research Centre):	3 (3%)	7 (7%)
Teacher:	1 (1%)	2 (2%)
Industry:	17 (17%)	29 (30%)
Other fields:	2 (2%)	3 (3%)
Unknown:	1 (1%)	6 (6%)
98	98	
PhD Preparations:	20	20
118	118	

→ number of female students now at 25%

○ was ~13% in 2018

→ PhD duration 10 months shorter than in Germany

→ Covid-19 exceptional extensions granted for 5 students (in their 3rd year)

○ Covid-19 related delays

○ paid by CERN departments/groups

→ still no duty travel possible

○ no travel to home university

**Next Gentner Day:
28 April 2021 (tbc)**