

Charged Higgs 2010

-Experimental summary and outlook-



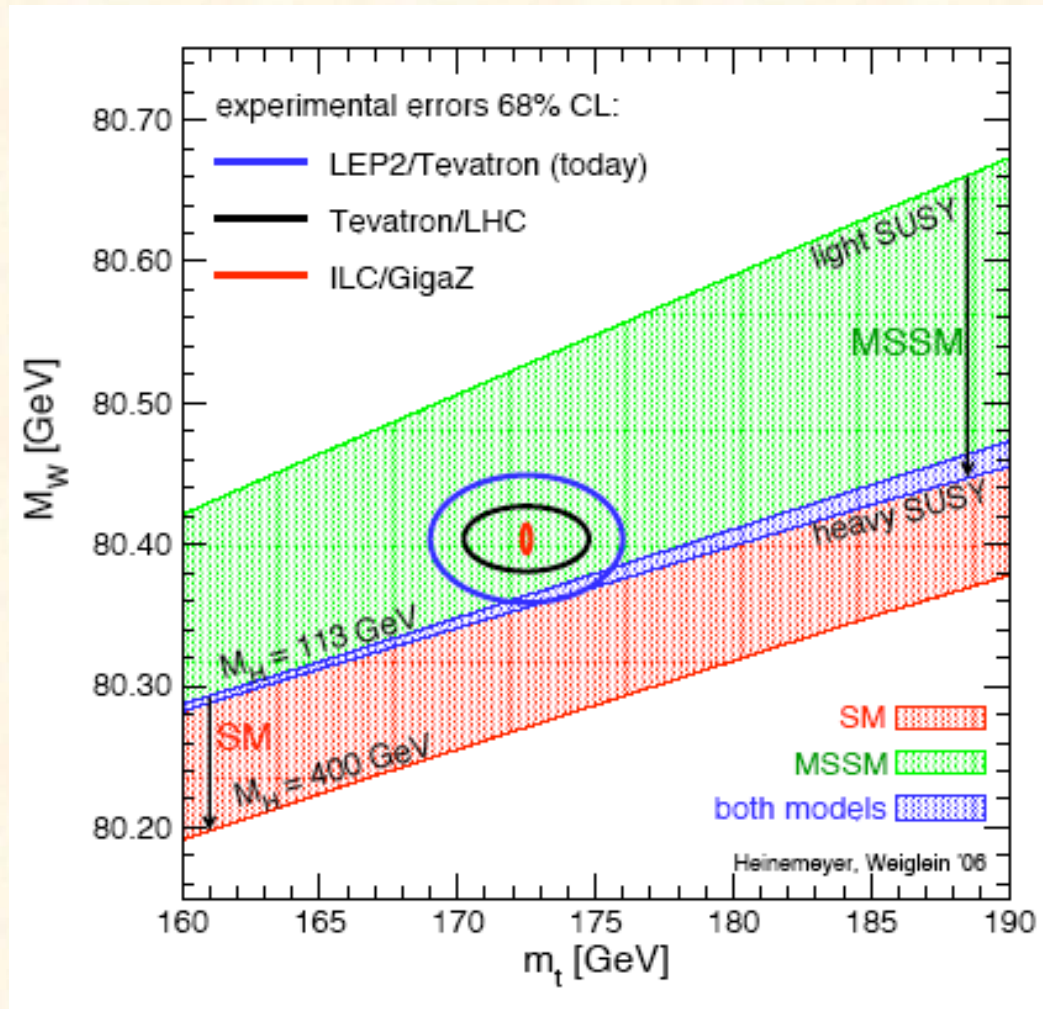
CMS @ 2.36 TeV

- Status of the accelerator
- ATLAS and CMS
Detector performance with first data
- Results from the Tevatron
- Prospects for 2010/11 and beyond

Karl Jakobs
Physikalisches Institut
University of Freiburg / Germany

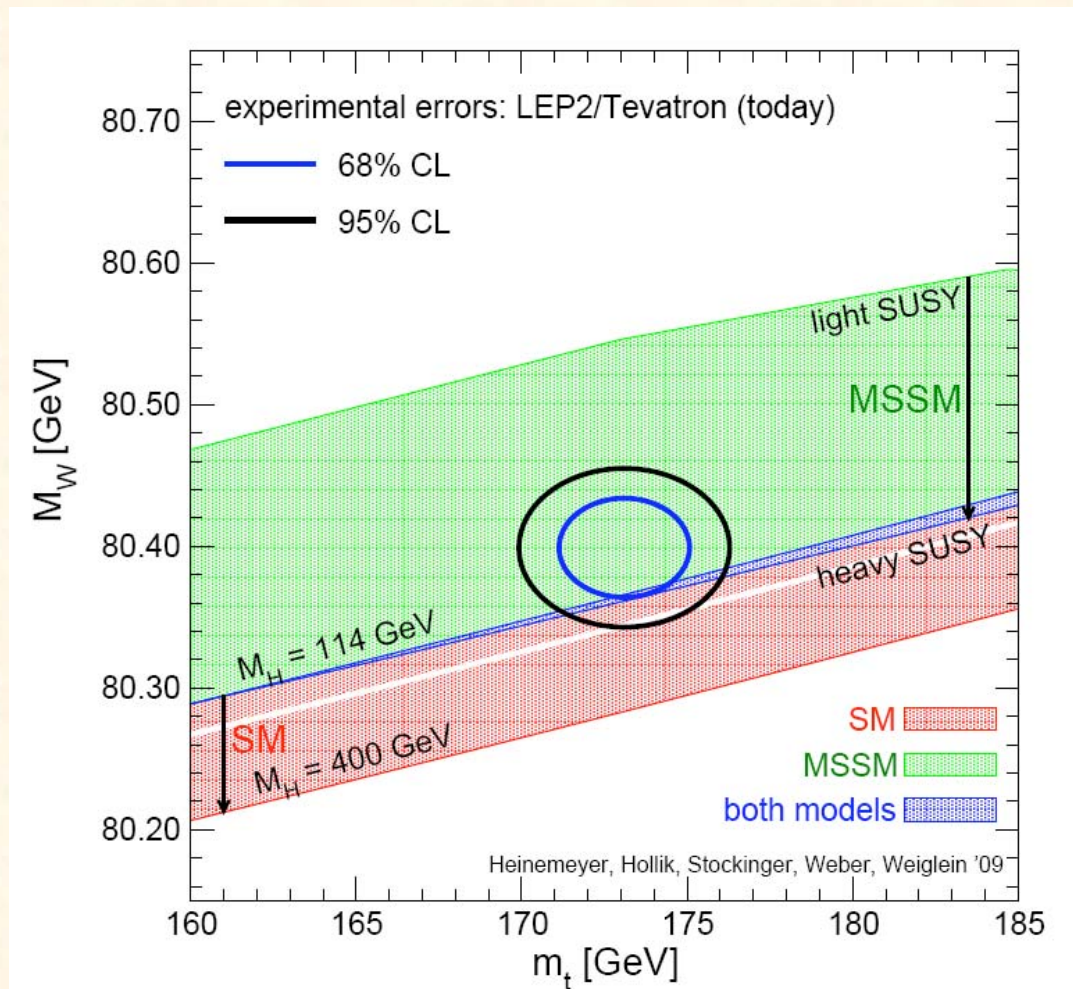
Charged Higgs 2006

Sven et al. were telling us that the SM Higgs is light and that SUSY is around the corner

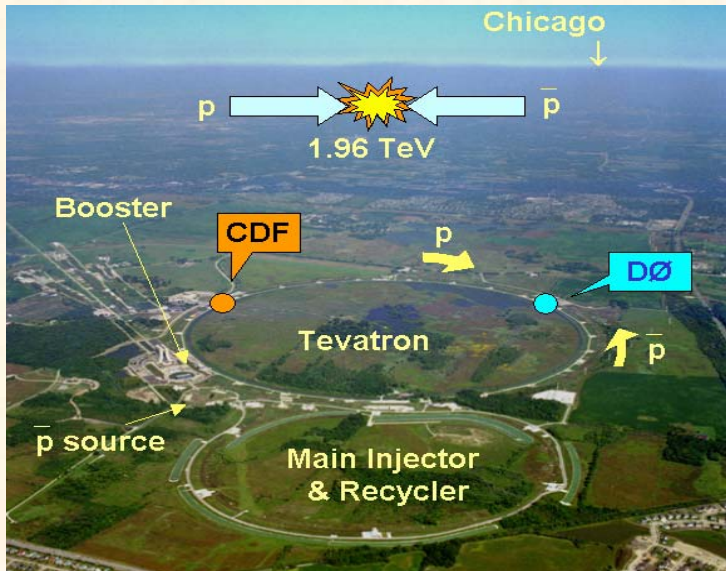


Charged Higgs 2010


Sven et al. keep telling us that the SM Higgs is light and that SUSY is around the corner



Progress on the experimental side



- Two colliders running
- First data at the LHC, Detector performance
- Less prospect and Monte Carlo talks

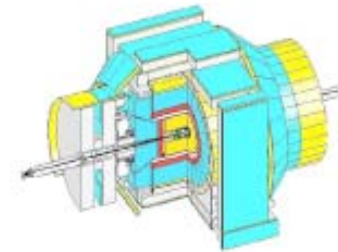


The Tevatron

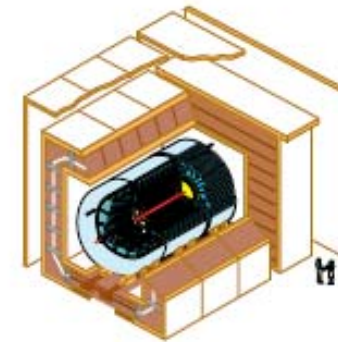
$p\bar{p}$

$\sqrt{s} = 1.96 \text{ TeV}$

$\int \mathcal{L} dt \gtrsim 8 \text{ fb}^{-1}$



CDF



DØ

The LHC machine...



Beam energy	3.5 → 7 TeV
Luminosity (nominal)	$10^{32} - 10^{34} \text{ cm}^{-2}\text{s}^{-1}$
	→ 1 - 100 fb⁻¹ / year
Superconducting dipoles	1232, 15 m, 8.33T
Stored energy	350 MJ/beam

... became a reality after ~15 years of hard work

LHC re-start as seen from the experiments

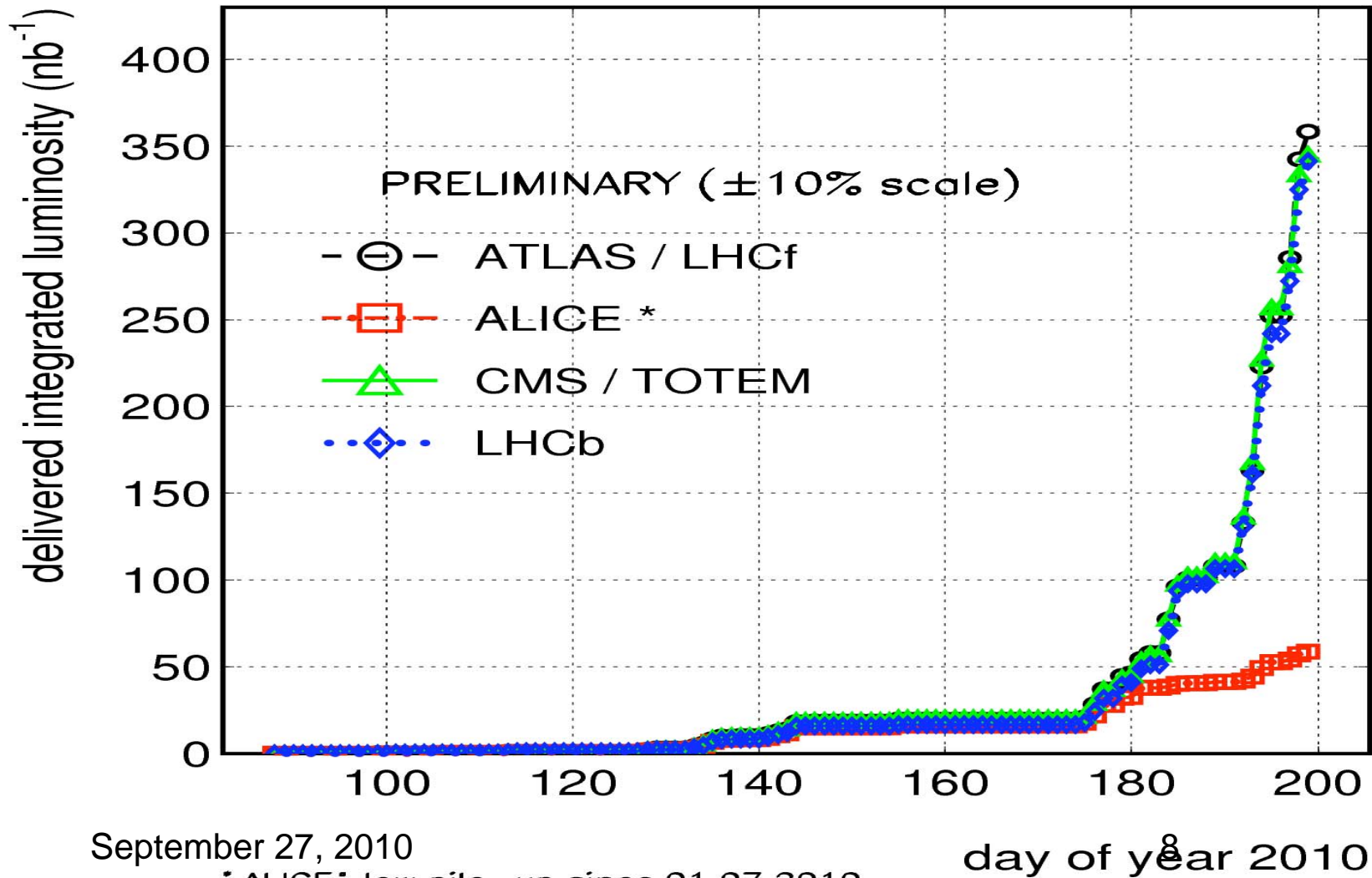
Praying for beam



Integrated Luminosity ICHEP10 (350nb⁻¹)

2010/07/19 11.54

LHC 2010 RUN (3.5 TeV/beam)



September 27, 2010

* ALICE: low pile-up since 01.07.2010

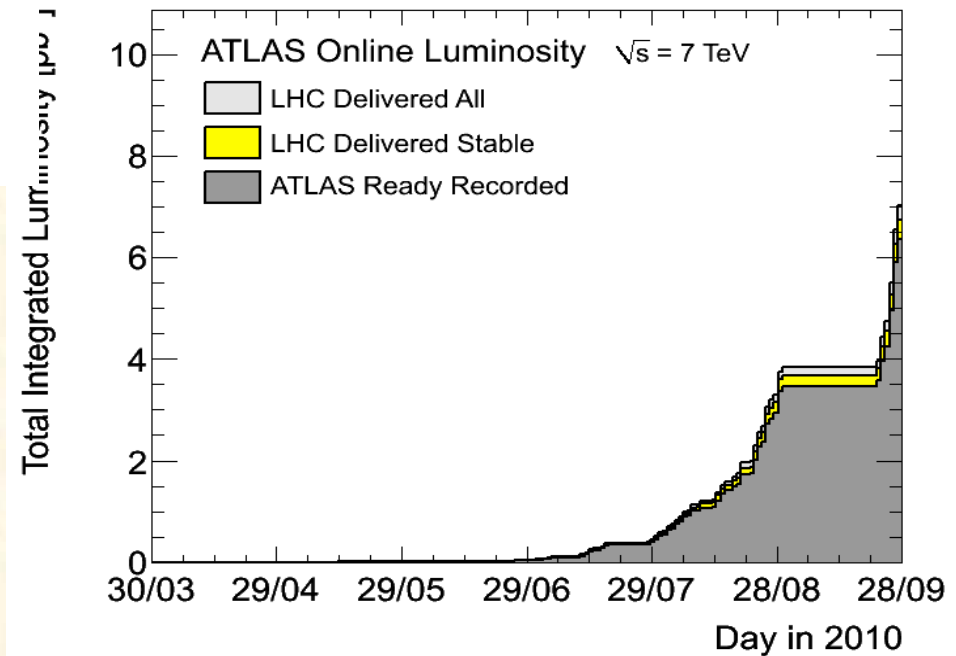
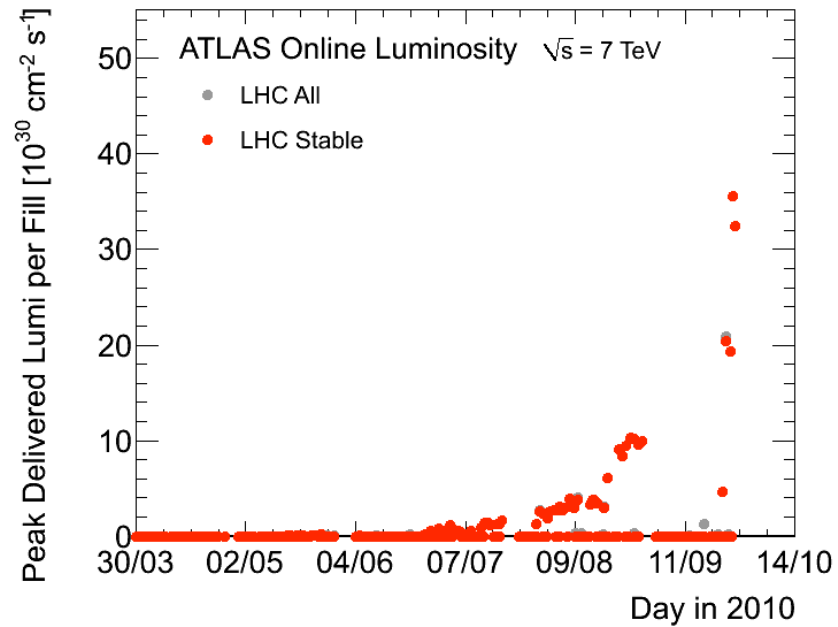
Plan for getting to 10^{32} before ion run

LMC 18th August.

S. Meyers

- Parameters and Conditions
 - Nominal bunch intensity $1.1E11$
 - Stick to $\beta^* = 3.5$ m
 - Commission bunch trains
 - Complete re-do of the whole machine protection set-up
 - Go to 150 ns bunch spacing
 - Commission faster ramp (10 A/s)

Reached luminosities as of Monday, 27. Sept 2010



Aggressive Schedule (short term)

	July					Aug					Sep			
W _k	26	27	28	29	30	31	32	33	34	35	36	37	38	
M _o	28	5	12	19	26	2	9	16	23	30	6	13	20	
T _u														
W _e														48
T _h											Jeune G			96
F _r														
S _a														
S _u														

Ion Beam to SPS (arrow pointing to Sep 35)

48 ✓

96 ✓

	Oct			Nov		Dec							
W _k	39	40	41	42	43	44	45	46	47	48	49	50	51
M _o	27	4	11				8	15	22	29	6	13	20
T _u	144	240	336	Reserve							End ion run		
W _e													
T _h													
F _r	192	288	384					IONS					Xmas Day
S _a													
S _u													

Ion Beam Setup (arrow to Nov 44)

Start Ion Physics (arrow to Nov 45)

End non-LHC Physics (arrow to Dec 47)

End ion run (arrow to Dec 49)

Xmas Day (arrow to Dec 51)

Injection of 12/24 bunches


Status of the ATLAS and CMS Detectors

- Impressive performance figures
- High data taking efficiencies
- Trigger and detector components working well
- Grid computing performing well
- Standard Model Physics re-discovered

D. Orestano

A. Nikitenko

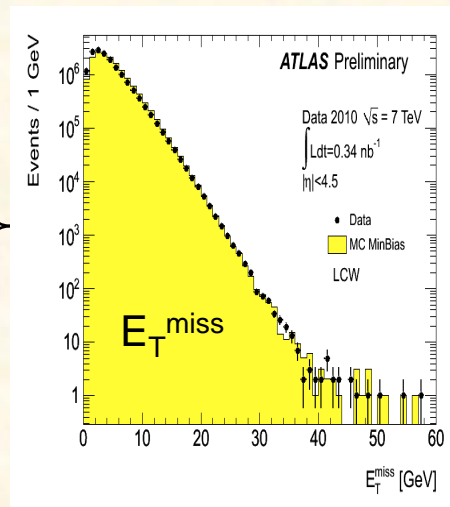
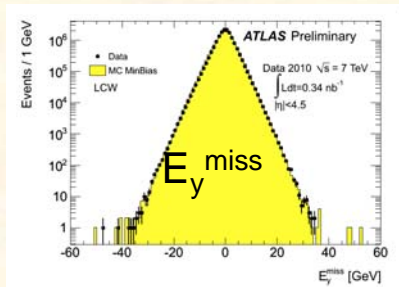
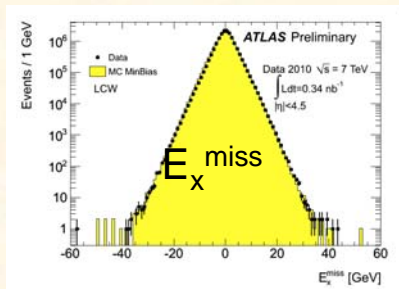




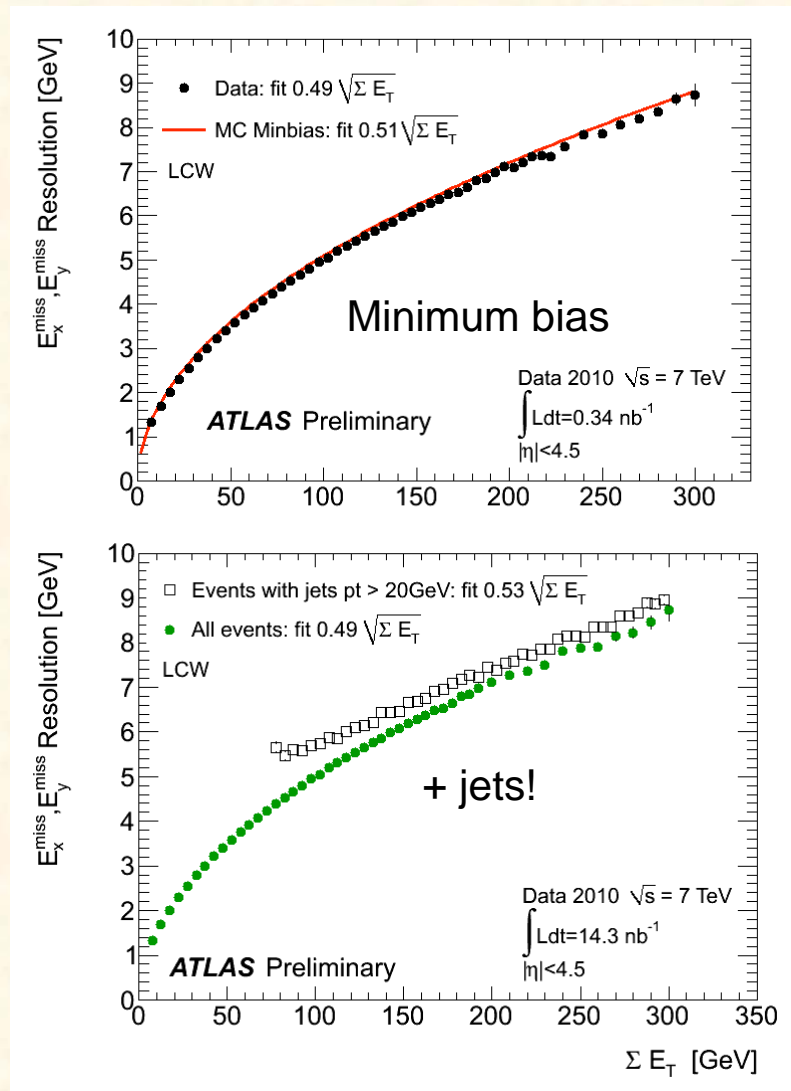
Missing E_T

D. Orestano

- A complex object!
- Relative energy scales need careful intercalibration



Detector hermeticity in minimum bias events

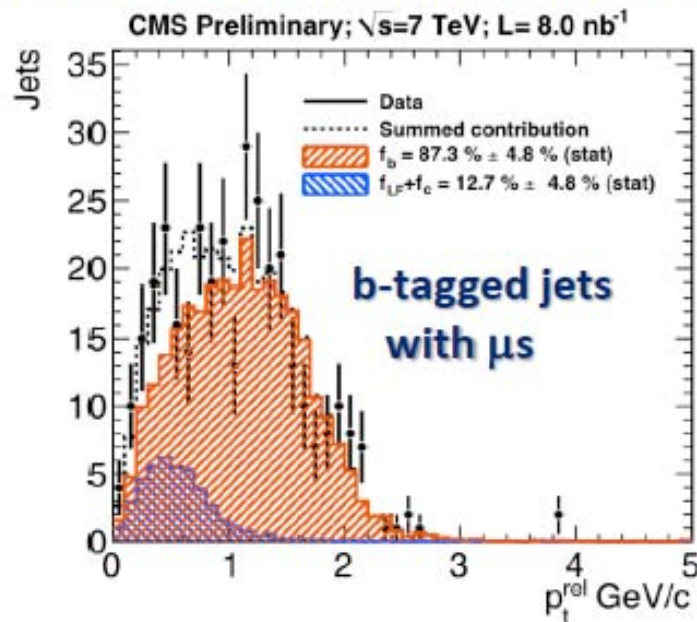




B-tagging efficiency

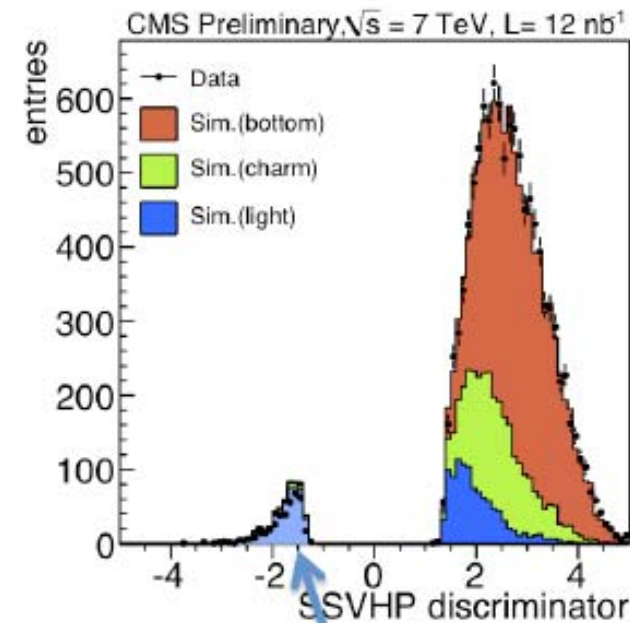
$$\epsilon_b^{\text{data}} = \frac{f_b^{\text{tag}} \cdot N_{\text{data}}^{\text{tag}}}{f_b^{\text{tag}} \cdot N_{\text{data}}^{\text{tag}} + f_b^{\text{untag}} \cdot N_{\text{data}}^{\text{untag}}}$$

Extract f_b^{tag} , f_b^{untag} from fit of $p_{t\mu}^{\text{rel}}$ for b-tagged (untag) jets with muons



- in general good agreement between ϵ_b^{data} and ϵ_b^{MC}


Fake rate



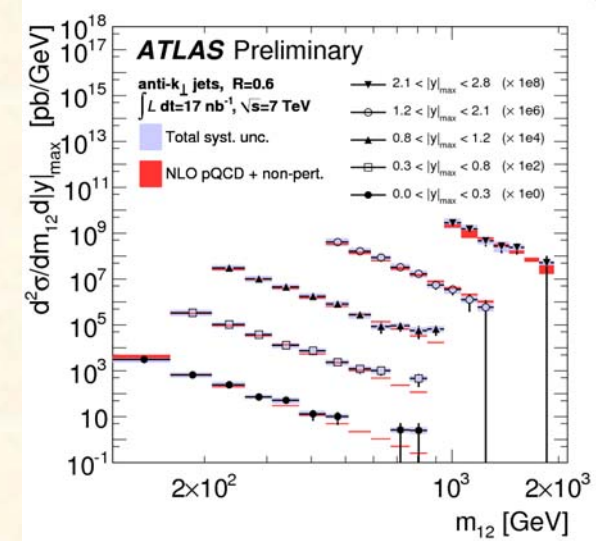
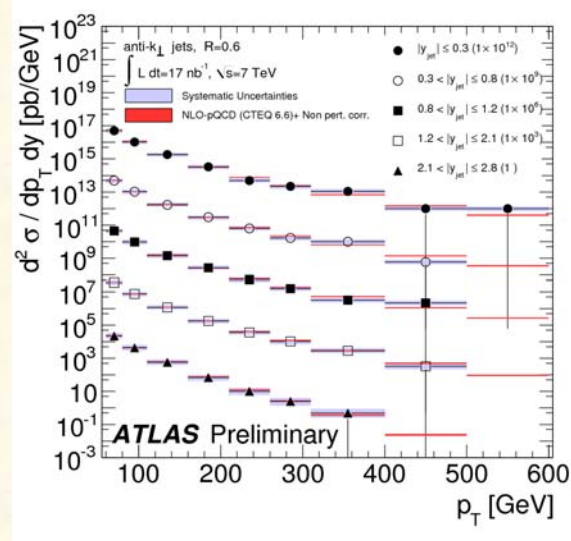
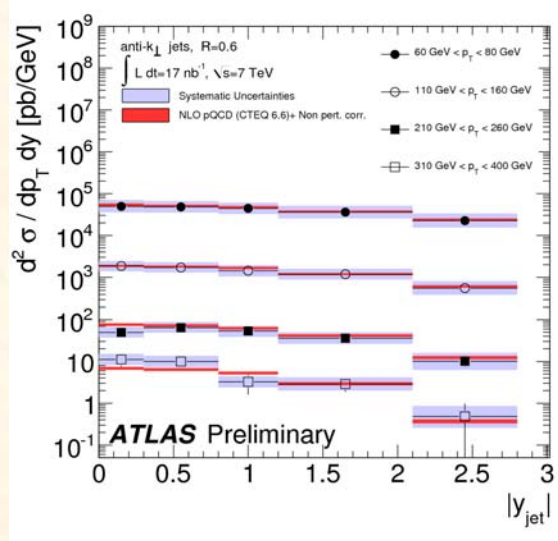
$$\epsilon_{\text{data}}^{\text{mistag}} = \epsilon_{\text{data}}^- \cdot R_{\text{light}}$$

$$R_{\text{light}} = \epsilon_{\text{MC}}^{\text{mistag}} / \epsilon_{\text{MC}}^-$$

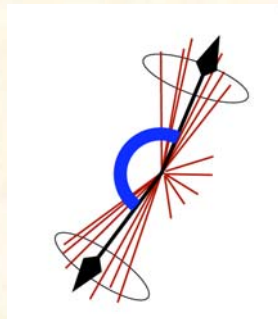
- $\epsilon_{\text{data}}^{\text{mistag}} / \epsilon_{\text{MC}}^{\text{mistag}} = f(p_T^{\text{jet}}, \eta^{\text{jet}})$ slightly less than 1.



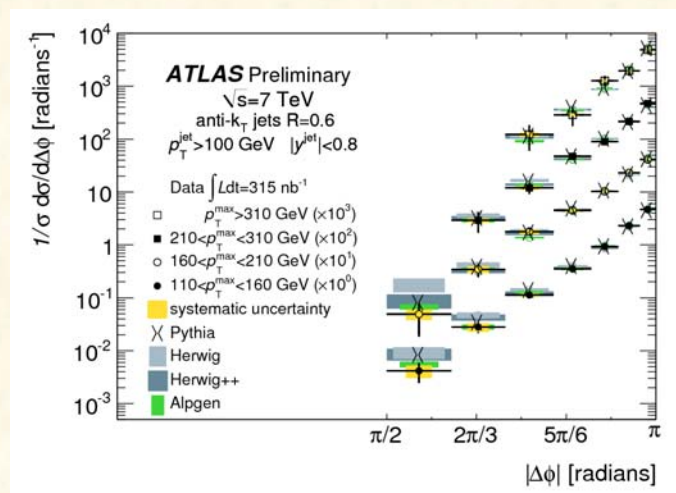
QCD cross-sections



Double differential cross-sections in very good agreement with NLO predictions



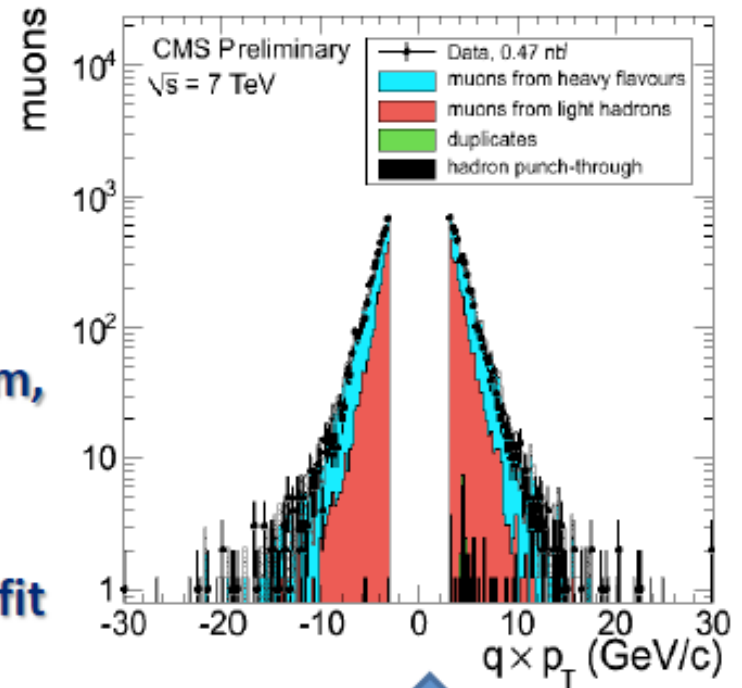
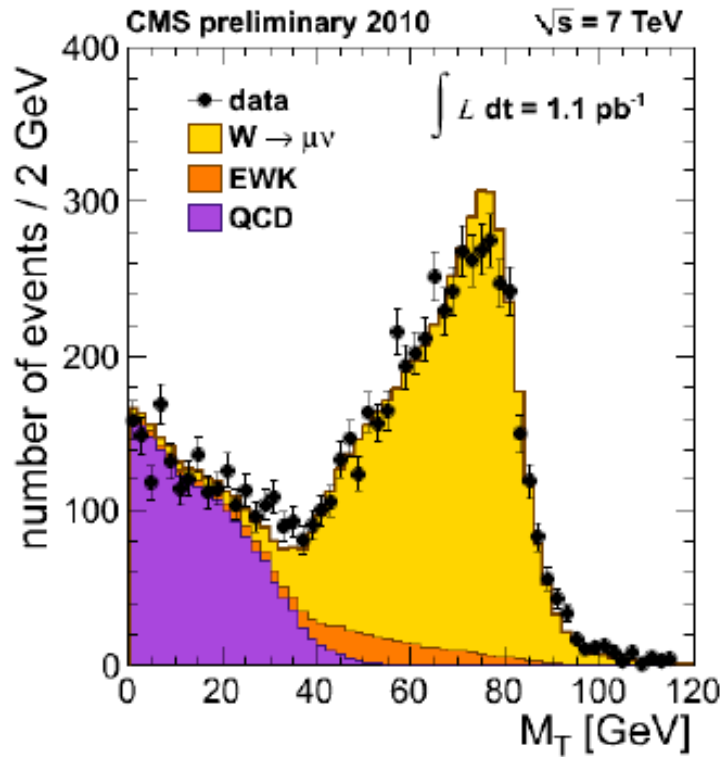
Soft radiation probed by di-jets angular decorrelation





“Tight muons”

- Tight muon: is “global” AND “tracker” muon, $\chi_{gl.trk}^2 < 10$, > 0 muon hits, > 1 matched muon segments, > 10 trk. Hits, > 0 pixel hits, $ip_{xy} < 2$ mm, $p_T > 3$ GeV
 - “tracker muon” : inside-out approach
 - “global muon”: outside-in approach+global fit

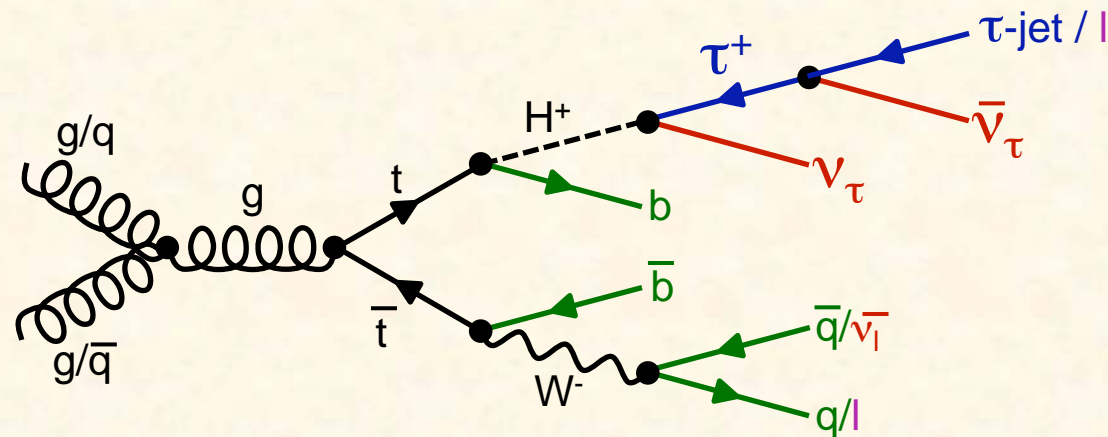


from min. bias trigger

used in $W \rightarrow \mu\nu$ and $t\bar{t}$ analyses

A. Nikitenko

To Physics of the Charged Higgs



What is important ??

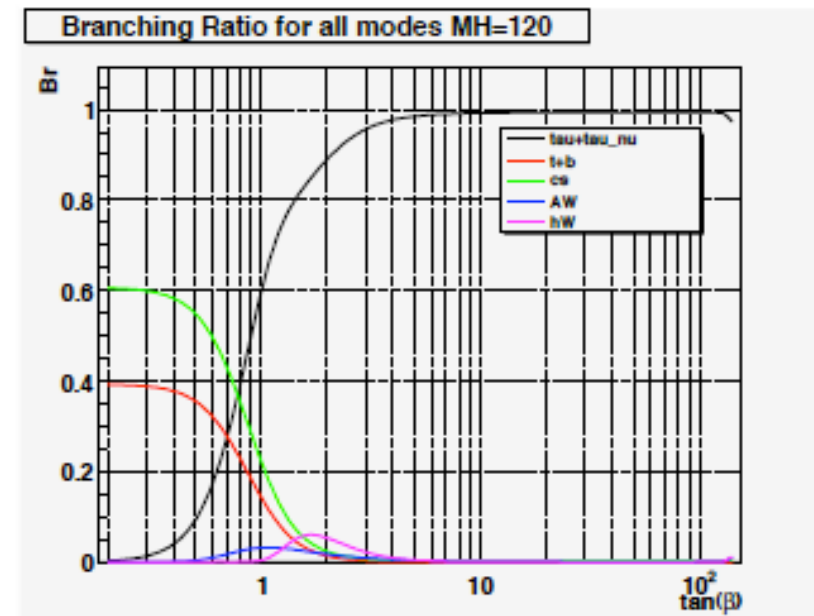
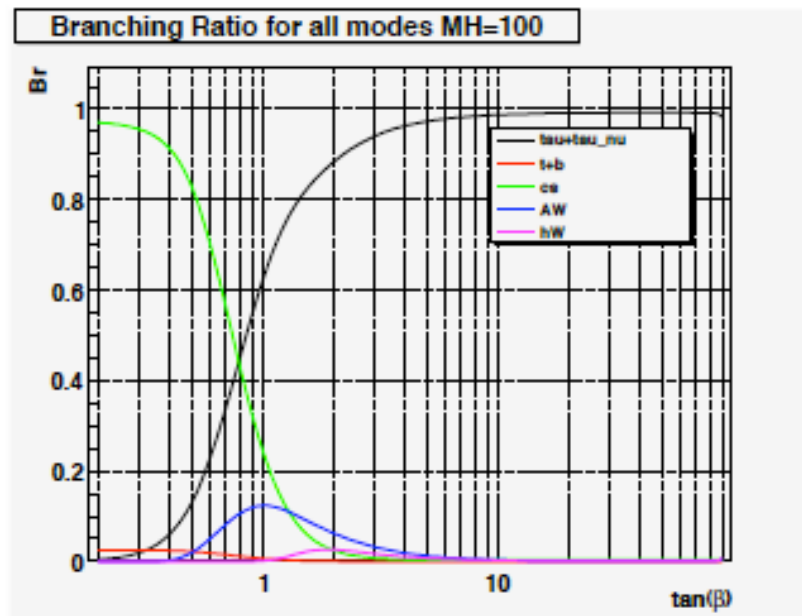
Everything !! **Taus, b-jets**, leptons, missing E_T , jets,.....

Tevatron Higgs Boson Searches

- Analysis are based on type 2 models

P. Gutierrez

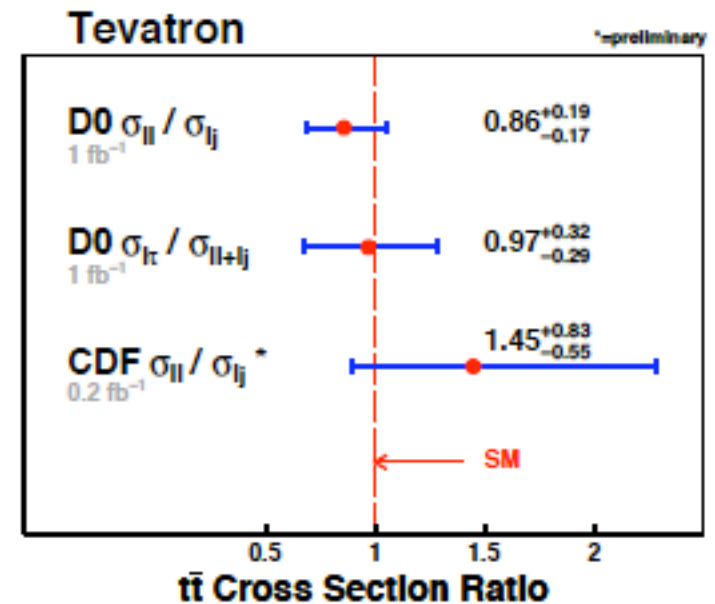
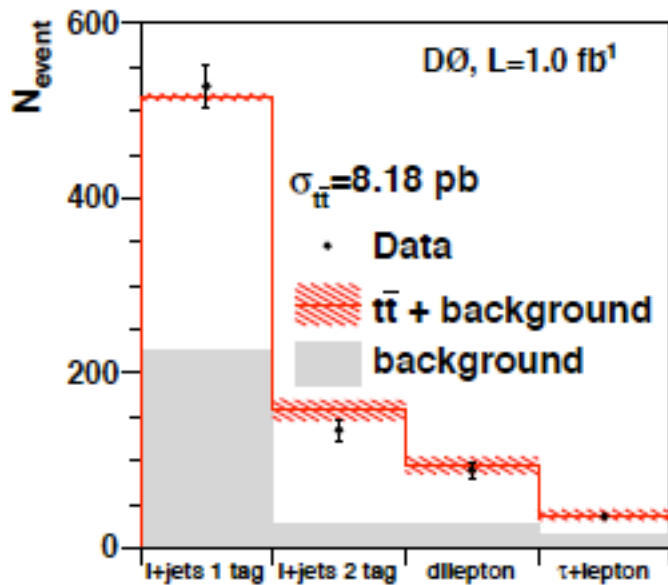
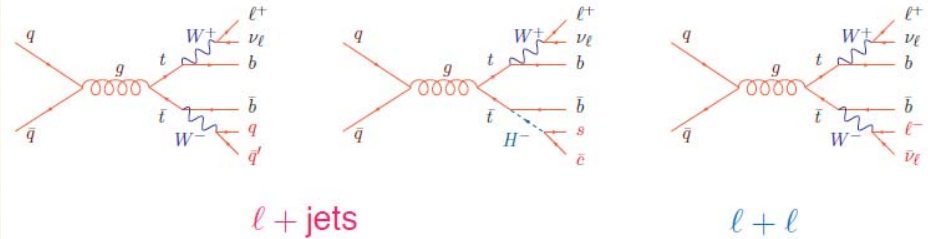
- Concentrate on $m_{H^\pm} < m_t + m_b$
- Search for: $H^\pm \rightarrow \tau\nu_\tau$ $H^\pm \rightarrow cs$ $H^\pm \rightarrow h^0 W^\pm$
 $H^\pm \rightarrow A^0 W^\pm$ $H^\pm \rightarrow t^* b \rightarrow W^\pm \bar{b} b$



Tevatron Higgs Boson Searches

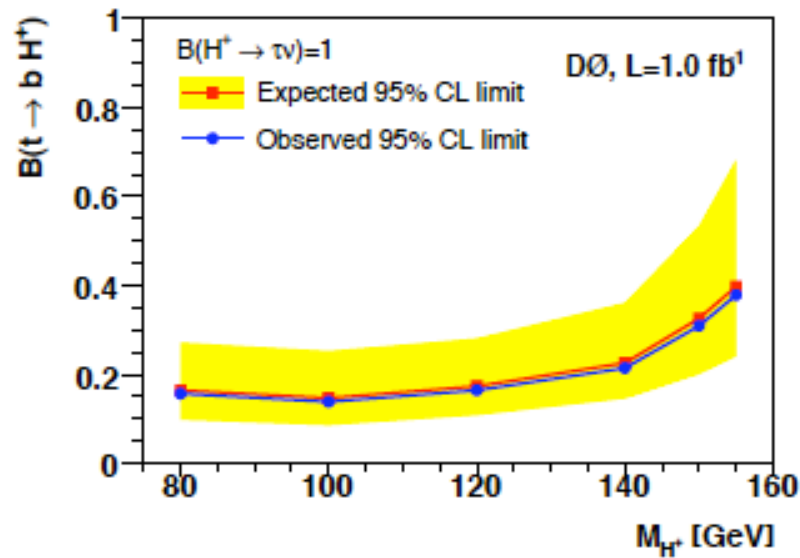
$$\sigma_{t\bar{t}}^{\text{exp}} = \frac{[\sigma_{t\bar{t}} \cdot \text{B}(t\bar{t} \rightarrow X)]_{\text{exp}}}{[\text{B}(t\bar{t} \rightarrow X)]_{\text{SM}}} = \sigma_{t\bar{t}} \cdot f_X$$

$$\sum_X \text{B}(t\bar{t} \rightarrow W^\pm b \rightarrow X) + \sum_X \text{B}(t\bar{t} \rightarrow H^\pm b \rightarrow X) = 1$$



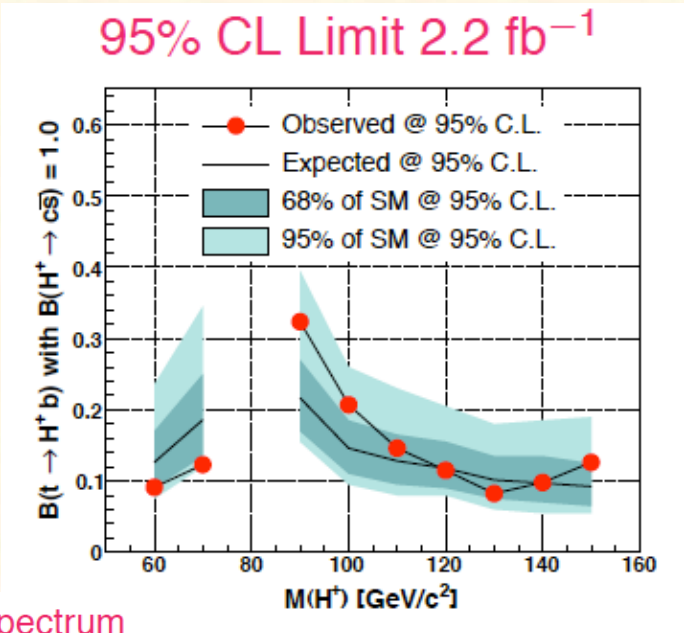
95% C.L. limits on branching ratios
from indirect searches ($t\bar{t}$ decays)

assuming $\text{BR}(H^+ \rightarrow \tau\nu) = 1$

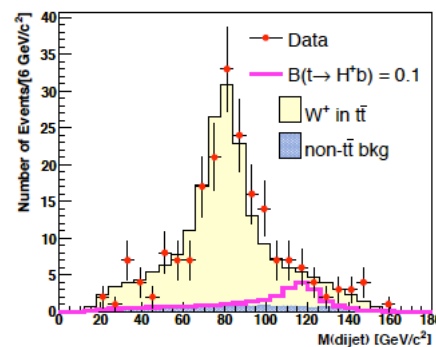


95% C.L. limits on branching ratios
from direct searches

assuming $\text{BR}(H^+ \rightarrow cs) = 1$

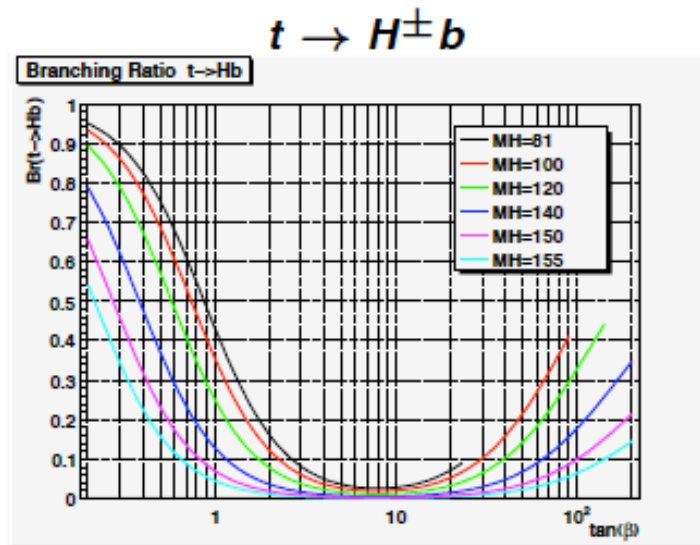


Dijet Mass Spectrum

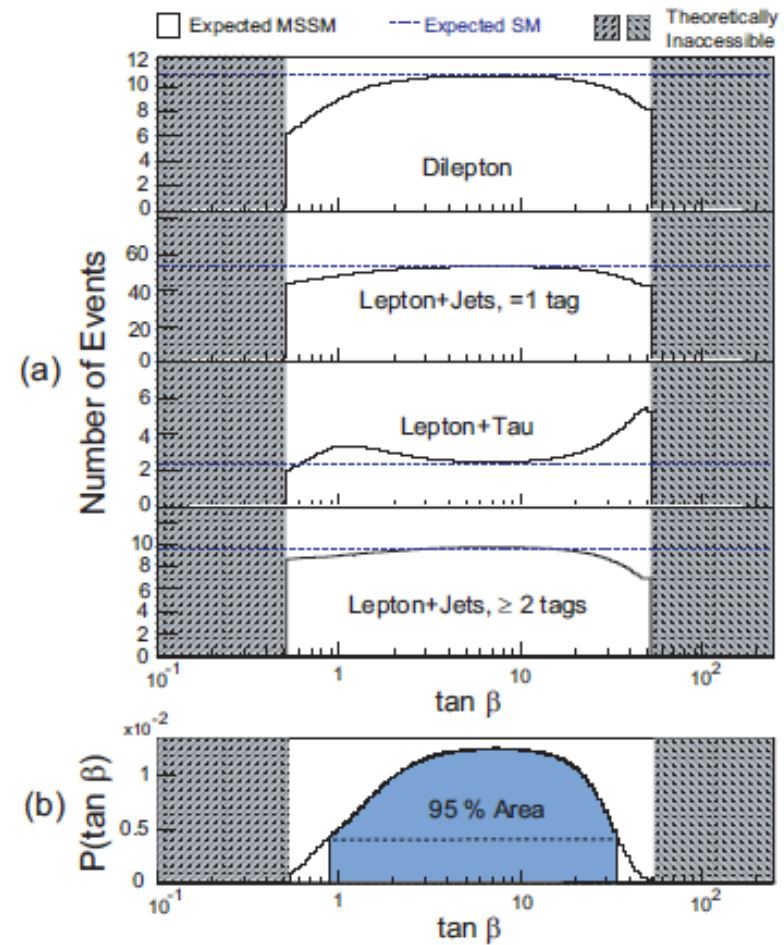


CDF MSSM

- $\int L dt = 193 \text{ pb}^{-1}$
- Covers full $\tan \beta$ range
- Expected number of events SM, MSSM (2HDM)
- Exclusion based on CPsuperH
- Bayesian limit

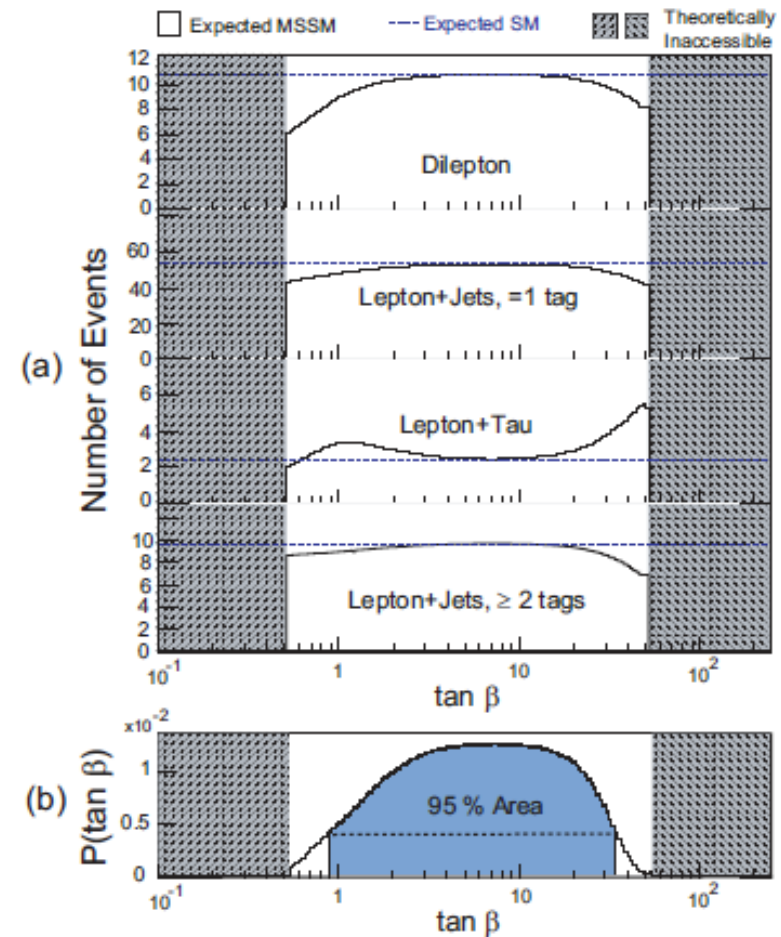
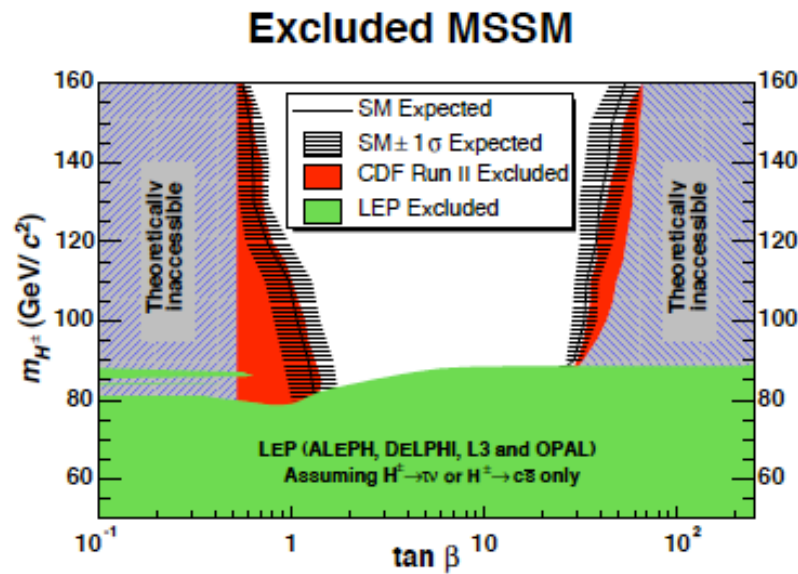


FeynHiggs



CDF MSSM

- $\int L dt = 193 \text{ pb}^{-1}$
- Covers full $\tan \beta$ range
- Expected number of events SM, MSSM (2HDM)
- Exclusion based on CPsuperH
- Bayesian limit



Updated LHC discovery potential for charged Higgs bosons

A. Ferrari

- Strategy has to be changed, according to LHC energy and luminosity expectations
- More attention now on the „low mass region“ $m_{H^+} < m_t - m_b$

$$\sqrt{s} = 7 \text{ TeV}, \quad L_{\text{int}} \approx 1 \text{ fb}^{-1}$$

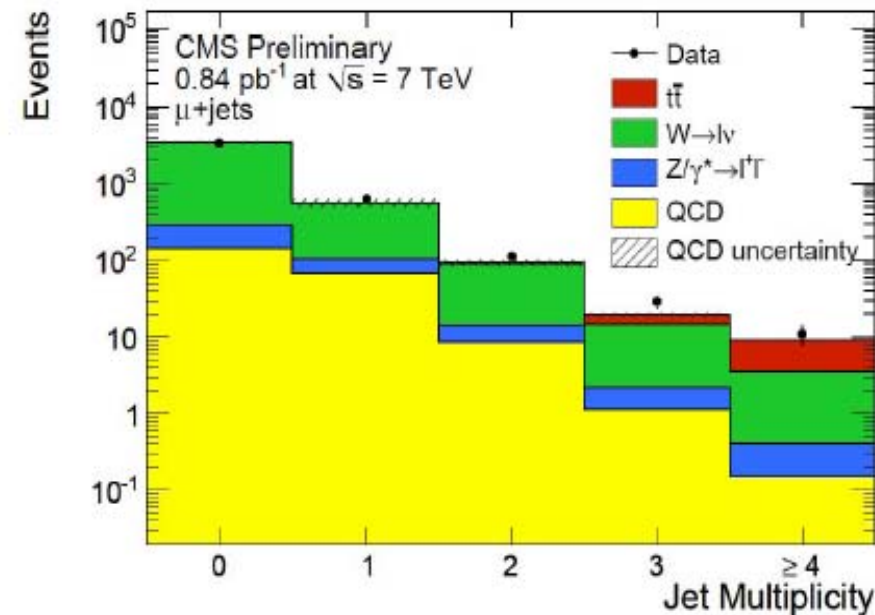
- In addition, high mass studies relevant for higher luminosity

$$\sqrt{s} = 14 \text{ TeV}, \quad L_{\text{int}} \approx 10\text{-}30 \text{ fb}^{-1}$$

Plans for search

- 1-10 pb^{-1} :
 - study tau fake rates in multi-jet samples
 - leptons/jets/MET
 - validate data-driven background methods
- 10-100 pb^{-1} :
 - estimate tau fake background
 - look for $t\bar{t}$ events with taus
- 100-1000 pb^{-1} :
 - set limits/find signal

M. Gallinaro



LHC discovery potential for charged Higgs bosons

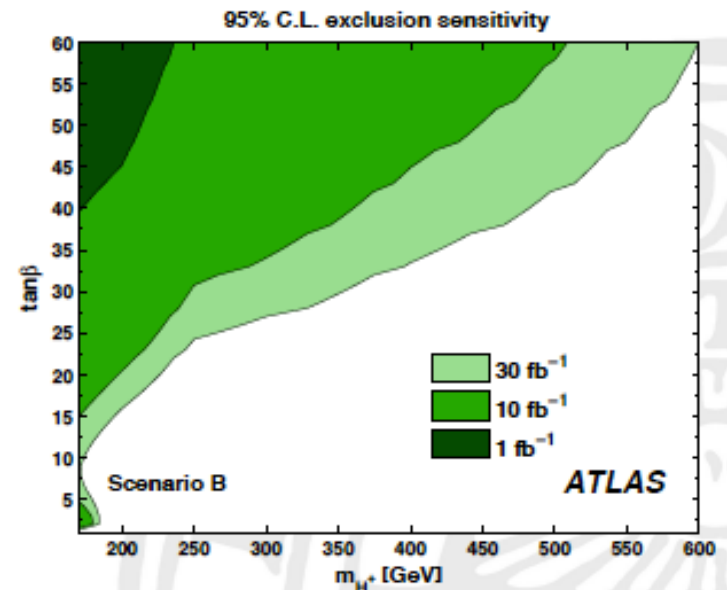
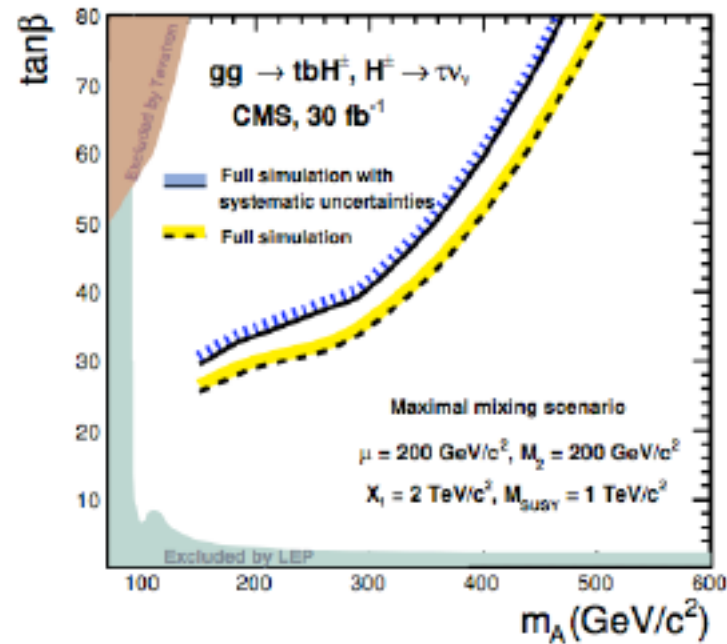
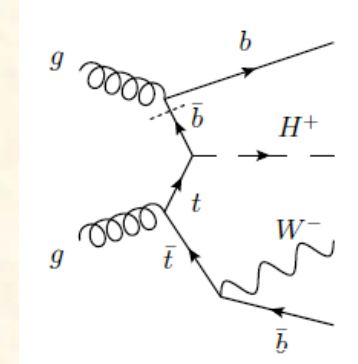
A. Ferrari
M. Gallinaro

ATLAS CSC studies, $\sqrt{s} = 14$ TeV

Two channels considered:

$gg/gb \rightarrow t(b) H^+ \rightarrow bqq(b) \tau_{had} \nu$

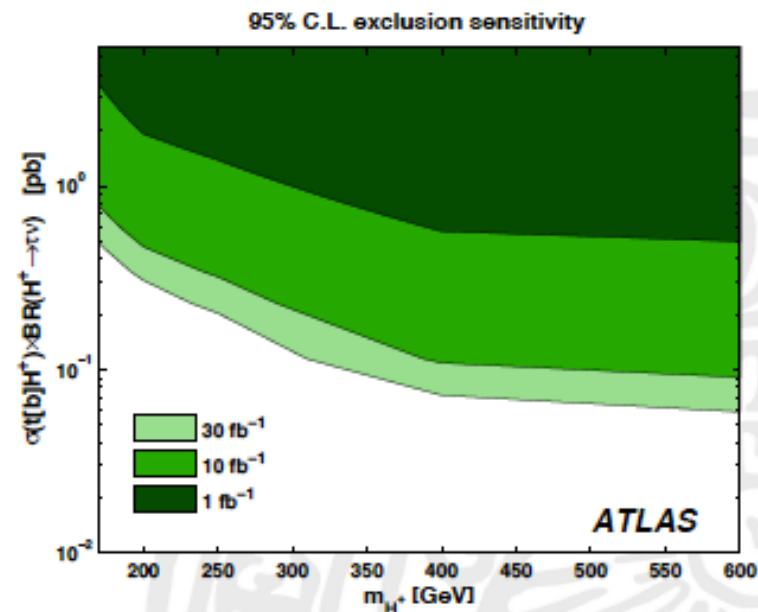
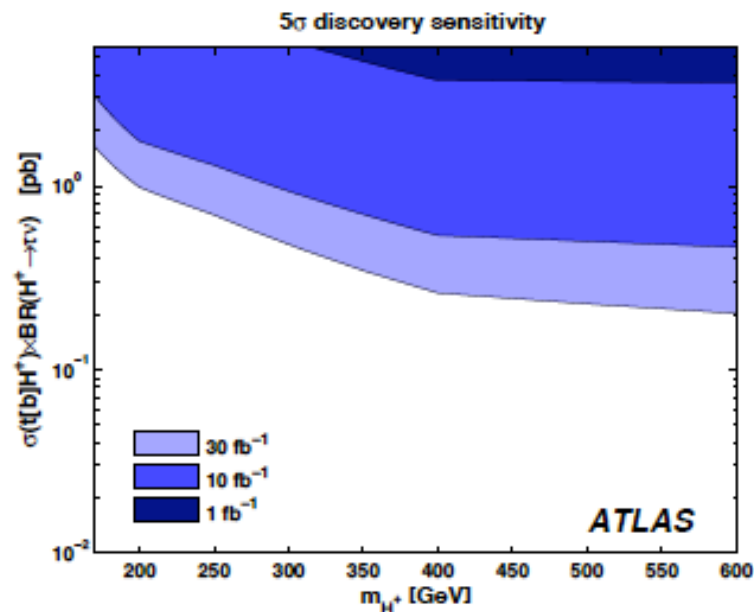
$gg/gb \rightarrow t(b) H^+ \rightarrow t(b) tb \rightarrow bl\nu(b) bqqb$



mhmax scenario, systematic uncertainties included

$H^+ \rightarrow tb$: contribution to H^+ sensitivity

No discovery or exclusion power was extracted for this channel on its own, but it contributes to the combined ATLAS sensitivity for charged Higgs bosons.



Model-independent contours, with systematic and statistical uncertainties.

LHC discovery potential for charged Higgs bosons

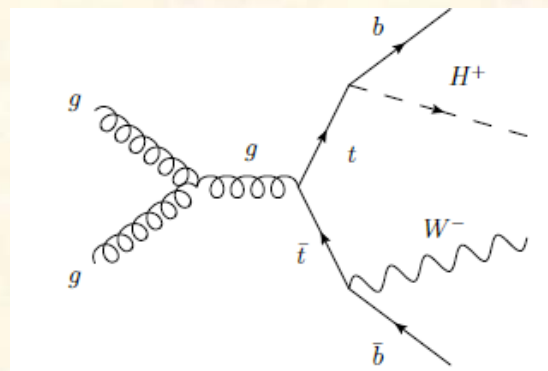
A. Ferrari

ATLAS / CMS Studies, $\sqrt{s} = 7$ TeV

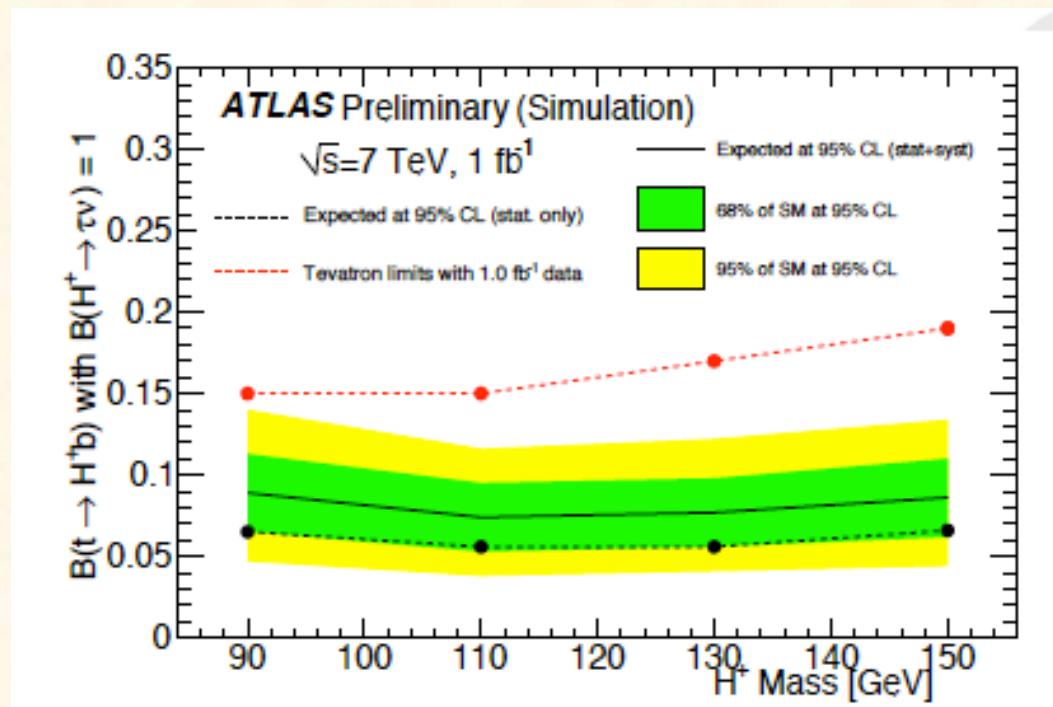
Two channels considered:

$tt \rightarrow bb W H^+ \rightarrow bb \ell \nu \tau_{lep} \nu$

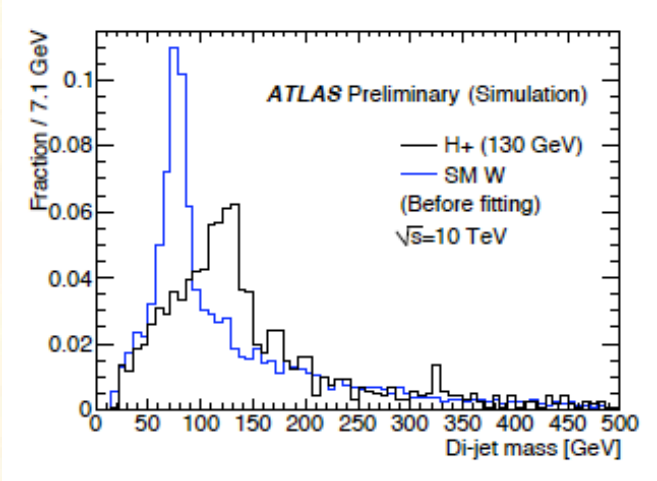
$tt \rightarrow bb W H^+ \rightarrow bb \ell \nu cs$



M. Klemetti

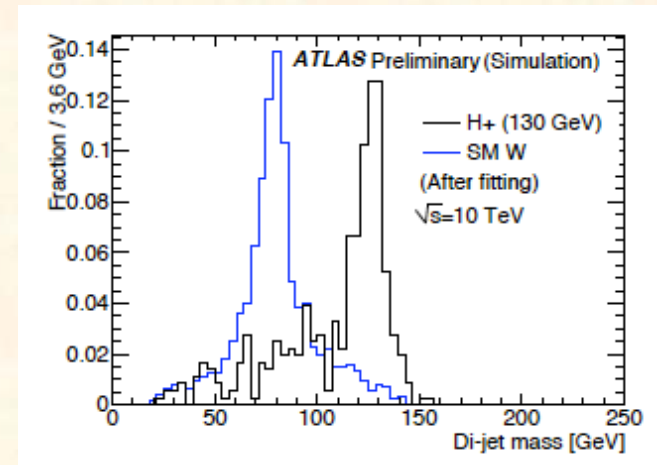


interesting approach to use
 kinematic fitting,
 generalized transverse mass



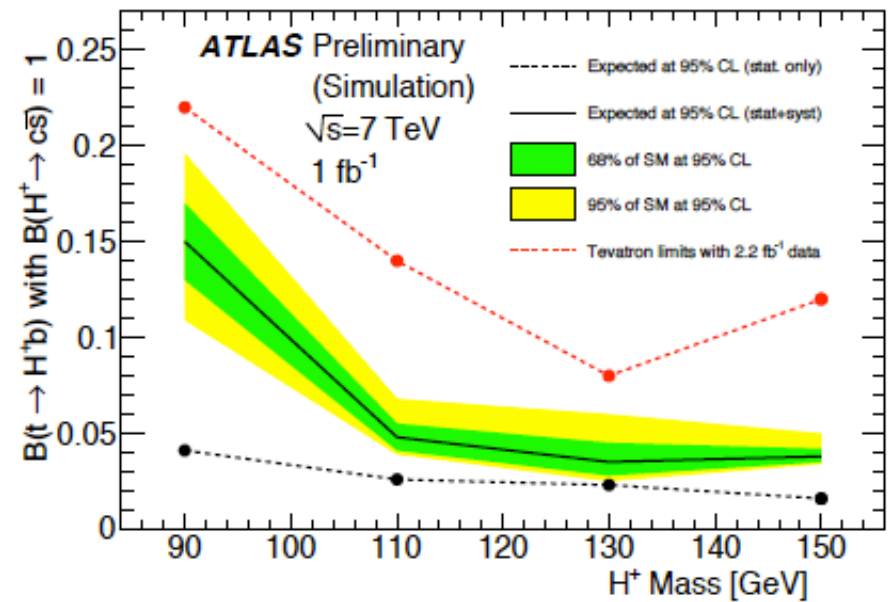
Hadronic mass spectrum,
difficult to separate
→ large improvements using kinematical fits

QCD backgrounds to be checked / addressed
with data



Better sensitivity expected
than at the Tevatron

$H^+ \rightarrow c\bar{s}$: upper limits on $B(t \rightarrow bH^+)$



Systematic effects are imported, detailed studies presented by ATLAS and CMS

S. Gentile

$\sqrt{s}=7 \text{ TeV}$ $L_{\text{int}}=1\text{fb}^{-1}$ $\mathcal{B}(t \rightarrow bH^+)$ at 95%CL

m_{H^+} (GeV)	$H^+ \rightarrow \tau^+ \nu$		$H^+ \rightarrow c\bar{s}$	
	Tevatron	ATLAS expected	Tevatron	ATLAS expected
90	15%	9% 6.5%	22%	15% 4.0%
110	15%	7% 5.6%	15%	5% 2.5%
130	17%	8% 5.6%	8%	3.4% 2.3%
150	19%	9% 6.6%	13%	3.7% 1.5%

$\mathcal{B}(H^+ \rightarrow \tau^+ \nu) = 1$ $\mathcal{B}(H^+ \rightarrow c\bar{s}) = 1$

- Systematic uncertainties may lead to a degradation of the limits by factors of 2-3
- However, data will help enormously to constrain some of these uncertainties

Systematic effects are imported, detailed studies presented by ATLAS and CMS



Summary



L. Wendland

• Cross-section uncertainties		
– $t\bar{t}$ cross-section	16 %	
– W/Z + jets cross-sections	100 %	estimate
– QCD multi-jet cross-sections	100 %	estimate
• Luminosity measurement	11 %	EWK-10-004
• Underlying event	10 %	QCD-10-010
• Electrons		
– reconstruction and identification efficiency	~3 %	ICHEP, 198 nb ⁻¹
– fake rate	~5 %	ICHEP, 78 nb ⁻¹
• Muons		
– reconstruction and identification efficiency	~3 %	EWK-10-002, 198 nb ⁻¹
– fake rate	negligible	MUO-10-002, 0.47 nb ⁻¹
• Electromagnetic calorimeter energy scale	0.9/2.2 %	EGM-10-003, 123 nb ⁻¹
• Jet energy scale	5-10 %	JME-10-003, 73 nb ⁻¹
• Missing E _T	~10 %	JME-10-004, 11.7 nb ⁻¹
• tau-jets energy scale	n.a.	to be determined
• tau-jet reconstruction and identification efficiency	~10 %	estimate
• jet → tau fake-rate	20-40 %	PFT-10-004, 8.4 nb ⁻¹
• b-tagging		
– b-tagging efficiency	19 %	BTV-10-001, 8 nb ⁻¹
– b-mistag rate	3-60 %	BTV-10-001, 12 nb ⁻¹
• Work ongoing on background measurements from data		

Where do we stand today ?

The important issues are:

1. Tau Identification
2. $Z \rightarrow \tau\tau$ is an important milestone
3. b-tagging, missing E_T
4. Understanding of the backgrounds
 - W + jets
 - tt
 - QCD

M. Kortelmainen

A. Attikis

F. Terrade

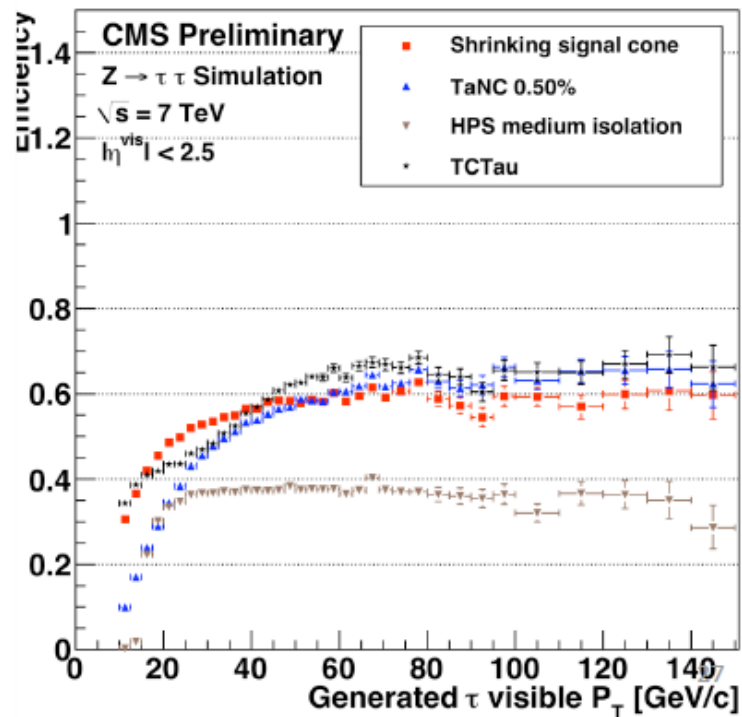
M. Flechl



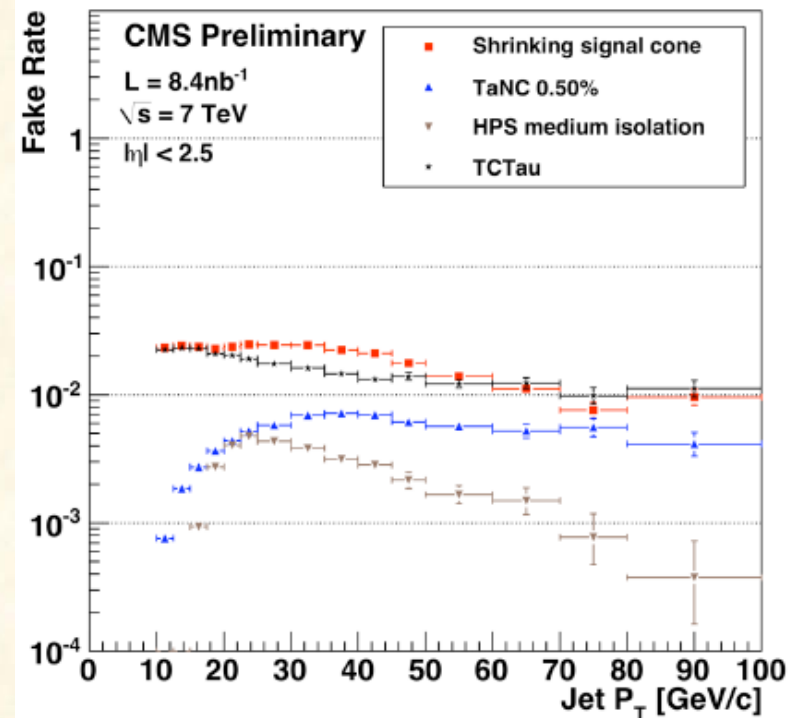
Tau ID and fake rates (CMS)

A. Nikitenko

τ_{had} efficiency: Monte-Carlo



Jet $\rightarrow \tau_{\text{had}}$ fake rate: data



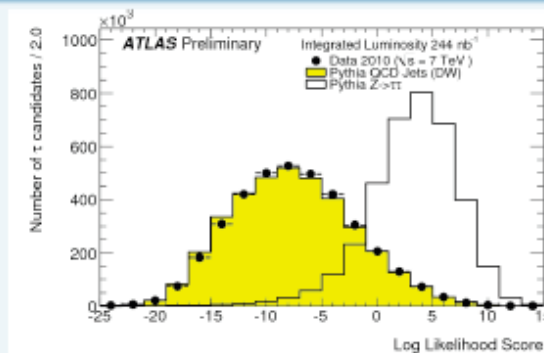
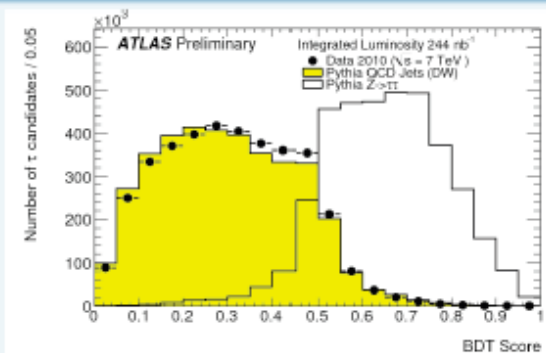


Tau ID and fake rates (ATLAS)

Y. Coadou

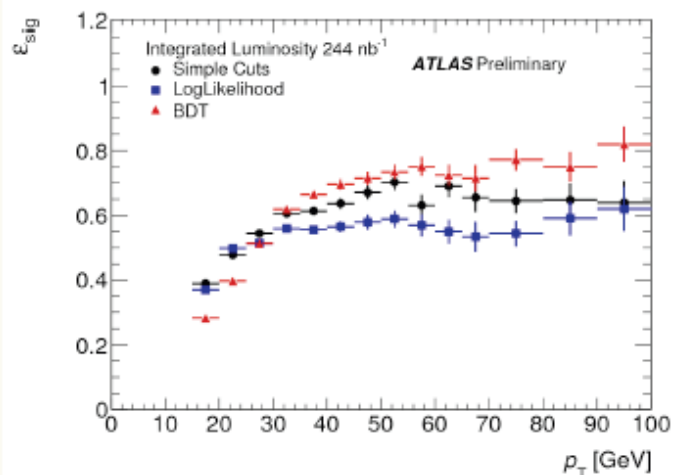
Discriminant output

- Boosted decision trees (BDT) use all seven variables
- Log likelihood (LL) excludes core energy fraction (correlations)

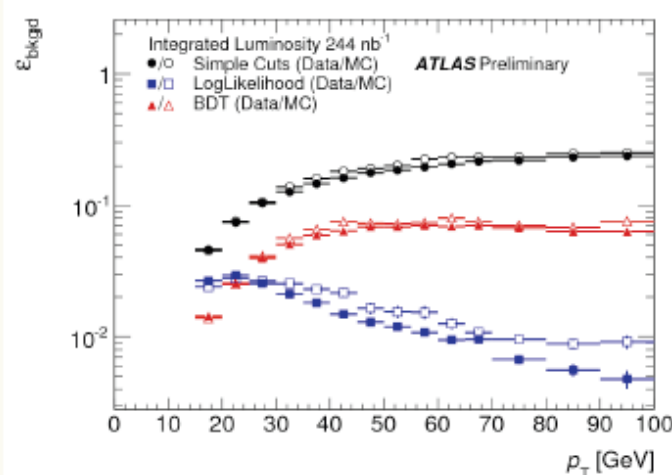


- Output well described by MC, quite discriminating

Signal efficiency ($Z \rightarrow \tau\tau$ MC)



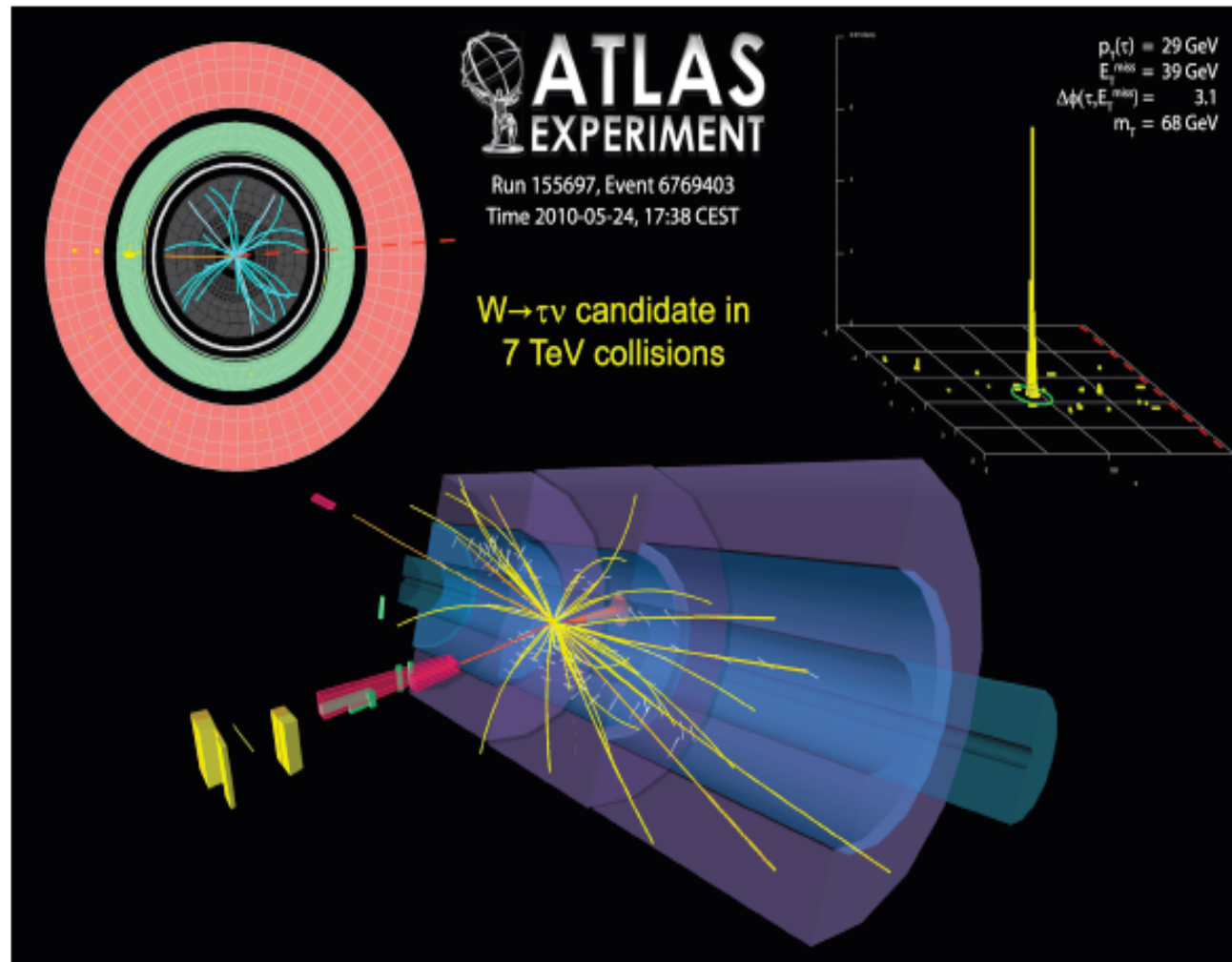
Background efficiency (medium)



Performance of ATLAS and CMS comparable for the best methods (log likelihood, ...)

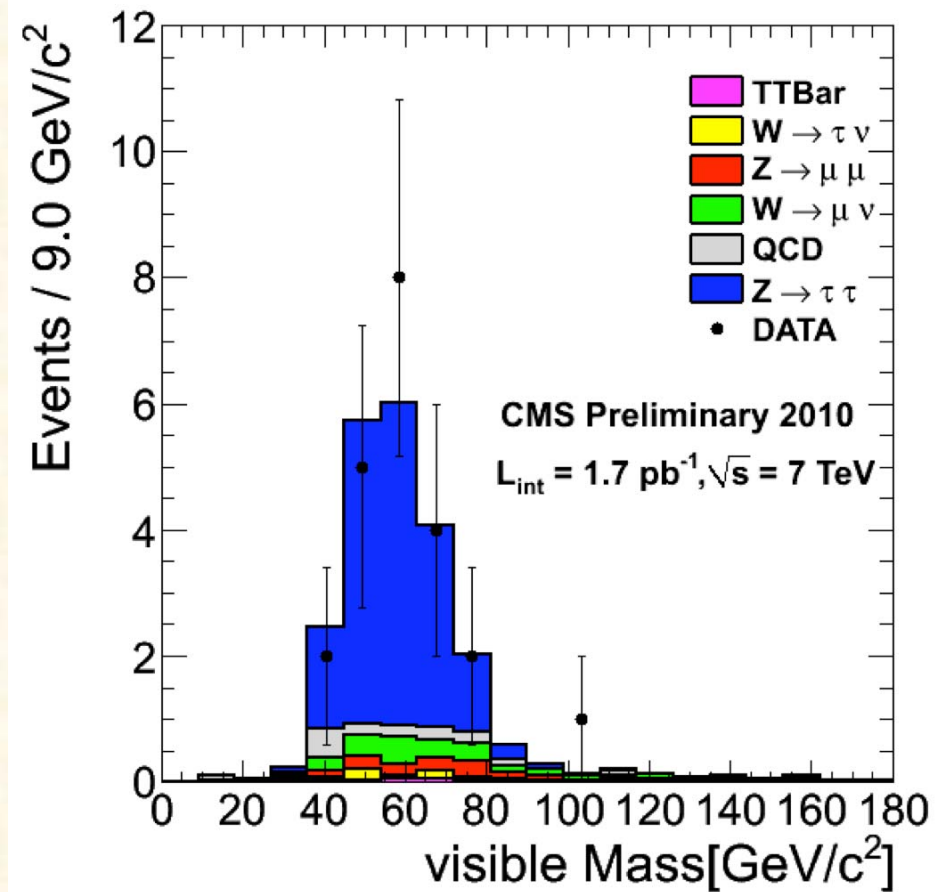
First $W \rightarrow \tau\nu$ candidate observed in ATLAS

- Hadronically decaying tau (1-prong), $p_T = 29$ GeV, $\cancel{E}_T = 39$ GeV, $\Delta\phi(\tau, \cancel{E}_T) = 3.1$, transverse mass $m_T = 68$ GeV





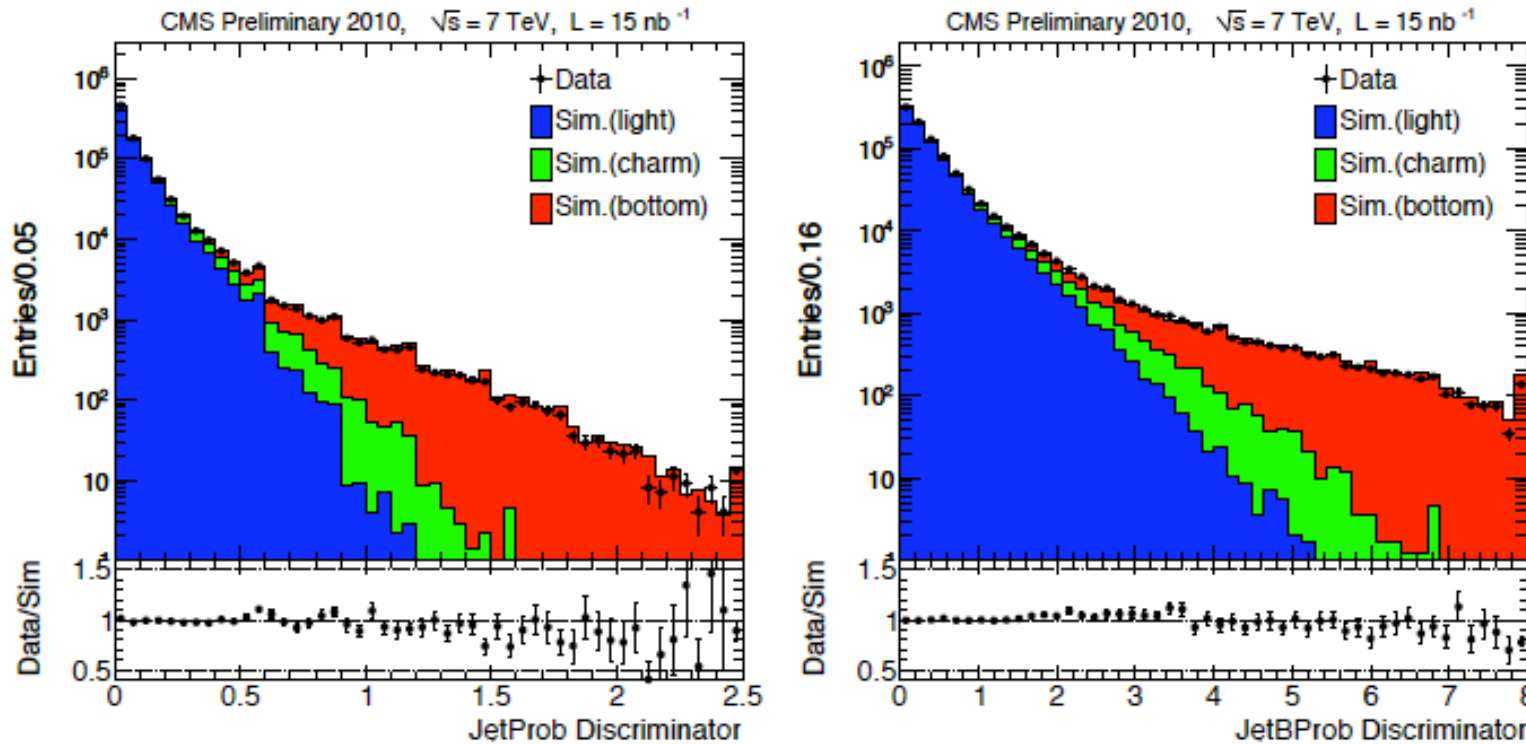
$Z \rightarrow \tau\tau$ on the horizon



.... an important benchmark towards charged Higgs physics

b-tagging

J. Komaragiri



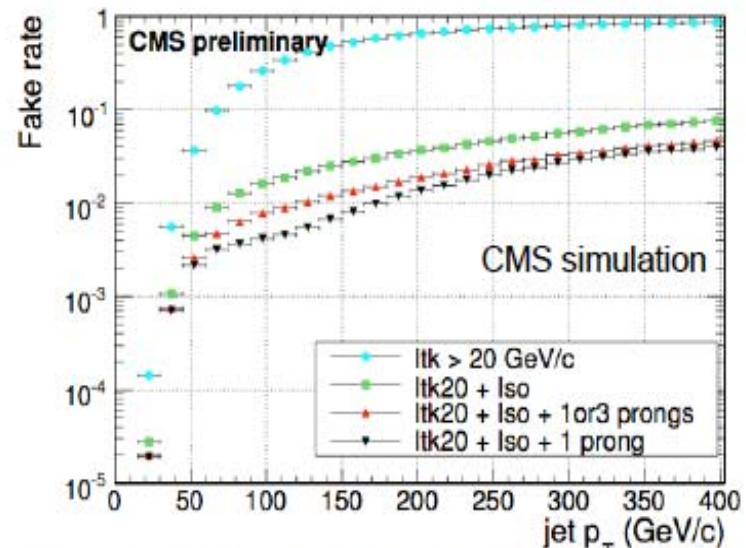
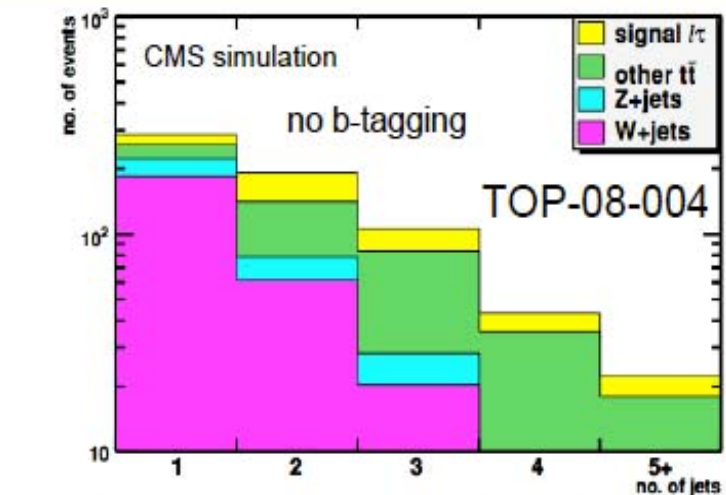
- Very good agreement between data and Monte Carlo
- Good performance, given that we are at that early stage of data taking
- Efficiencies and mistag rates already estimated from data

QCD background

- Jets may “fake” hadronic tau decays
 - from ‘W+jets’ and from ‘ $t\bar{t}$ →l+jets’
- It is a large background
- Estimate background from data
 - inclusive jet pT distribution
 - jet identified as a tau
 - estimate “fake” probability from ratio
- Apply to W+≥3 jet distribution
- Estimates within 10-15% of expectations

Early data:

- look at low/high pT tracks
- Tau ID/PF
- validate bkg studies (fake rates, etc)

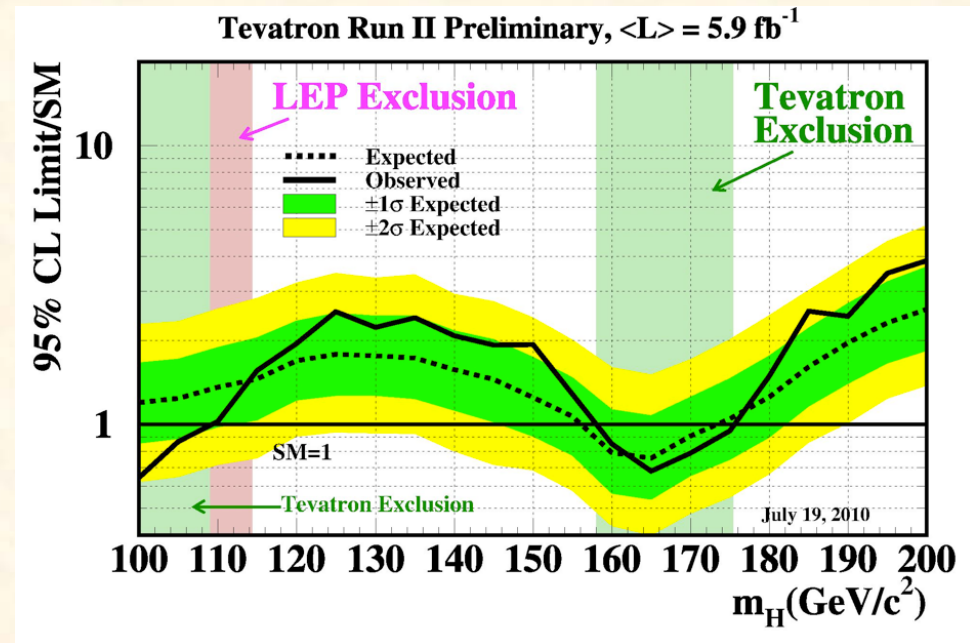


Summary on Charged Higgs potential in 2010/11

- Direct / indirect charged Higgs boson limits so far from Tevatron and B-factories
- LHC enters the game now...
- First data used to study the performance of the detectors
Look very promising (both ATLAS and CMS)
- Search for low mass charged Higgs boson looks promising with present tools and detector performance
- Present studies indicate that existing limits on branching ratios from the Tevatron can be superseded
-however, still challenges ahead of us
(understanding of the backgrounds, but also there, a lot of activity is going on...)

LHC vs. Tevatron

- Tevatron has reached sensitivity to SM Higgs bosons



- Tevatron does / will add complementary information on the $H \rightarrow bb$ decay mode which is difficult –and not for the early days- at the LHC.
- However, present sensitivity studies in low mass region assume improvements on the analysis
- **On Charged Higgs:** so far only a small fraction of the data analyzed; Factor four in Branching ratio sensitivity...can be reached with 17 fb^{-1}
- LHC is very competitive ! already with 1 fb^{-1}
→ concentrate on the New LHC Data (Monte Carlo scan times are over)

.....

...and help theorists to
find the right model



Conclusions (cont.)

From 2006
summary

Uppsala is a nice place to be, looking forward to forthcoming workshops



Possible Roadmap:

- 2008: work on tooling (tau, btags, methods to get efficiencies from first data)
- 2010: first results from data
- 2012: I hope that we know whether a Charged Higgs exists or not

regardless of the outcome: we could continue to get lectures on how to drink the "Uppsala Schnaps"

A big Thanks to the Organizers (Tord, Johan,) for the perfect organization