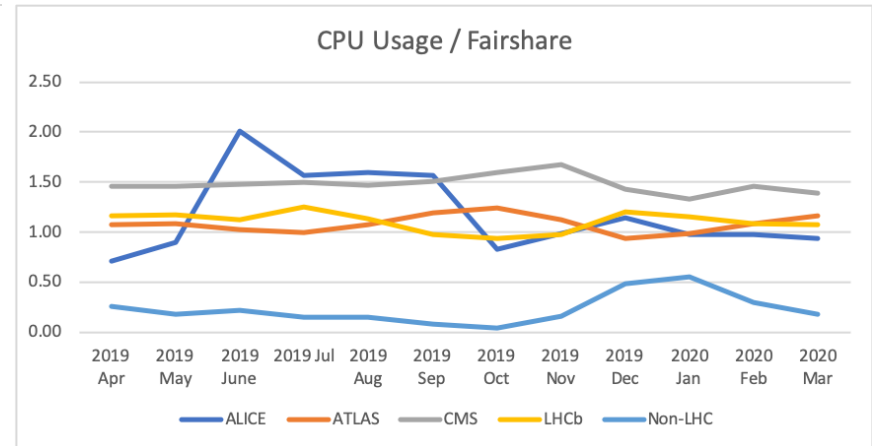
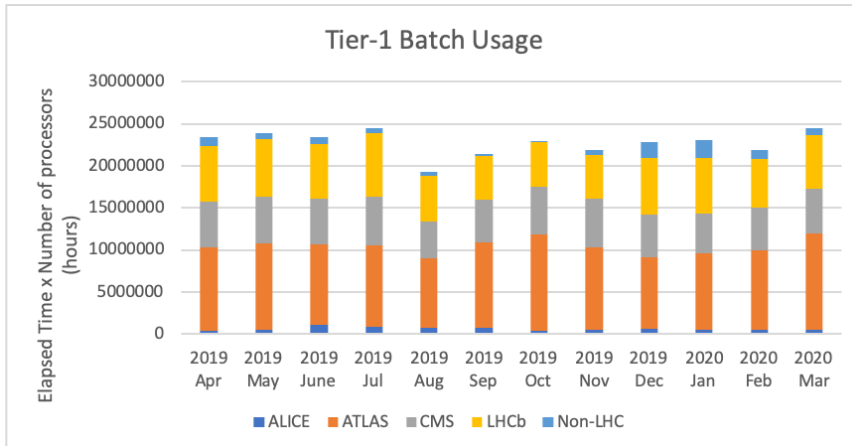


# Experiment Resource Usage

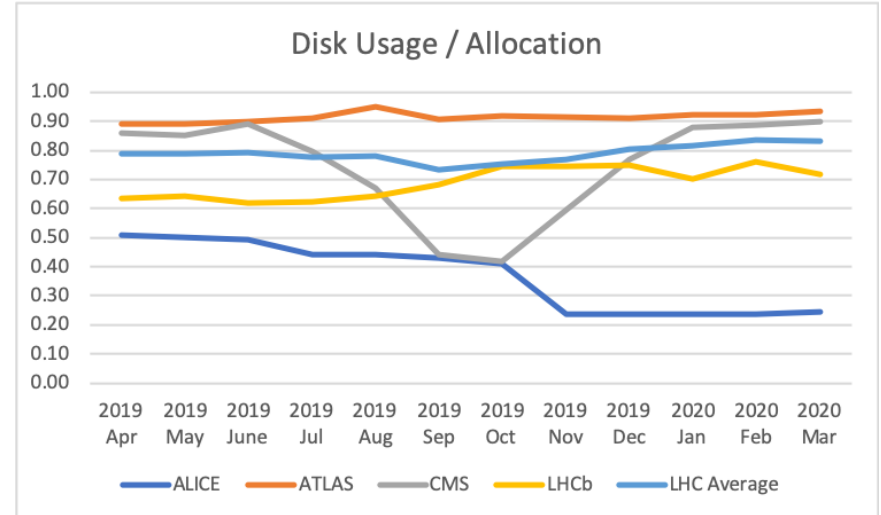
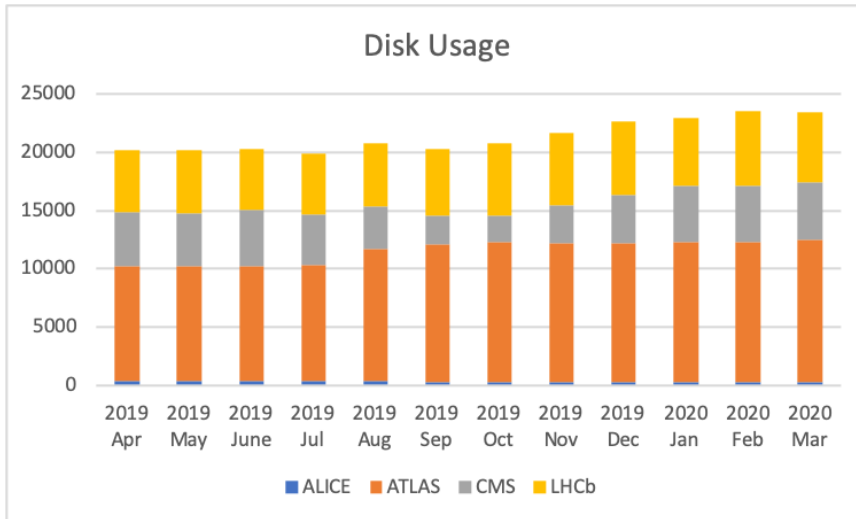
# CPU usage



	2019 Apr	2019 May	2019 June	2019 Jul	2019 Aug	2019 Sep	2019 Oct	2019 Nov	2019 Dec	2020 Jan	2020 Feb	2020 Mar
ALICE	364,531	473,581	1,040,067	849,747	678,849	740,635	417,637	476,932	577,619	495,849	470,636	507,078
ATLAS	9,993,993	10,348,316	9,646,875	9,698,040	8,278,950	10,194,617	11,389,927	9,820,257	8,511,746	9,045,135	9,504,706	11,405,682
CMS	5,335,180	5,459,048	5,432,269	5,762,546	4,439,334	5,063,490	5,745,714	5,745,714	5,098,194	4,801,756	5,010,961	5,340,933
LHCb	6,661,725	6,909,651	6,471,373	7,548,786	5,383,885	5,168,849	5,260,817	5,260,817	6,733,941	6,561,059	5,858,582	6,453,564
Non-LHC	1,008,495	700,898	844,067	621,407	479,541	290,891	152,487	579,032	1,854,256	2,155,979	1,078,407	731,979
Total	23,363,924	23,891,493	23,434,651	24,480,527	19,260,558	21,458,483	22,966,582	21,882,752	22,775,755	23,059,778	21,923,292	24,439,236



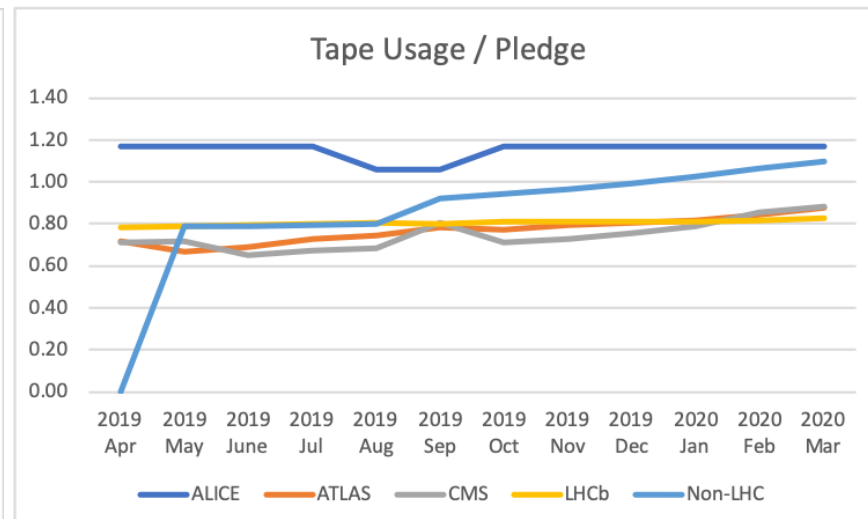
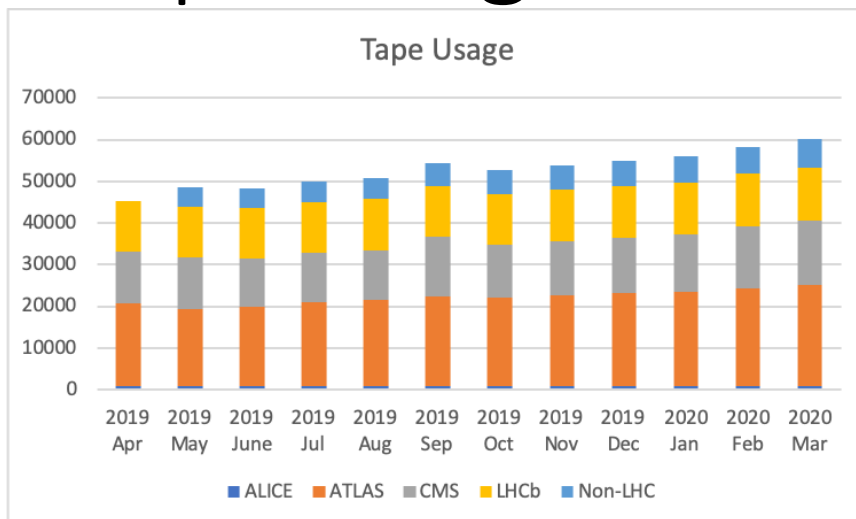
# Disk usage



Usage	2019 Apr	2019 May	2019 June	2019 Jul	2019 Aug	2019 Sep	2019 Oct	2019 Nov	2019 Dec	2020 Jan	2020 Feb	2020 Mar
ALICE	384	379	374	336	336	327	311	314	314	314	314	322
ATLAS	9800	9800	9875	10000	11390	11800	11940	11900	11877	12,000	12,000	12,170
CMS	4675	4620	4846	4327	3641	2400	2270	3229	4178	4,774	4,814	4,890
LHCb	5298	5368	5165	5213	5375	5700	6250	6237	6281	5,859	6,351	6,020
Total	20157	20167	20260	19876	20742	20227	20771	21680	22650	22947	23479	23402

- ALICE have migrated to Echo and have been given next years pledge early. Slowly ramping up usage.
- CMS usage returning after accidental draining earlier in year.
- Accurate Dune accounting from April 2020 (Current usage 929TB).

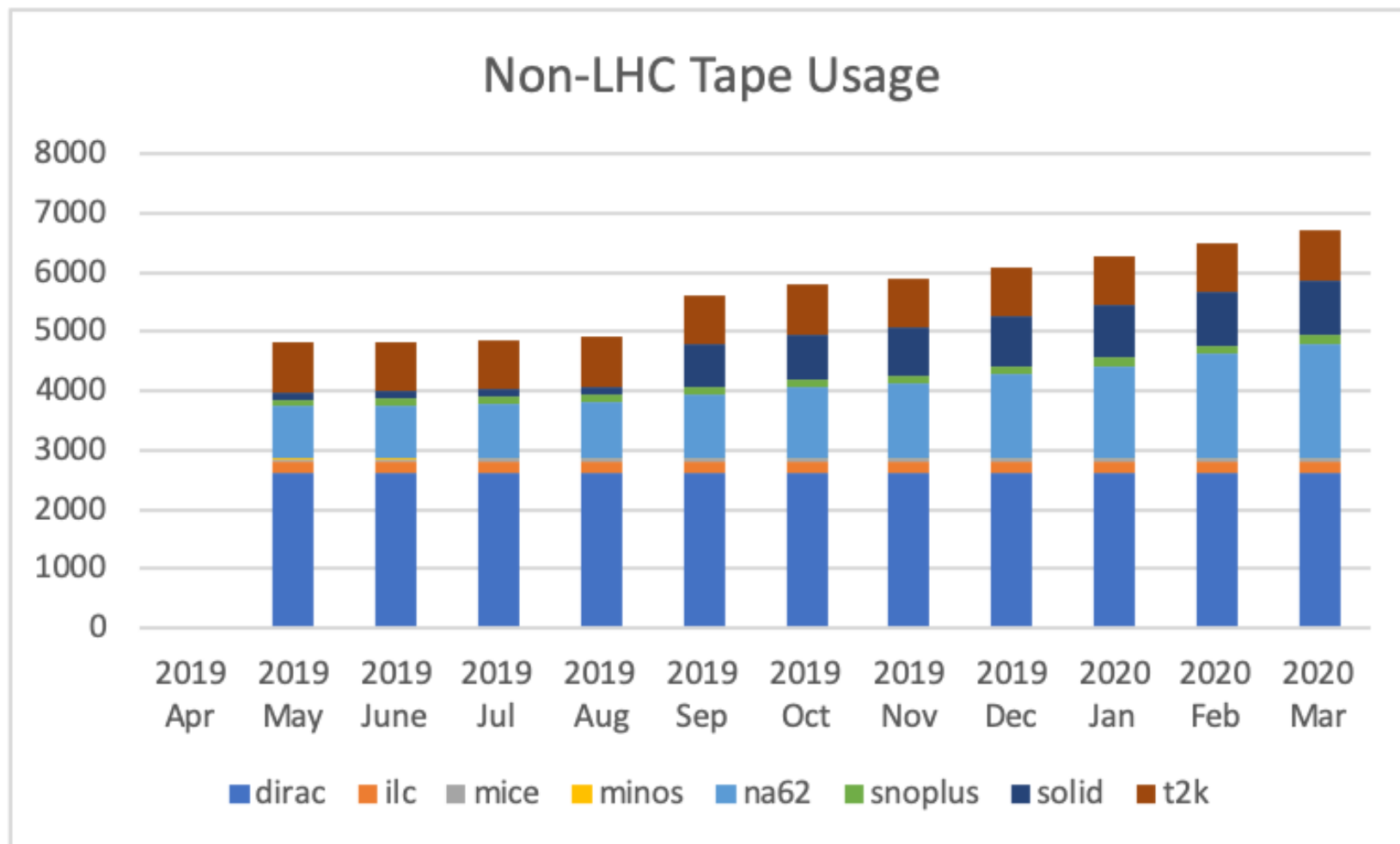
# Tape usage



Usage	2019 Apr	2019 May	2019 June	2019 Jul	2019 Aug	2019 Sep	2019 Oct	2019 Nov	2019 Dec	2020 Jan	2020 Feb	2020 Mar
ALICE	882	882	882	882	798	798	882	882	882	882	882	882
ATLAS	19,785	18,375	19,090	20,046	20,634	21,638	21,361	21,899	22,257	22,550	23,347	24,235
CMS	12,491	12,585	11,475	11,860	12,008	14,181	12,477	12,779	13,258	13,911	15,066	15,537
LHCb	11,999	12,011	12,134	12,226	12,310	12,232	12,340	12,365	12,383	12,391	12,499	12,669
Non-LHC	0	4,815	4,837	4,866	4,911	5,629	5,791	5,908	6,088	6,280	6,509	6,714
Total	45157	48668	48418	49880	50661	54478	52851	53833	54868	56014	58303	60037

- No data for non-LHC experiments in April 2019

# Non-LHC Tape usage



# Tape packing efficiency

Experiment	Space Used	Tapes used	Ratio
atlasTape	24816	25778	0.963
cmsTape	15923	17987	0.885
lhcbRawRdst	12709	12661	1.004
diracTape	2605	2362	1.103
na62Tape	1915	1872	1.023
solidTape	935	601	1.556
aliceTape	882	798	1.105
t2kTape	836	944	0.886
ilcTape	216	326	0.663
snoplusTape	151	163	0.926
miceTape	44	146	0.301
minosTape	12	17	0.706
Total	61044	63655	0.959