



# CS3 community summary – animated CS3map for continuous site report surveys

ETH zürich



# Request for site survey December 2020

25-29 January 2021  
Europe/Zurich timezone

- Overview
- Programme
- Timetable
- Call for Abstracts
- Surveys
- Videoconference Rooms

### Survey

Site Reports

#### Site Report Survey

Please fill your site info for our "site report survey summary".

#### Overview

Your name and email \*

Institution/Company \*

Instance name of your on-premise sync&share service

## 17 answers received from:

- Deutsches Elektronen-Synchrotron DESY
- PSNC - Poznan Supercomputing and Networking Center
- SURF
- AARNet
- CERN
- Johannes Gutenberg-Universität Mainz
- CSC IT Center for Science Ltd (non-profit)
- Forschungszentrum Jülich GmbH
- The Institute of High Energy Physics of the Chinese Academy of Sciences
- Helmholtz-Zentrum Berlin
- CNRS
- SWITCH
- CESNET
- Elettra Sincrotrone Trieste
- ETH Zurich
- Ludwig Maximilians Universität München, Fakultät für Physik
- Max Planck Computing and Data Facility (MPCDF)

**Thank you for your contribution!**

# Vendors



# Service role

## G. Other roles, use-cases and comments

- *“We offer this as a sync-and-share solution to educational and research institutes in the Netherlands. They are using it for whatever purpose they want.”*
- *“collaborative editing of Office files”*

### Role of this service in your organization

Answered: 17

A. Administration workflows and processes (document handling, process support,...): 9 (12.50%)

B. General project collaboration (sharing of project data and documents in technical and engineering context): 15 (20.83%)

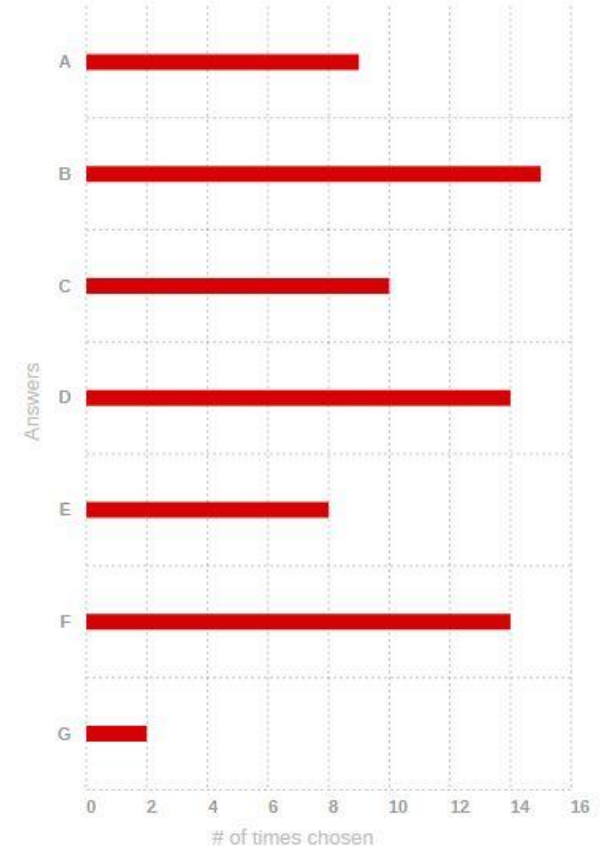
C. Data workflows (collection, access and sharing of datasets or files considered as "data" independently of their type): 10 (13.89%)

D. Research collaboration (sharing code, data and other files; integrated access to software, computing, analytics and similar resources): 14 (19.44%)

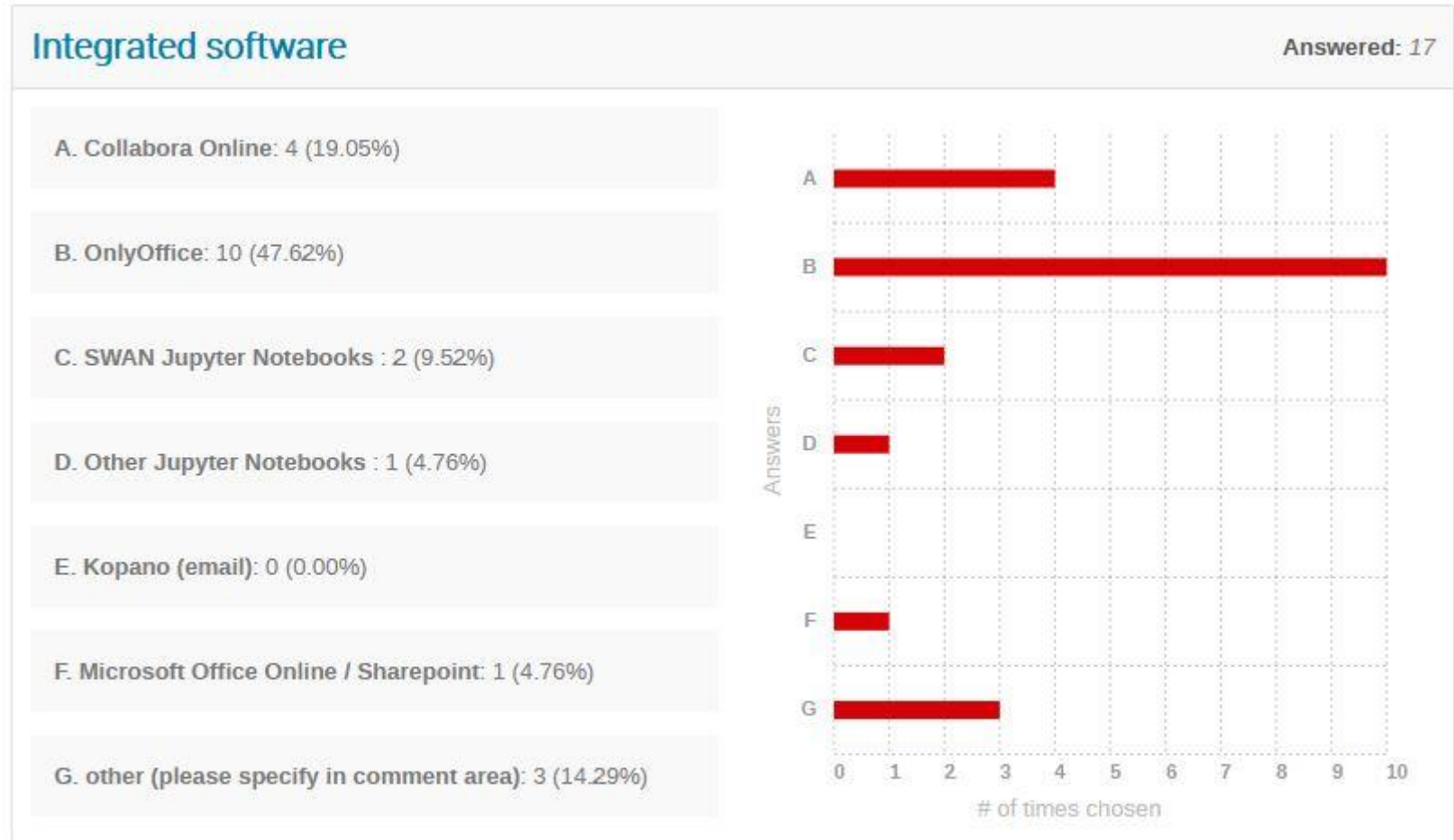
E. Education and outreach use-cases: 8 (11.11%)

F. Sharing and collaborating outside of organization and across other organizations: 14 (19.44%)

G. other (please specify below): 2 (2.78%)

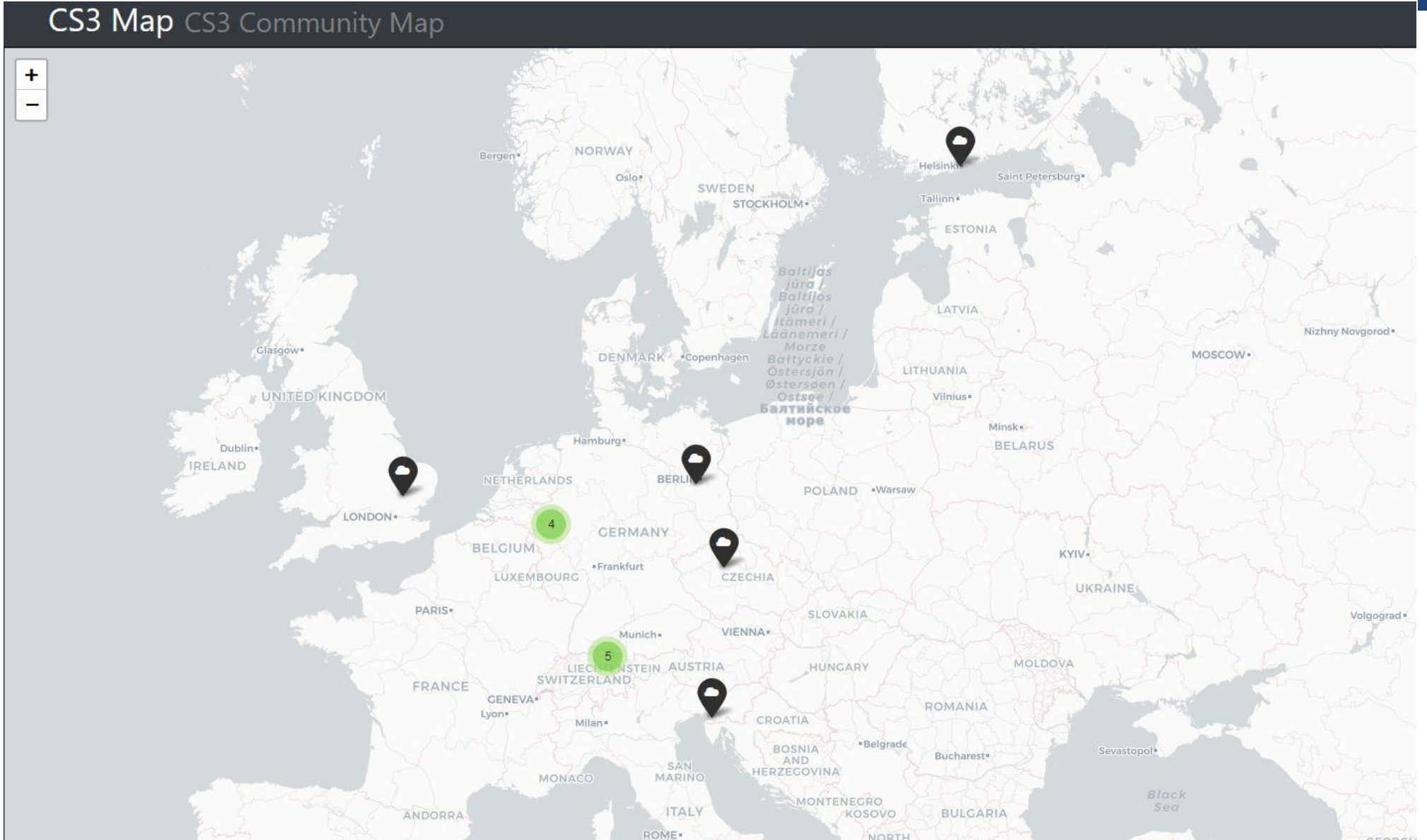


# Collaboration Software



<https://cs3map.ethz.ch>

feedbacks are welcome



# Summary

- Installations since 2013 are reported
- Installations from more than 500 users up to 100k users are running
- 450k user accounts have been reported within the CS3 community – average account size of nearly 25k users is reported!
- The average quota size is about 240 GB using an average of about 1.2 PB increasing about 40% in average and sharing 250 k shares
- 16 PB used sync and share storage within the CS3 community
- **PLEASE PARTICIPATE: <https://cs3map.ethz.ch>**



Now the site reports will follow.  
Thank you for your attention.

