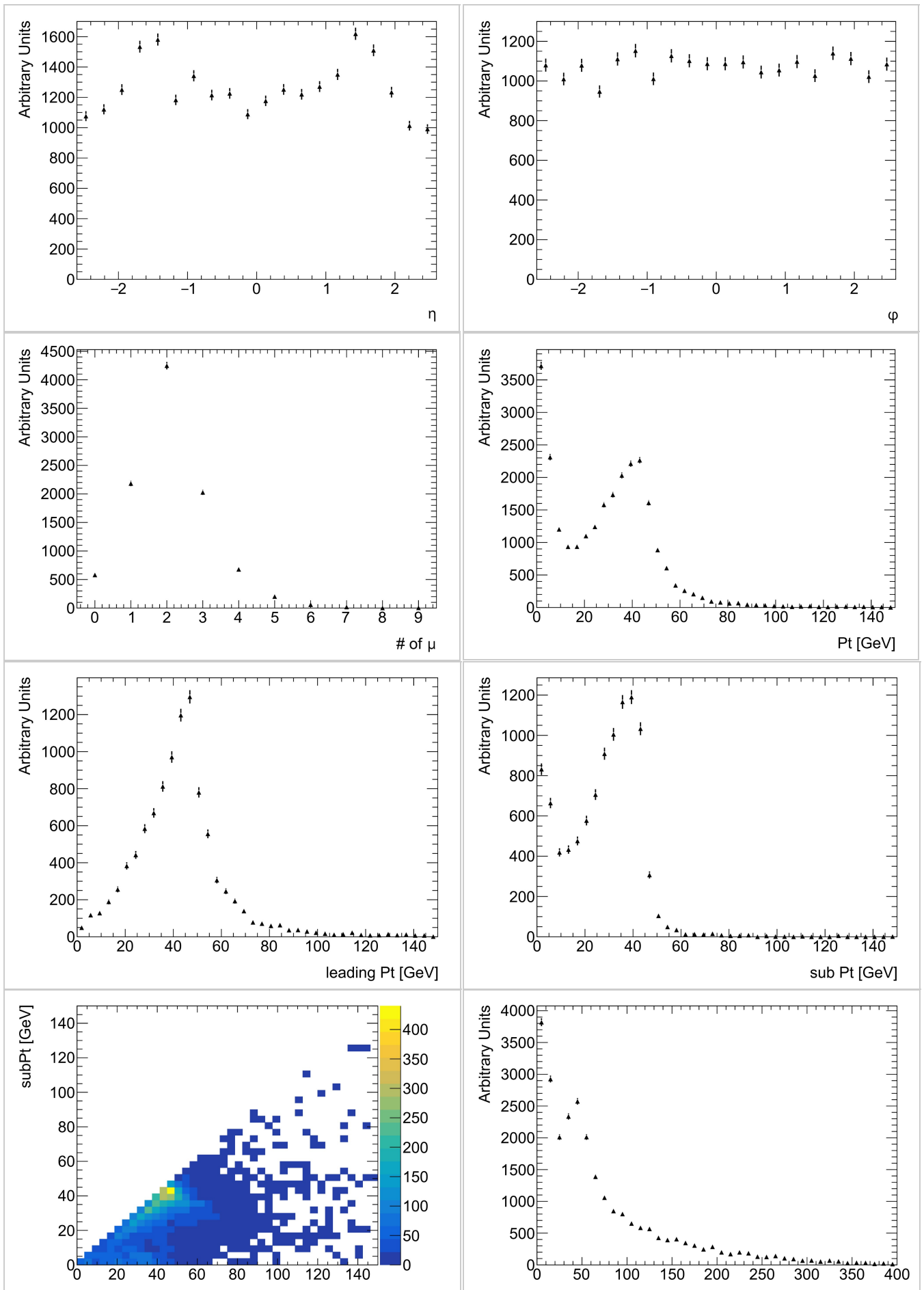
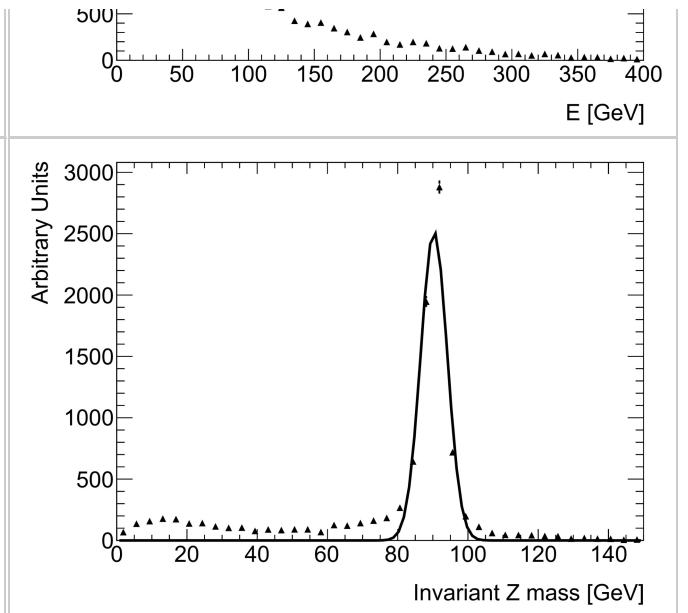
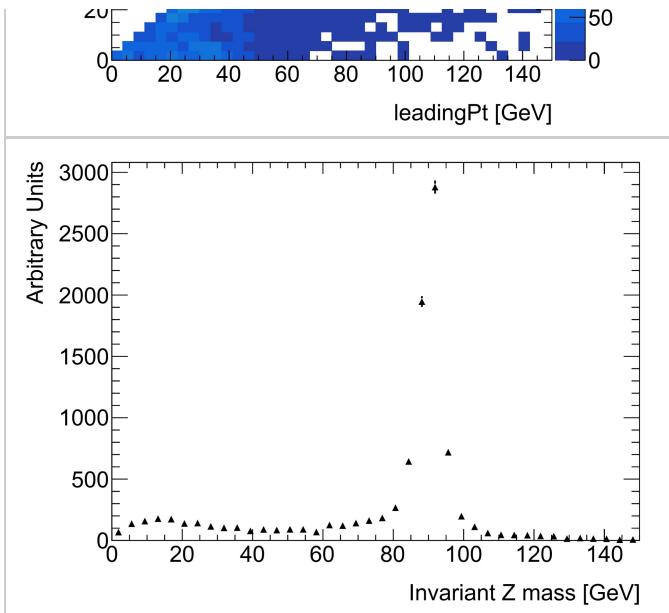


Plots final

fredag 12. juni 2020 12:23

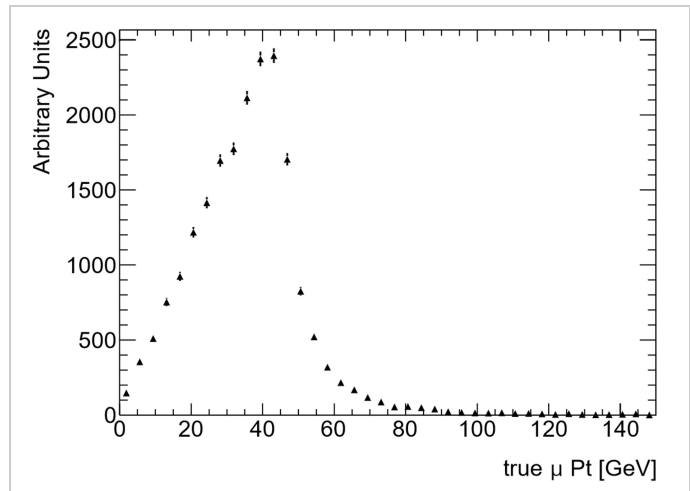
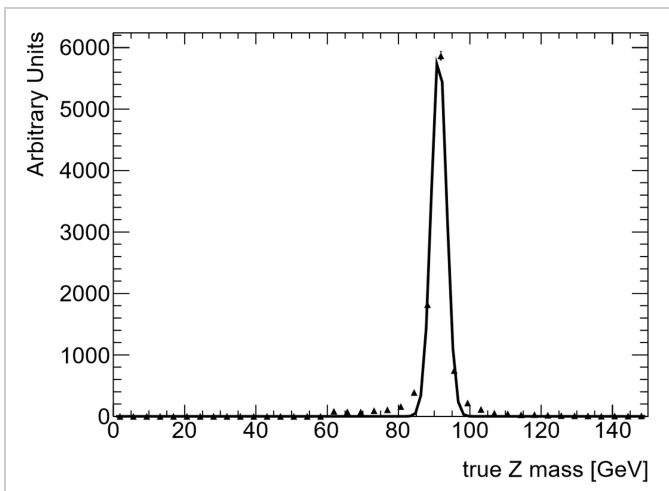
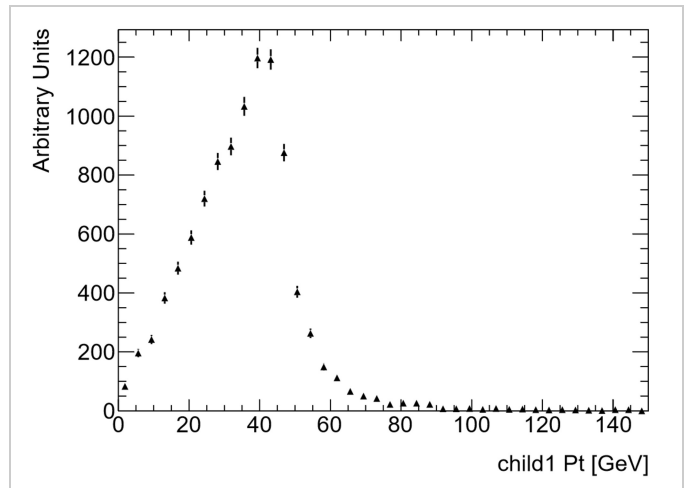
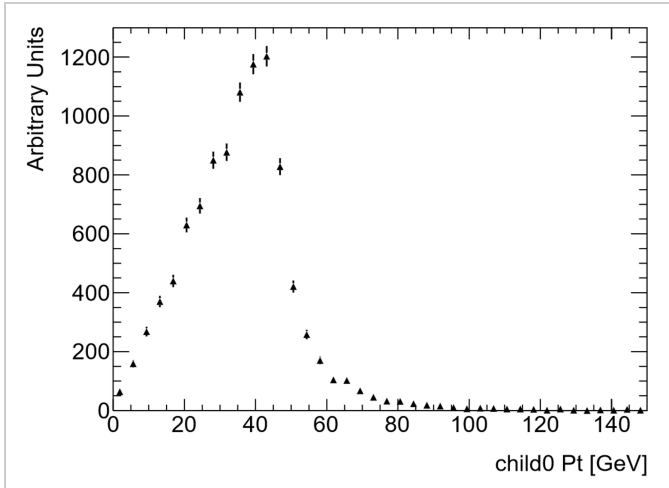




```

root [0]
Processing PlotTest.C...
FCN=3325.5 FROM MIGRAD  STATUS=CONVERGED  217 CALLS  218 TOTAL
EDM=1.00575e-10  STRATEGY= 1  ERROR MATRIX UNCERTAINTY  1.8 per cent
EXT PARAMETER
NO.  NAME      VALUE      ERROR      STEP      SIZE      DERIVATIVE
1  Constant  2.51746e+03  5.00272e+01  1.65282e-01  -2.13759e-07
2  Mean      9.03220e+01  4.93926e-02  1.29757e-04  3.23673e-04
3  Sigma     3.77031e+00  5.81200e-02  -2.79717e-06  2.69146e-03
root [1]

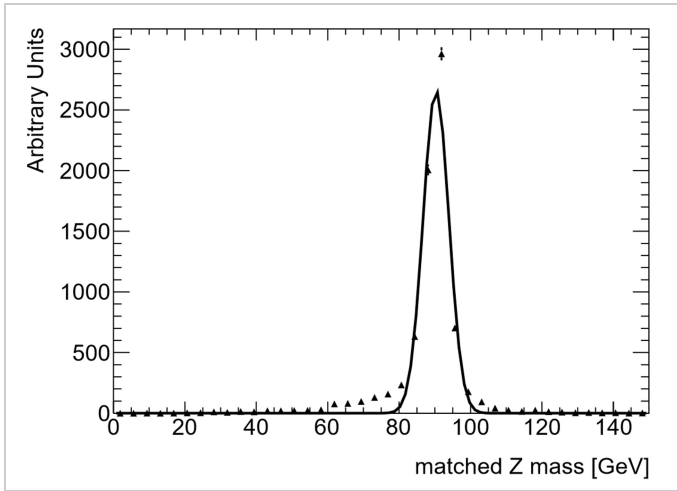
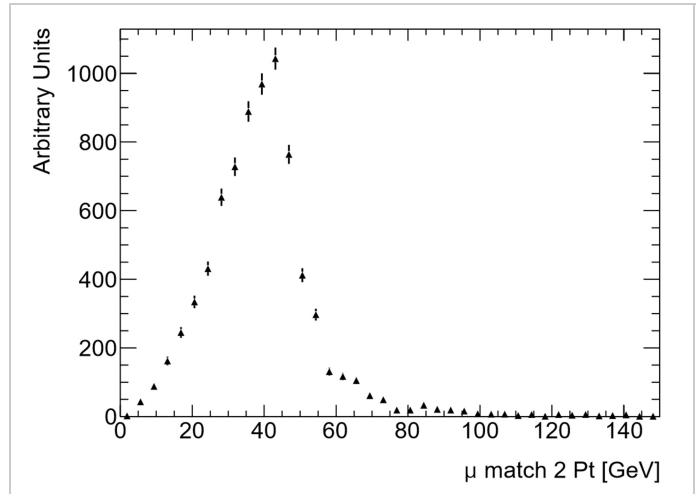
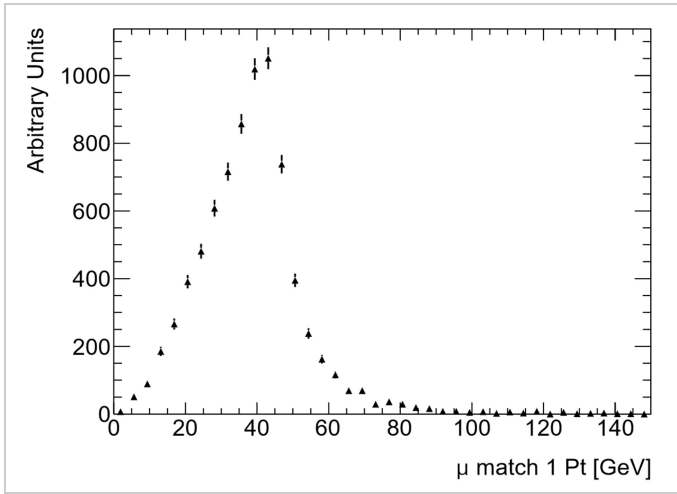
```



```

FCN=1469.74 FROM MIGRAD STATUS=CONVERGED 118 CALLS 119 TOTAL
EDM=3.26667e-09 STRATEGY= 1 ERROR MATRIX UNCERTAINTY 2.3 per cent
EXT PARAMETER STEP FIRST
NO. NAME VALUE ERROR SIZE DERIVATIVE
1 Constant 5.95628e+03 8.18609e+01 -1.67339e-01 -1.25400e-06
2 Mean 9.13432e+01 2.34497e-02 7.56364e-06 9.61737e-04
3 Sigma 2.12681e+00 1.84610e-02 2.22128e-06 3.16153e-03

```



```

FCN=1249.64 FROM MIGRAD STATUS=CONVERGED 121 CALLS 122 TOTAL
EDM=3.83606e-08 STRATEGY= 1 ERROR MATRIX UNCERTAINTY 2.1 per cent
EXT PARAMETER STEP FIRST
NO. NAME VALUE ERROR SIZE DERIVATIVE
1 Constant 2.66219e+03 5.08420e+01 1.57397e-01 4.51097e-06
2 Mean 9.03317e+01 4.67304e-02 -1.42042e-04 -6.68188e-03
3 Sigma 3.60515e+00 5.23831e-02 -2.65388e-06 -1.74850e-02

```

