



Shielding opening BHW49



-Removed the yellow safety fence partly

-Opening the first layer, mostly 24*16*8 size blocks






-First layer opened
-RP Vacuum cleaner to clean the dust from
the top and bottom blocks

-Opening the second layer





-Final step was to move the 11m beam



-The floor wholly open
and ready to remove the magnet



-Extract of the BHW49
-Everything vent well